


## FUND FACT SHEET JULY 2025

### MAMG Global Income-I Fund



#### FUND OBJECTIVE

The MAMG Global Income-I Fund ("MGIIIF" or "the Fund") is a feeder fund aims to maximise investment returns by investing in the target fund, the AZ Islamic – MAMG Global Sukuk ("Target Fund").

Any material change to the investment objective of the Fund would require the Unit Holders' approval.

#### FUND INFORMATION

##### Fund Category

Feeder Fund (sukuk)

##### Fund Type

Income & growth

##### Launch Date

MGSIF (MYR): 13-Mar-2018

MGSIF (USD): 8-Jul-2020

##### Benchmark

\*The performance of the Fund is benchmarked against the total return performance of USD 5 years treasury

##### NAV Per Unit

MGSIF (MYR): MYR 0.9645

MGSIF (USD): USD 1.1366

##### Class Size

MGSIF (MYR): MYR 32.00 million

MGSIF (USD): USD 1.45 million

##### Distribution Policy

Half yearly

##### Annual Management Fee

Up to 1.00% of the NAV

##### Sales Charge

Up to 3.00% of the NAV per unit

##### Redemption Charge

Nil

##### Annual Trustee Fee

0.02% of the NAV

##### Min. Initial Investment

5,000 in the respective class currency

##### Min. Additional Investment

1,000 in the respective class currency

##### Cut-off time for Injection / Withdrawal

4.00 p.m. on a Business Day as stated in Prospectus / Information Memorandum. Do note that times may differ from respective distributors.

##### Period of payment after withdrawal

Within 5 business days

##### Financial Year End

31-Dec

##### Portfolio Yield (%)

6.05

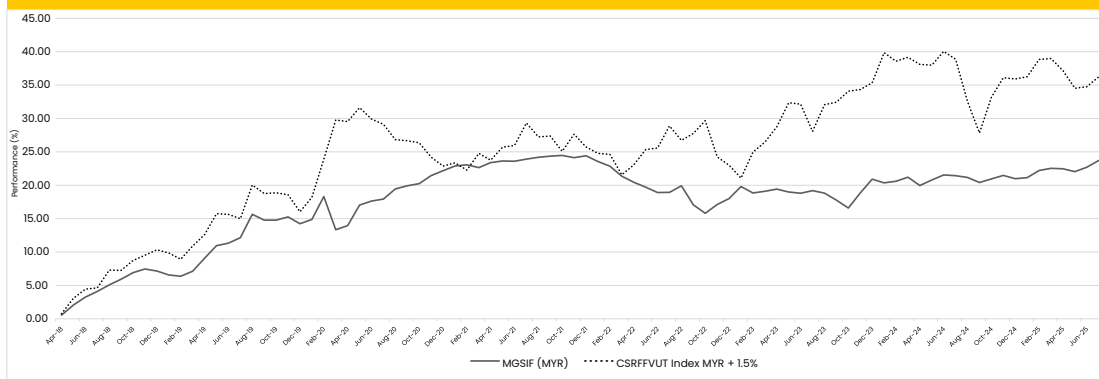
##### Portfolio Duration

4.40 years

##### Target Fund Ratings

BBB

#### Performance Record as at 31-Jul-25



\*\* Performance record from 03 Apr 18 - 31 Jul 25, income reinvested, calculated in MYR \*\*

Inclusive of distribution since inception (if any)

#### Performance (%) Return as at 31-Jul-25

Total Return	YTD	1M	3M	6M	1Y	3Y	5Y	SI
MGSIF (MYR)	2.25	0.82	1.00	2.11	1.86	4.00	4.89	23.70
MGSIF (USD)	3.15	0.88	1.37	2.89	6.34	19.78	23.89	25.06
Benchmark	0.22	1.09	-0.70	-0.02	-1.90	5.70	5.50	36.22

Annualised Return

	3Y	5Y	SI
MGSIF (MYR)	1.32	0.96	2.94
MGSIF (USD)	6.20	4.38	3.10
Benchmark	1.86	1.08	4.31

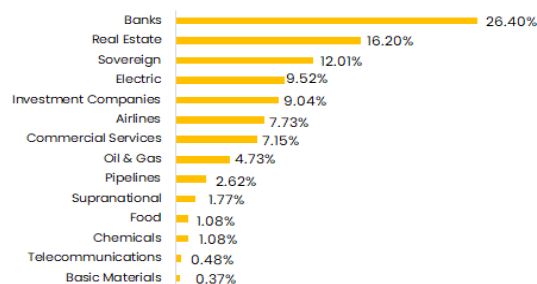
Calendar Year Return

	2024	2023	2022	2021	2020
MGSIF (MYR)	0.06	2.46	-5.15	1.83	6.95
MGSIF (USD)	10.91	4.90	-5.08	-0.47	10.31
Benchmark	0.42	10.05	-2.19	2.34	5.89

#### (Feeder Fund) Asset Allocation as at 31-Jul-25



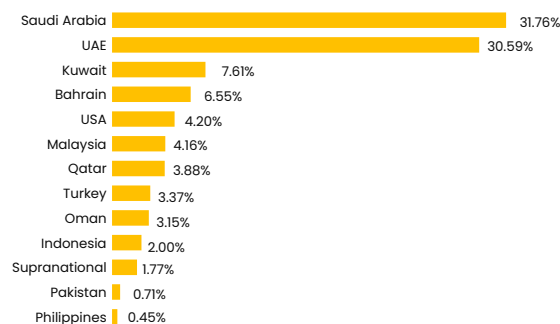
#### (Target Fund) Sector Allocation as at 31-Jul-25



#### (Target Fund) Top 5 Securities as at 31-Jul-25

DP World Salaa 20 - 31/12/2060 FRN	4.40%
Saudi Elec Sukuk 5.684% 23 - 11/04/2053	4.10%
SRC Sukuk Ltd 5.375% 25 - 27/02/2035	3.30%
Aercap Sukuk Ltd 4.5% 24 - 03/10/2029 TMS	2.70%
Issuer SARL 5.78% 23 - 23/08/2032	2.60%

#### (Target Fund) Country Allocation as at 31-Jul-25



**(Feeder Fund ) Income Distribution History (Gross (sen) / Yield (%))**

Date	MGSIF (MYR)	MGSIF (USD)
2025-03-25	2.00 / 2.05	-
2025-03-25	0.15 / 0.15	-
2024-12-26	3.00 / 3.11	-
2024-03-26	-	1.60 / 1.52
2023-03-29	4.00 / 3.97	-
2022-12-28	-	2.00 / 2.08
2022-03-29	1.60 / 1.50	-
2021-12-28	1.00 / 0.90	1.00 / 0.93

**Disclosures**

Data presented as at last business day of the month.

The yield of the distributions are calculated based on the total dividend payout/ex-distribution NAV.

A Volatility Factor (VF) has been provided by Lipper. The VF means there is a possibility for the fund in generating an upside return or downside return around this VF. The Volatility Class (VC) is assigned by Lipper based on quintile ranks of VF for qualified funds. VF is subject to monthly revision and VC will be revised every six months. The fund's portfolio may have changed since this date and there is no guarantee that the fund will continue to have the same VF or VC in the future.

Presently, only funds launched in the market for at least 36 months will display the VF and its VC.

Based on the Fund's portfolio returns as at 31 July 2025, the Volatility Factor (VF) for this Fund is 3 for MYR Class (Very Low), 9.7 for USD Class (Moderate)

**Volatility Class Volatility Banding**

Very Low  $0 \leq \text{Volatility Factor} \leq 4.555$

Low  $4.555 < \text{Volatility Factor} \leq 8.645$

Moderate  $8.645 < \text{Volatility Factor} \leq 11.29$

High  $11.29 < \text{Volatility Factor} \leq 15.295$

Very High Volatility Factor more than 15.295

The term "Maybank AM" used herein refers to Maybank Asset Management. This Fund Fact Sheet ("FFS") is for informational purpose only. You should seek your own financial advice from a licensed adviser before investing in this Fund. Maybank AM does not make any representations or warranties of any kind express or implied, about the completeness, accuracy, reliability, suitability or availability with respect to the information contained herein.

Investors are advised to read and understand the contents of the Prospectus/Information Memorandum and the Fund's Product Highlights Sheets ("PHS") before investing. The Prospectus/Information Memorandum and PHS are available at our nearest representative offices and investors have the right to request for a copy of the Prospectus/Information Memorandum and PHS. The Prospectus/Information Memorandum has been registered with the Securities Commission Malaysia who takes no responsibility for its contents.

You should be aware that investments in unit trust funds carry risks. An outline of the risks are contained in the Prospectus/Information Memorandum. Unit prices and income distribution, if any, may rise or fall. Past performance of a fund is not an indicative of future performance. Please consider the fees and charges involved before investing. Units will be issued upon receipt of completed application form accompanying the Prospectus/Information Memorandum and subject to terms and conditions therein.

In no event shall Maybank AM be liable for any loss or damages howsoever arising whether in contract, tort, negligence, strict liability or any other basis, including without limitation, direct or indirect, special, incidental, consequential or punitive damages arising i) from incompleteness, inaccuracy, unreliability, unsuitability or unavailability with respect to this FFS and/or reliance thereon; or ii) from reproduction or use of the information/copyright/trademark contained in the FFS.

SC's approval or authorisation, or the registration, lodgement or submission of the Prospectus/Information Memorandum does not amount to nor indicate that the SC has recommended or endorsed the Fund or the Fund Fact Sheet.