


FUND FACT SHEET JULY 2025

Maybank Asia Mixed Assets-I Fund



FUND OBJECTIVE

The Maybank Asia Mixed Assets-I Fund ("MAMAI" or "the Fund") is a Islamic feeder fund that seeks to provide capital growth and income through investments in the Maybank Asian Growth and Income-I Fund ("Target Fund").

Any material change to the investment objective of the Fund would require the Unit Holders' approval.

FUND INFORMATION

Fund Category

Feeder Fund (Islamic)

Fund Type

Fixed Income

Launch Date

MAMAI (MYR): 16-Aug-2021

MAMAI (USD): 16-Aug-2021

MAMAI (SGDH): 25-Aug-2022

Benchmark

Target return of 6% per annum (in MYR terms), net of fees over long term.

NAV Per Unit

MAMAI (MYR): MYR 0.8646

MAMAI (USD): USD 0.8801

MAMAI (SGDH): SGD 1.0233

Class Size

MAMAI (MYR): MYR 126.32 million

MAMAI (USD): USD 0.81 million

MAMAI (SGDH): SGD 3.14 million

Distribution Policy

Quarterly

Annual Management Fee

Up to 1.80% of the NAV

Sales Charge

Up to 5.00% of the NAV per Unit

Redemption Charge

Nil

Annual Trustee Fee

0.06% of the NAV

Min. Initial Investment

1,000 in the respective class currency

Min. Additional Investment

100 in the respective class currency

Cut-off time for injection /

Withdrawal

4.00 p.m. on a Business Day as stated in Prospectus / Information Memorandum. Do note that times may differ from respective distributors.

Period of payment after

withdrawal

Within 9 business days

Financial Year End

30-Nov

Fixed Income Yield (%)

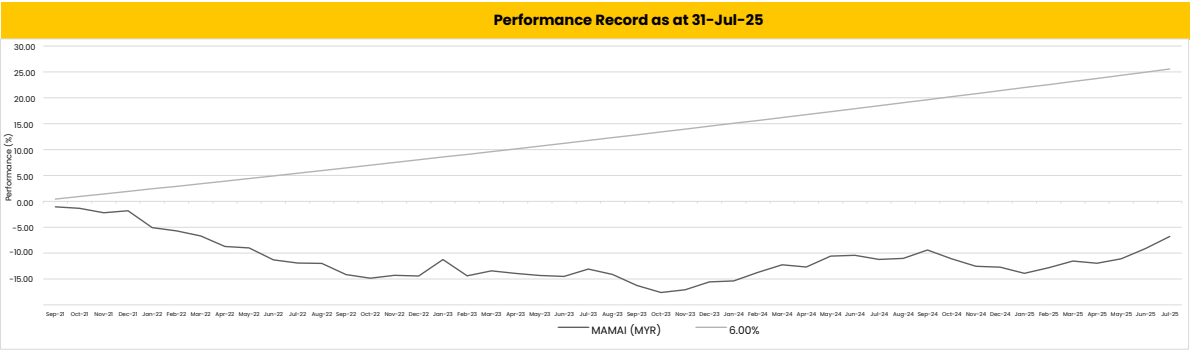
5.05

Fixed Income Duration

4.08 years

Target Fund Ratings

BBB+



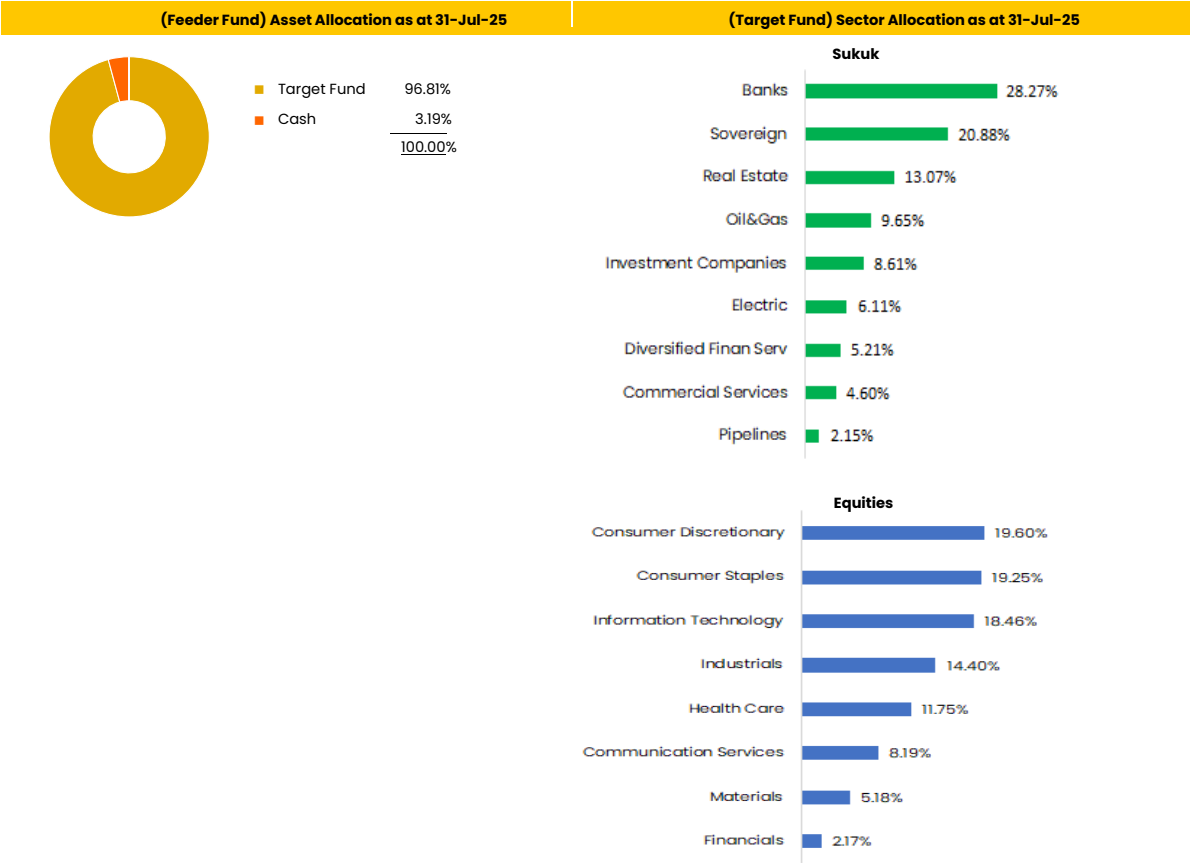
** Performance record from 03 Sep 21 - 31 Jul 25, income reinvested, calculated in MYR

** Inclusive of distribution since inception (if any)

Performance (%) Return as at 31-Jul-25								
Total Return	YTD	1M	3M	6M	1Y	3Y	5Y	SI
MAMAI (MYR)	6.78	2.56	5.88	8.28	5.00	5.83	-	-6.79
MAMAI (USD)	7.79	2.62	6.27	9.04	4.77	10.03	-	-5.86
MAMAI (SGDH)	6.52	2.42	5.64	7.97	5.15	7.65	-	7.65
Benchmark	3.44	0.50	1.48	2.93	5.99	19.10	-	25.56

Annualised Return			Calendar Year Return					
3Y	5Y	SI	2024	2023	2022	2021*	2020	
MAMAI (MYR)	1.91	-	-1.78	3.38	-1.33	-12.83	-1.82	-
MAMAI (USD)	3.24	-	-1.53	3.62	0.93	-4.82	-1.96	-
MAMAI (SGDH)	2.49	-	1.90	3.97	-0.48	-2.32	-	-
Benchmark	6.00	-	5.98	6.00	6.00	1.92	-	-

*since commencement of the main class till 31 Dec 2021

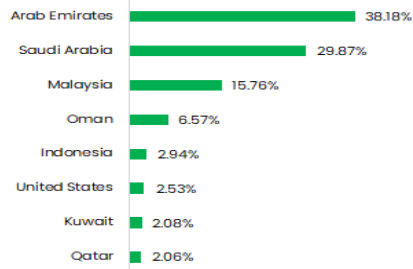
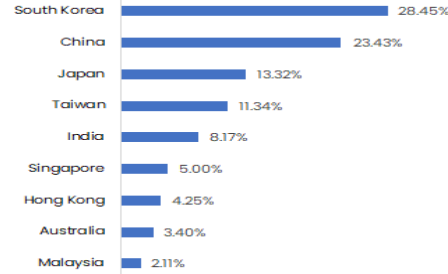


(Feeder Fund) Top 5 Holdings as at 31-Jul-25**(Target Fund) Country Allocation as at 31-Jul-25****Sukuk**

MGII 3.599 07/31/28	2.79%
DPWDU 6 PERP	2.21%
MAFUAE 5 06/01/33	1.99%
PIFKSA 4 ½ 05/08/32	1.98%
ALINMA 6 ½ PERP	1.83%

Equities

APR CORP/KOREA	2.09%
TAIWAN SEMICONDUCTOR MANUFAC	1.86%
BIZLINK HOLDING INC	1.51%
SAMYANG FOODS CO LTD	1.40%
IHI CORP	1.33%

Sukuk**Equities****(Feeder Fund) Income Distribution History (Gross (sen) / Total Yield (%))**

Date	MAMAIF (MYR)	MAMAIF (USD)	MAMAIF (SGD H)
26/05/2025	-	-	0.50 / 0.51
25/11/2024	2.50 / 2.98	-	4.50 / 4.44
23/02/2024	0.30 / 0.36	0.25 / 0.31	-

Disclosures

Data presented as at last business day of the month.

The yield of the distributions are calculated based on the total dividend payout/ex-distribution NAV.

A Volatility Factor (VF) has been provided by Lipper. The VF means there is a possibility for the fund in generating an upside return or downside return around this VF. The Volatility Class (VC) is assigned by Lipper based on quintile ranks of VF for qualified funds. VF is subject to monthly revision and VC will be revised every six months. The fund's portfolio may have changed since this date and there is no guarantee that the fund will continue to have the same VF or VC in the future.

Presently, only funds launched in the market for at least 36 months will display the VF and its VC.

Based on the Fund's portfolio returns as at 31 July 2025, the Volatility Factor (VF) for this Fund is 5.6 for MYR Class (Low), 8.3 for USD Class (Low)

Volatility Class Volatility Banding

Very Low $0 \leq \text{Volatility Factor} \leq 4.555$

Low $4.555 < \text{Volatility Factor} \leq 8.645$

Moderate $8.645 < \text{Volatility Factor} \leq 11.29$

High $11.29 < \text{Volatility Factor} \leq 15.295$

Very High Volatility Factor more than 15.295

The term "Maybank AM" used herein refers to Maybank Asset Management. This Fund Fact Sheet ("FFS") is for informational purpose only. You should seek your own financial advice from a licensed adviser before investing in this Fund. Maybank AM does not make any representations or warranties of any kind express or implied, about the completeness, accuracy, reliability, suitability or availability with respect to the information contained herein.

Investors are advised to read and understand the contents of the Prospectus/Information Memorandum and the Fund's Product Highlights Sheets ("PHS") before investing. The Prospectus/Information Memorandum and PHS are available at our nearest representative offices and investors have the right to request for a copy of the Prospectus/Information Memorandum and PHS. The Prospectus/Information Memorandum has been registered with the Securities Commission Malaysia who takes no responsibility for its contents.

You should be aware that investments in unit trust funds carry risks. An outline of the risks are contained in the Prospectus/Information Memorandum. Unit prices and income distribution, if any, may rise or fall. Past performance of a fund is not an indicative of future performance. Please consider the fees and charges involved before investing. Units will be issued upon receipt of completed application form accompanying the Prospectus/Information Memorandum and subject to terms and conditions therein.

In no event shall Maybank AM be liable for any loss or damages howsoever arising whether in contract, tort, negligence, strict liability or any other basis, including without limitation, direct or indirect, special, incidental, consequential or punitive damages arising i) from incompleteness, inaccuracy, unreliability, unsuitability or unavailability with respect to this FFS and/or reliance thereon; or ii) from reproduction or use of the information/copyright/trademark contained in the FFS.

SC's approval or authorisation, or the registration, lodgement or submission of the Prospectus/Information Memorandum does not amount to nor indicate that the SC has recommended or endorsed the Fund or the Fund Fact Sheet.