

FUND OBJECTIVE

The MAMG Global Environment Fund ("MGEF" or "the Fund") aims to achieve capital growth by investing in a minimum of 90% of its NAV into the BNP Paribas Global Environment UI13 RH USD Capitalisationthe ("Target Fund").

Any material change to the investment objective of the Fund would require the Unit Holders' approval.

FUND INFORMATION

Fund Category

Feeder fund.

Fund Type

Growth.

Launch Date

MGEF (USD): 22-Aug-2022
MGEF (MYR): 22-Aug-2022
MGEF (MYR H): 22-Aug-2022
MGEF (SGD H): 22-Aug-2022

Benchmark

MSCI All Country World Index (Total Return Net).

NAV Per Unit

MGEF (USD): USD 0.5435
MGEF (MYR): MYR 0.5438
MGEF (MYR H): MYR 0.5295
MGEF (SGD H): SGD 0.4886

Class Size

MGEF (USD): USD 0.19 million.
MGEF (MYR): MYR 4.78 million.
MGEF (MYR H): MYR 3.79 million.
MGEF (SGD H): SGD 0.05 million.

Distribution Policy

Annually

Annual Management Fee

Up to 1.80% per annum of the NAV of each class.

Sales Charge

Up to 5.0% of the NAV per unit.

Redemption Charge

Nil

Annual Trustee Fee

Up to 0.02% per annum of the NAV of the Fund.

Min. Initial Investment

1000 in other respective class currency.

Min. Additional Investment

100 in the respective class currency.

Cut-off time for Injection / Withdrawal

4.00 p.m. on a Business Day as stated in Prospectus / Information Memorandum. Do note that times may differ from respective distributors.

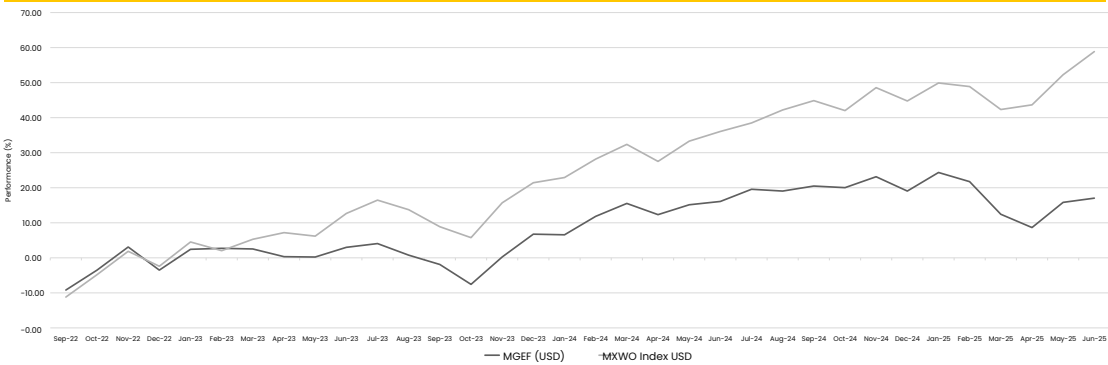
Period of payment after withdrawal

Within 9 business days

Financial Year End

30-April

Performance Record as at 30-Jun-25



** Performance record from 10 Oct 23 - 30 Jun 25, income reinvested, calculated in USD **

Inclusive of distribution since inception (if any)

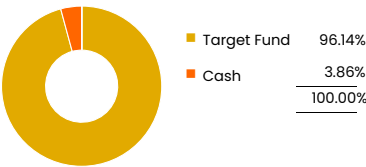
Performance (%) Return as at 30-Jun-25

Total Return	YTD	1M	3M	6M	1Y	3Y	5Y	SI
MGEF (USD)	1.04	-1.69	4.09	-1.69	0.82	-	-	17.03
MGEF (MYR)	-0.22	-7.73	-1.35	-7.73	-10.50	-	-	17.04
MGEF (MYR H)	0.88	-2.93	3.61	-2.93	-2.82	-	-	10.24
MGEF (SGD H)	0.85	-2.57	3.58	-2.57	-5.27	-	-	4.58
Benchmark	9.75	4.35	11.62	9.75	16.77	-	-	58.87

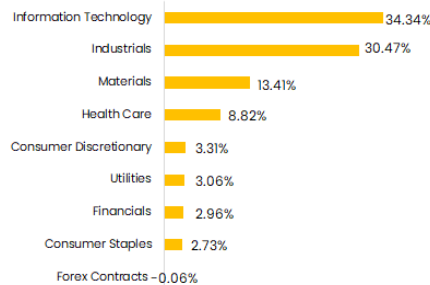
	Annualised Return			Calendar Year Return				
	3Y	5Y	SI	2024	2023	2022*	2021	2020
MGEF (USD)	-	-	5.76	11.53	10.61	-3.50	-	-
MGEF (MYR)	-	-	5.76	8.23	20.97	-3.12	-	-
MGEF (MYR H)	-	-	3.53	7.62	8.63	-2.86	-	-
MGEF (SGD H)	-	-	1.75	4.80	9.24	-6.24	-	-
Benchmark	-	-	17.92	19.21	24.44	-2.42	-	-

*since commencement of the main class till 31 Dec 2022

Asset Allocation as at 30-Jun-25



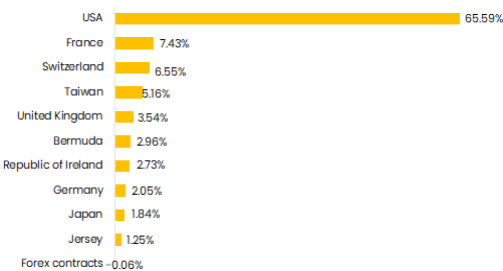
Target Fund) Sector Allocation as at 30-Jun-2025



Target Fund) Top 10 Holdings as at 30-Jun-2025

MICROSOFT CORP	5.96
LINDE PLC	5.10
L AIR LIQUIDE SA POUR L ETUDE ET L EXPLO DES	4.37
AGILENT TECHNOLOGIES INC	4.37
NVIDIA CORP	3.22
VEOLIA ENVIRON. SA	3.06
WASTE MANAGEMENT INC	3.06
SCHNEIDER ELECTRIC	2.97
RENAISSANCERE HOLDING LTD	2.96
KERRY GROUP PLC	2.73

Target Fund) Country Allocation as at 30-Jun-2025



Income Distribution History (Gross (sen) / Yield (%))				
Date	MGEF (USD)	MGEF (MYR)	MGEF (MYR H)	MGEF (SGD H)
25/04/2025	1.90 / 3.81	2.20 / 4.24	2.00 / 4.10	1.90 / 4.21
25/04/2024	2.00 / 3.72	2.00 / 3.24	-	1.40 / 2.70

Disclosures

Data presented as at last business day of the month.

The yield of the distributions are calculated based on the total dividend payout/ex-distribution NAV. The term "Maybank AM" used herein refers to Maybank Asset Management. This Fund Fact Sheet ("FFS") is for informational purpose only. You should seek your own financial advice from a licensed adviser before investing in this Fund. Maybank AM does not make any representations or warranties of any kind express or implied, about the completeness, accuracy, reliability, suitability or availability with respect to the information contained herein.

Investors are advised to read and understand the contents of the Prospectus/Information Memorandum and the Fund's Product Highlights Sheets ("PHS") before investing. The Prospectus/Information Memorandum and PHS are available at our nearest representative offices and investors have the right to request for a copy of the Prospectus/Information Memorandum and PHS. The Prospectus/Information Memorandum has been registered with the Securities Commission Malaysia who takes no responsibility for its contents.

You should be aware that investments in unit trust funds carry risks. An outline of the risks are contained in the Prospectus/ Information Memorandum. Unit prices and income distribution, if any, may rise or fall. Past performance of a fund is not an indicative of future performance. Please consider the fees and charges involved before investing. Units will be issued upon receipt of completed application form accompanying the Prospectus/Information Memorandum and subject to terms and conditions therein.

In no event shall Maybank AM be liable for any loss or damages howsoever arising whether in contract, tort, negligence, strict liability or any other basis, including without limitation, direct or indirect, special, incidental, consequential or punitive damages arising i) from incompleteness, inaccuracy, unreliability, unsuitability or unavailability with respect to this FFS and/or reliance thereon; or ii) from reproduction or use of the information/copyright/trademark contained in the FFS.

SC's approval or authorisation, or the registration, lodgement or submission of the Prospectus/Information Memorandum does not amount to nor indicate that the SC has recommended or endorsed the Fund or the Fund Fact Sheet.