

MAMG Alpha Capital & Income Opportunities Fund

FUND OBJECTIVE

The MAMG Alpha Capital & Income Opportunities Fund ("MAMCIO" or "the Fund") aims to provide capital growth and income by investing in a minimum of 90% of its NAV in Class Y-MINCOME(G) USD of the Fidelity Active Strategy-Maybank Alpha Capital & Income Opportunities Fund (Target Fund).

Any material change to the investment objective of the Fund would require the Unit Holders' approval.

FUND INFORMATION

Fund Category

Feeder fund.

Fund Type

Income & Growth

Launch Date

MAMCIO (USD Dist): 26-Nov-2024
MAMCIO (MYR Dist): 26-Nov-2024
MAMCIO (MYRH Dist): 26-Nov-2024

Benchmark

50% MSCI All Country World Index + 50%
Maybank 12-months USD Deposit Rate

NAV Per Unit

MAMCIO (USD Dist): USD 0.5108
MAMCIO (MYR Dist): MYR 0.4874
MAMCIO (MYRH Dist): MYR 0.5088

Class Size

MAMCIO (USD Dist): USD 4.31 million
MAMCIO (MYR Dist): MYR 124.16 million
MAMCIO (MYRH Dist): MYR 152.03 million

Distribution Policy

Quarterly

Annual Management Fee

1.00% per annum of the NAV of each class.

Sales Charge

Up to 5.0% of the NAV per unit.

Redemption Charge

Nil

Annual Trustee Fee

0.04% per annum of the NAV of the Fund.

Min. Initial Investment

1,000 in the respective class currency.

Min. Additional Investment

100 in the respective class currency.

Cut-off time for Injection / Withdrawal

4.00 p.m. on a Business Day as stated in Prospectus / Information Memorandum. Do note that times may differ from respective distributors.

Period of payment after withdrawal

Within 9 business days

Financial Year End

31-March

(Target Fund) Portfolio Yield (%)

3.50%

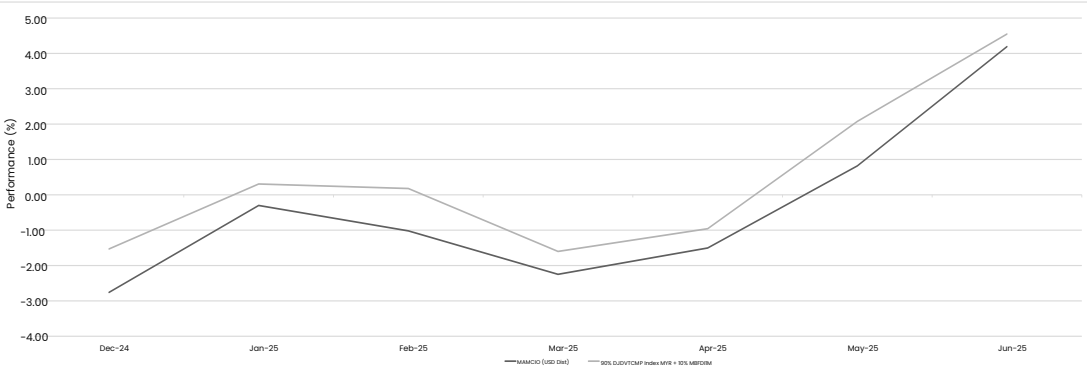
(Target Fund) Portfolio Duration

3.63 years

Average Credit Rating

A

Performance Record as at 30-Jun-25



** Performance record from 09 Dec 24 - 30 Jun 25, income reinvested, calculated in USD
** Inclusive of distribution since inception (if any)

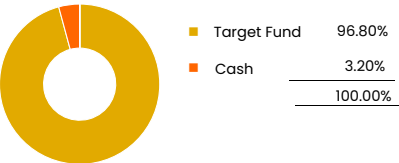
Performance (%) Return as at 30-Jun-25

Total Return	YTD	1M	3M	6M	1Y	3Y	5Y	SI
MAMCIO (USD Dist)	7.15	3.35	6.59	7.15	-	-	-	4.19
MAMCIO (MYR Dist)	1.02	2.09	1.19	1.02	-	-	-	-0.56
MAMCIO (MYRH Dist)	6.32	3.09	6.28	6.32	-	-	-	3.79
Benchmark	6.17	2.42	6.25	6.17	-	-	-	4.55

Annualised Return			Calendar Year Return				
3Y	5Y	SI	2024	2023	2022	2021	2020*
MAMCIO (USD Dist)	-	-	-	-2.76			
MAMCIO (MYR Dist)	-	-	-	-1.56			
MAMCIO (MYRH Dist)	-	-	-	-2.38			
Benchmark	-	-	-	-1.53			

*since commencement of the main class till 31 Dec 2020

Asset Allocation as at 30-Jun-25



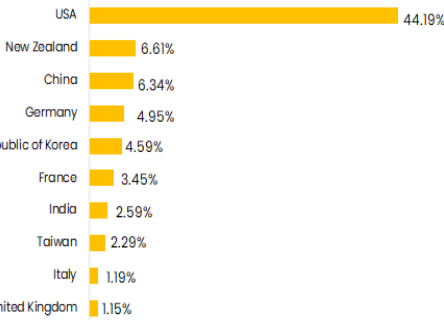
(Target Fund) Sector Allocation as at 30-Jun-25

Fixed Income		Equity	
Government	41.59%	Information Technology	21.55%
Financial	14.22%	Industrials	19.09%
Consumer, Cyclical	10.59%	Financials	16.28%
Communications	7.29%	Communication Services	12.18%
Consumer, Non-cyclical	7.09%	Consumer Discretionary	8.83%
Industrial	4.90%	Materials	8.44%
Energy	4.55%	Health Care	3.90%
Basic Materials	3.44%	Utilities	3.58%
Utilities	2.97%	Consumer Staples	3.37%
Technology	2.75%	Energy	1.86%
Diversified	0.61%	Real Estate	0.91%

(Target Fund) Top 10 Holdings as at 30-Jun-25

ISHARES BROAD USD HIGH YIELD CORP BOND UCITS ETF	9.40
iShares MSCI EM Asia ETF USD Acc	8.01
USTN TII 2.125% 01/15/2035	7.36
NEW ZEALAND GOVERNMENT OF 4.5% 05/15/2035	6.50
ISHARES ASIA INVESTMENT GRADE CORP BOND UCITS ETF	6.40
iShares Physical Gold ETC	5.62
iShares Core EURO STOXX 50 ETF (DE)	4.72
FIRST TRUST NASDAQ CLEAN EDGE SMART GRID INFRASTRUCTURE UCITS ETF	4.03
iShares STOXX Europe 600 Cnstr & M (DE)	3.61
XTRACKERS II EUR HIGH YIELD CORP BOND UCITS ETF	2.61

(Target Fund) Country Allocation as at 30-Jun-25



Income Distribution History (Gross (sen) / Yield (%))

Date	MAMCIO (USD Dist)	MAMCIO(MYRDist)	MAMCIO (MYRH Dist)
2025-06-25	0.25 / 0.49	0.24 / 0.49	0.25 / 0.49
2025-05-26	0.25 / 0.50	0.24 / 0.50	0.25 / 0.50
2025-04-24	0.23 / 0.47	0.24 / 0.50	0.23 / 0.47
2025-03-24	0.25 / 0.50	0.25 / 0.50	0.25 / 0.50

Disclosures

Data presented as at last business day of the month.

The yield of the distributions are calculated based on the total dividend payout/ex-distribution NAV. The term "Maybank AM" used herein refers to Maybank Asset Management. This Fund Fact Sheet ("FFS") is for informational purpose only. You should seek your own financial advice from a licensed adviser before investing in this Fund. Maybank AM does not make any representations or warranties of any kind express or implied, about the completeness, accuracy, reliability, suitability or availability with respect to the information contained herein.

Investors are advised to read and understand the contents of the Prospectus/Information Memorandum and the Fund's Product Highlights Sheets ("PHS") before investing. The Prospectus/Information Memorandum and PHS are available at our nearest representative offices and investors have the right to request for a copy of the Prospectus/Information Memorandum and PHS. The Prospectus/Information Memorandum has been registered with the Securities Commission Malaysia who takes no responsibility for its contents.

You should be aware that investments in unit trust funds carry risks. An outline of the risks are contained in the Prospectus/ Information Memorandum. Unit prices and income distribution, if any, may rise or fall. Past performance of a fund is not an indicative of future performance. Please consider the fees and charges involved before investing. Units will be issued upon receipt of completed application form accompanying the Prospectus/Information Memorandum and subject to terms and conditions therein.

In no event shall Maybank AM be liable for any loss or damages howsoever arising whether in contract, tort, negligence, strict liability or any other basis, including without limitation, direct or indirect, special, incidental, consequential or punitive damages arising i) from incompleteness, inaccuracy, unreliability, unsuitability or unavailability with respect to this FFS and/or reliance thereon; or ii) from reproduction or use of the information/copyright/trademark contained in the FFS.

SC's approval or authorisation, or the registration, lodgement or submission of the Prospectus/Information Memorandum does not amount to nor indicate that the SC has recommended or endorsed the Fund or the Fund Fact Sheet.