

**FUND FACT SHEET JUNE 2025****MAMG Global Environment Fund****FUND OBJECTIVE**

The MAMG Global Environment Fund ("MGEF" or "the Fund") aims to achieve capital growth by investing in a minimum of 90% of its NAV into the BNP Paribas Global Environment UI13 RH USD Capitalisationthe ("Target Fund").

Any material change to the investment objective of the Fund would require the Unit Holders' approval.

**FUND INFORMATION****Fund Category**

Feeder fund.

**Fund Type**

Growth.

**Launch Date**

MGEF (USD): 22-Aug-2022  
MGEF (MYR): 22-Aug-2022  
MGEF (MYR H): 22-Aug-2022  
MGEF (SGD H): 22-Aug-2022

**Benchmark**

MSCI All Country World Index (Total Return Net).

**NAV Per Unit**

MGEF (USD): USD 0.5435  
MGEF (MYR): MYR 0.5438  
MGEF (MYR H): MYR 0.5295  
MGEF (SGD H): SGD 0.4886

**Class Size**

MGEF (USD): USD 0.19 million.  
MGEF (MYR): MYR 4.78 million.  
MGEF (MYR H): MYR 3.79 million.  
MGEF (SGD H): SGD 0.05 million.

**Distribution Policy**

Annually

**Annual Management Fee**

Up to 1.80% per annum of the NAV of each class.

**Sales Charge**

Up to 5.0% of the NAV per unit.

**Redemption Charge**

Nil

**Annual Trustee Fee**

Up to 0.02% per annum of the NAV of the Fund.

**Min. Initial Investment**

1000 in other respective class currency.

**Min. Additional Investment**

100 in the respective class currency.

**Cut-off time for Injection / Withdrawal**

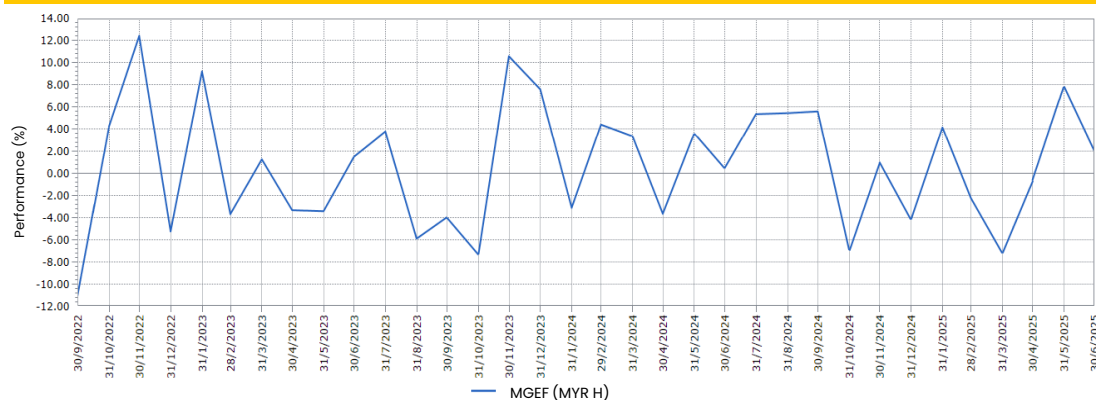
4.00 p.m. on a Business Day as stated in Prospectus / Information Memorandum. Do note that times may differ from respective distributors.

**Period of payment after withdrawal**

Within 9 business days

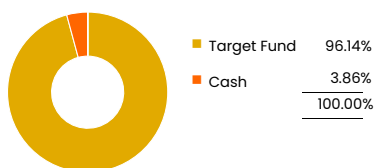
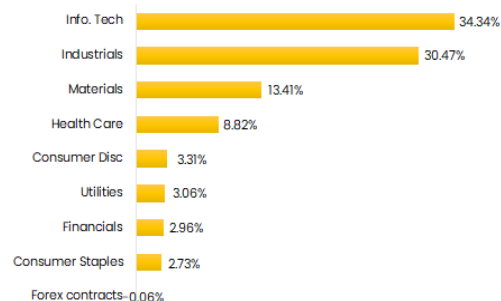
**Financial Year End**

30-April

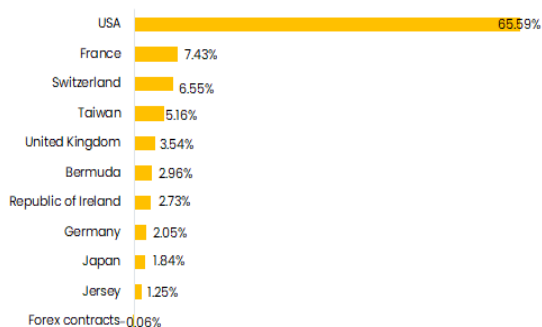
**Performance Record as at 30-Jun-25****Performance (%) Return as at 30-Jun-25**

Total Return	YTD	1M	3M	6M	1Y	3Y	5Y	SI
MGEF (USD)	1.04	-1.69	4.09	-1.69	0.82	-	-	17.03
MGEF (MYR)	-0.22	-7.73	-1.35	-7.73	-10.50	-	-	17.04
MGEF (MYR H)	0.88	-2.93	3.61	-2.93	-2.82	-	-	10.24
MGEF (SGD H)	0.85	-2.57	3.58	-2.57	-5.27	-	-	4.58
Benchmark	9.75	4.35	11.62	9.75	16.77	-	-	58.87

	Annualised Return			Calendar Year Return				
	3Y	5Y	SI	2024	2023	2022	2021	2020*
MGEF (USD)	-	-	5.76	11.53	10.61	-3.50	-	-
MGEF (MYR)	-	-	5.76	8.23	20.97	-3.12	-	-
MGEF (MYR H)	-	-	3.53	7.62	8.63	-2.86	-	-
MGEF (SGD H)	-	-	1.75	4.80	9.24	-6.24	-	-
Benchmark	-	-	17.92	19.21	24.44	-2.42	-	-

**Asset Allocation as at 30-Jun-25****Target Fund) Sector Allocation as at 30-Jun-2025****Target Fund) Top 10 Holdings as at 30-Jun-2025**

MICROSOFT CORP	5.96
LINDE PLC	5.10
L AIR LIQUIDE SA POUR L ETUDE ET L EXPLO DES	4.37
AGILENT TECHNOLOGIES INC	4.37
NVIDIA CORP	3.22
VEOLIA ENVIRON. SA	3.06
WASTE MANAGEMENT INC	3.06
SCHNEIDER ELECTRIC	2.97
RENAISSANCERE HOLDING LTD	2.96
KERRY GROUP PLC	2.73

**Target Fund) Country Allocation as at 30-Jun-2025**

# Income Distribution History (Gross (sen) / Yield (%))

Date	MGEF (USD)	MGEF (MYR)	MGEF (MYR H)	MGEF (SGD H)
25/04/2025	1.90 / 3.81	2.20 / 4.24	2.00 / 4.10	1.90 / 4.21
25/04/2024	2.00 / 3.72	2.00 / 3.24	-	1.40 / 2.70

## Disclosures

Data presented as at last business day of the month.

The yield of the distributions are calculated based on the total dividend payout/ex-distribution NAV. The term "Maybank AM" used herein refers to Maybank Asset Management. This Fund Fact Sheet ("FFS") is for informational purpose only. You should seek your own financial advice from a licensed adviser before investing in this Fund. Maybank AM does not make any representations or warranties of any kind express or implied, about the completeness, accuracy, reliability, suitability or availability with respect to the information contained herein.

Investors are advised to read and understand the contents of the Prospectus/Information Memorandum and the Fund's Product Highlights Sheets ("PHS") before investing. The Prospectus/Information Memorandum and PHS are available at our nearest representative offices and investors have the right to request for a copy of the Prospectus/Information Memorandum and PHS. The Prospectus/Information Memorandum has been registered with the Securities Commission Malaysia who takes no responsibility for its contents.

You should be aware that investments in unit trust funds carry risks. An outline of the risks are contained in the Prospectus/ Information Memorandum. Unit prices and income distribution, if any, may rise or fall. Past performance of a fund is not an indicative of future performance. Please consider the fees and charges involved before investing. Units will be issued upon receipt of completed application form accompanying the Prospectus/Information Memorandum and subject to terms and conditions therein.

In no event shall Maybank AM be liable for any loss or damages howsoever arising whether in contract, tort, negligence, strict liability or any other basis, including without limitation, direct or indirect, special, incidental, consequential or punitive damages arising i) from incompleteness, inaccuracy, unreliability, unsuitability or unavailability with respect to this FFS and/or reliance thereon; or ii) from reproduction or use of the information/copyright/trademark contained in the FFS.

SC's approval or authorisation, or the registration, lodgement or submission of the Prospectus/Information Memorandum does not amount to nor indicate that the SC has recommended or endorsed the Fund or the Fund Fact Sheet.