

FUND FACT SHEET JUNE 2025

MAMG Dynamic High Income Fund



AUD H Class

EUR H Class

MYR Class

MYR H Class

SGD H Class

USD Class



FUND OBJECTIVE

The MAMG Dynamic High Income Fund ("MDHIF" or "the Fund") aims to maximise investment returns by investing in the BlackRock Global Funds – Dynamic High Income Fund ("Target Fund").

Any material change to the investment objective of the Fund would require the Unit Holders' approval.

FUND INFORMATION

Fund Category

Feeder fund (wholesale).

Fund Type

Mixed Assets.

Launch Date

MDHIF (USD): 22-Jan-2019  
MDHIF (MYR): 22-Jan-2019  
MDHIF (MYR H): 22-Jan-2019  
MDHIF (SGD H): 22-Jan-2019  
MDHIF (AUD H): 22-Jan-2019  
MDHIF (EUR H): 22-Jan-2019

Benchmark

MSCI China All Shares Index Net.

NAV Per Unit

MDHIF (USD): USD 1.1244  
MDHIF (MYR): MYR 1.1639  
MDHIF (MYR H): MYR 1.0375  
MDHIF (SGD H): SGD 1.0447  
MDHIF (AUD H): AUD 1.0198  
MDHIF (EUR H): EUR 0.9752

Class Size

MDHIF (USD): USD 0.60 million.  
MDHIF (MYR): MYR 4.65 million.  
MDHIF (MYR H): MYR 7.54 million.  
MDHIF (SGD H): SGD 0.47 million.  
MDHIF (AUD H): AUD 1.39 million.  
MDHIF (EUR H): EUR 0.03 million.

Distribution Policy

Quarterly

Annual Management Fee

Up to 1.80% per annum of the NAV of each class.

Sales Charge

Up to 5.0% of the NAV per unit.

Redemption Charge

Nil

Annual Trustee Fee

Up to 0.02% per annum of the NAV of the Fund.

Min. Initial Investment

RM25,000 in the MYR and MYR H class.  
10,000 in other respective class currency.

Min. Additional Investment

5000 in the respective class currency.

Cut-off time for Injection / Withdrawal

4.00 p.m. on a Business Day as stated in Prospectus / Information Memorandum. Do note that times may differ from respective distributors.

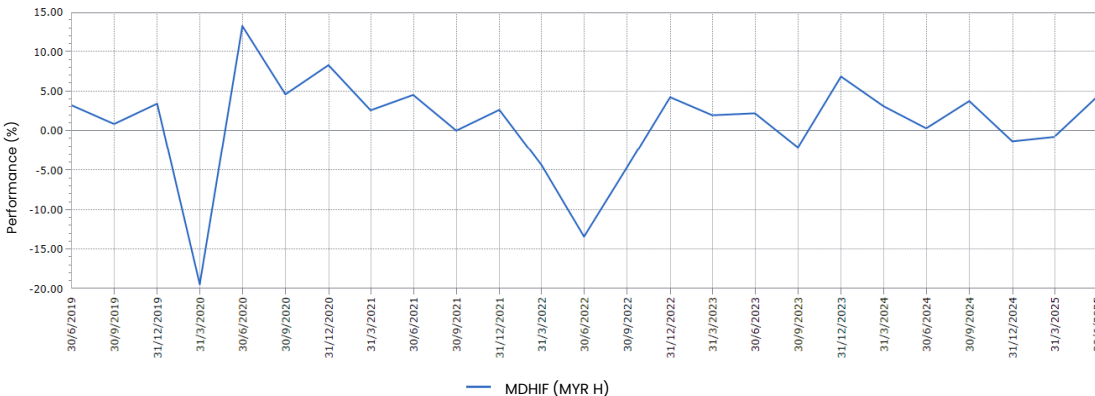
Period of payment after withdrawal

Within 14 days

Financial Year End

31-March

Performance Record as at 30-Jun-25

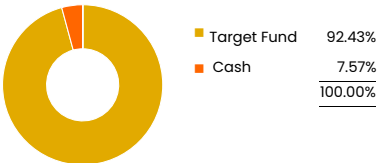


Performance (%) Return as at 30-Jun-25

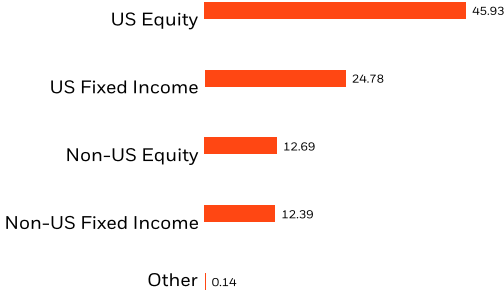
Total Return	YTD	1M	M	M		3Y	5Y	SI
MDHIF (USD)	4.54	2.43	4.91	4.54	8.44	28.00	29.10	28.18
MDHIF (MYR)	-1.58	1.24	-0.49	-1.58	-3.21	22.08	26.33	31.43
MDHIF (MYR H)	3.50	2.35	4.29	3.50	6.00	18.92	22.88	21.57
MDHIF (SGD H)	3.58	2.29	4.43	3.58	6.60	21.46	21.29	21.22
MDHIF (AUD H)	3.34	2.38	4.03	3.34	6.67	19.56	18.95	18.64
MDHIF (EUR H)	3.38	2.14	4.43	3.38	7.19	17.45	17.65	11.37
Benchmark	2.45	0.40	1.22	2.45	4.99	15.76	27.62	36.52

Annualised Return				Calendar Year Return				
	3Y	5Y	SI	2024	2023	2022	2021	2020*
MDHIF (USD)	8.58	5.24	3.97	8.58	12.03	-17.44	8.82	3.30
MDHIF (MYR)	6.88	4.79	4.37	5.63	16.86	-12.96	12.85	1.35
MDHIF (MYR H)	5.95	4.21	3.11	5.96	9.09	-17.77	10.19	3.36
MDHIF (SGD H)	6.69	3.94	3.06	6.77	10.31	-18.31	8.63	2.49
MDHIF (AUD H)	6.13	3.53	2.71	7.16	9.50	-19.73	8.65	2.54
MDHIF (EUR H)	5.51	3.30	1.70	7.76	6.95	19.64	9.91	-3.23
Benchmark	5.00	5.00	5.00	5.00	5.00	5.00	5.00	5.00

Asset Allocation as at 30-Jun-25



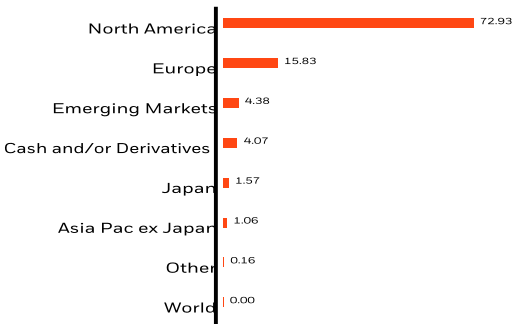
(Target Fund) Asset Type Breakdown as at 30-Jun-25



(Target Fund) Top 10 Holdings as at 30-Jun-25

ISHARES \$ SHORT DURATION CORPORATE ISHARES \$	3.00%
HIGH YIELD CRP BND ETF \$	1.71%
MSFT UBS AG (LONDON BRANCH)	1.31%
ISH MSCI USA Qty Div ADV UCITS ETF	1.13%
NVDA ROYAL BANK OF CANADA 23.097/10/2025	1.04%
MICROSOFT CORP	1.04%
GOOGL ROYAL BANK OF CANADA 16.057/22/2025	0.86%
META UBS AG (LONDON BRANCH) 16.87/29/2025	0.83%
AAPL TORONTO-DOMINION BANK/THE 15.177/31/2025	0.76%
AMZN SOCIETE GENERALE SA 17.537/31/2025	0.61%

(Target Fund) Country Allocation as at 30-Jun-25



## Income Distribution History (Gross (sen) / Yield (%))

Date	MDHIF(USD)	MDHIF (MYR)	MDHIF (MYR H)	MDHIF(SGD H)	MDHIF (AUD H)	MDHIF (EUR H)
2025-06-25	-	-	1.50 / 1.44	1.50 / 1.43	-	3.20 / 3.21
2024-09-26	0.90 / 1.01	1.00 / 1.04	1.31 / 1.32	0.40 / 0.39	1.31 / 1.32	0.03 / 0.03
2024-06-25	1.30 / 1.52	1.30 / 1.34	0.30 / 0.31	1.10 / 1.06	0.30 / 0.31	0.85 / 0.86
2022-09-27	1.00 / 0.96	1.00 / 0.93	1.30 / 1.57	1.00 / 1.13	1.30 / 1.57	1.30 / 1.58
2021-12-28	1.45 / 1.31	1.45 / 1.27	1.45 / 1.31	1.45 / 1.28	1.45 / 1.31	1.45 / 1.34
2020-12-29	0.75 / 0.70	0.75 / 0.70	0.75 / 0.70	0.75 / 0.69	0.75 / 0.70	0.75 / 0.73
2019-07-01	0.40 / 0.38	0.90 / 0.86				

### Disclosures

Data presented as at last business day of the month.

The yield of the distributions are calculated based on the total dividend payout/ex-distribution NAV.

A Volatility Factor (VF) has been provided by Lipper. The VF means there is a possibility for the fund in generating an upside return or downside return around this VF. The Volatility Class (VC) is assigned by Lipper based on quintile ranks of VF for qualified funds. VF is subject to monthly revision and VC will be revised every six months. The fund's portfolio may have changed since this date and there is no guarantee that the fund will continue to have the same VF or VC in the future.

Presently, only funds launched in the market for at least 36 months will display the VF and its VC.

Based on the Fund's portfolio returns as at 30 June 2025, the Volatility Factor (VF) for this Fund is 13.39 for AUDH Class (High), 10.38 for EURH Class (Moderate), 10.23 for MYR Class (Moderate), 9.53 for MYRH Class (Moderate), 10.25 for SGD H Class (Moderate) and 10.20 for USD Class (Moderate),

Volatility Class Volatility Banding

Very Low 0 ≤ Volatility Factor ≤ 4.715

Low 4.715 < Volatility Factor ≤ 9.175

Moderate 9.175 < Volatility Factor ≤ 12.015

High 12.015 < Volatility Factor ≤ 16.495

Very High Volatility Factor more than 16.495

The term "Maybank AM" used herein refers to Maybank Asset Management. This Fund Fact Sheet ("FFS") is for informational purpose only. You should seek your own financial advice from a licensed adviser before investing in this Fund. Maybank AM does not make any representations or warranties of any kind express or implied, about the completeness, accuracy, reliability, suitability or availability with respect to the information contained herein.

Investors are advised to read and understand the contents of the Prospectus/Information Memorandum and the Fund's Product Highlights Sheets ("PHS") before investing. The Prospectus/Information Memorandum and PHS are available at our nearest representative offices and investors have the right to request for a copy of the Prospectus/Information Memorandum and PHS. The Prospectus/Information Memorandum has been registered with the Securities Commission Malaysia who takes no responsibility for its contents.

You should be aware that investments in unit trust funds carry risks. An outline of the risks are contained in the Prospectus/Information Memorandum. Unit prices and income distribution, if any, may rise or fall. Past performance of a fund is not an indicative of future performance. Please consider the fees and charges involved before investing. Units will be issued upon receipt of completed application form accompanying the Prospectus/Information Memorandum and subject to terms and conditions therein.

In no event shall Maybank AM be liable for any loss or damages howsoever arising whether in contract, tort, negligence, strict liability or any other basis, including without limitation, direct or indirect, special, incidental, consequential or punitive damages arising i) from incompleteness, inaccuracy, unreliability, unsuitability or unavailability with respect to this FFS and/or reliance thereon; or ii) from reproduction or use of the information/copyright/trademark contained in the FFS.

SC's approval or authorisation, or the registration, lodgement or submission of the Prospectus/Information Memorandum does not amount to nor indicate that the SC has recommended or endorsed the Fund or the Fund Fact Sheet.