

# MAYBANK INCOME FLOW-I A

All data as at 2025-03-31  
Asset Codes: MYU0100A6382

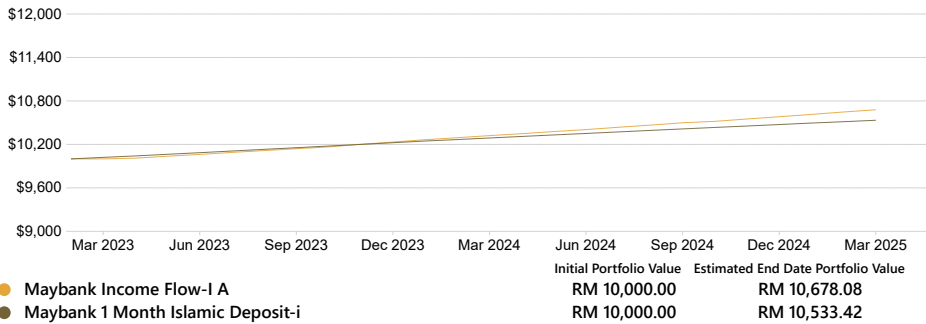


## Asset Management

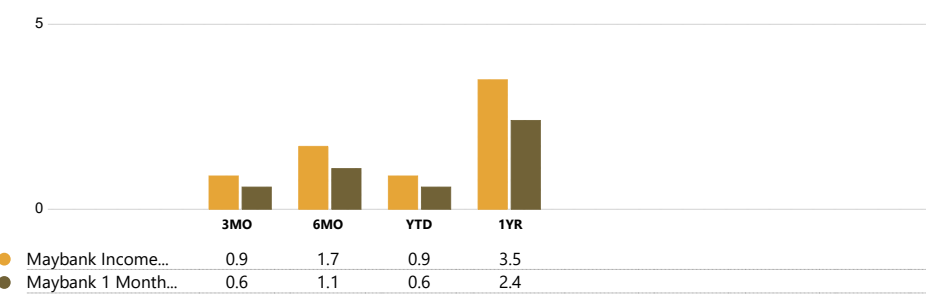
### INVESTMENT OBJECTIVE AND STRATEGY

The Fund aims to provide Unit Holders with consistent income stream. The Fund seeks to achieve its investment objective by investing a minimum of 30% of its NAV in MYR-denominated sukuk. Up to 70% of its NAV may be invested in Islamic liquid assets such as Islamic money market instruments and Islamic deposits. The Fund's investments in MYR-denominated sukuk which are issued by government and/or government-linked agencies need not be rated.


### GROWTH OF \$10,000 INVESTMENT



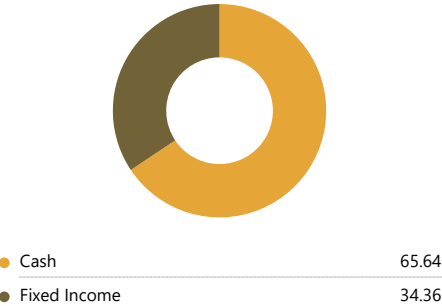
### ANNUAL COMPOUND RETURNS



### CALENDAR YEAR RETURNS



### ASSET ALLOCATION (%)



### TOP 5 HOLDINGS (%)

Cash and Cash Equivalents	65.64
DRB-HICOM Bhd 4.85% 11-DEC-2026	1.00
S P Setia Bhd 4.3% 23-JUN-2026	0.99
Malaysia Airports Holdings Bhd 3.79% 25-APR-2025	0.98
Celcomdigi Telecommunications Sdn Bhd 3.5% 18-SEP-2026	0.98

### FUND DETAILS

Asset Type	Bond
Lipper Classification	Bond Other
Inception Date	2023-03-27
Fund Base Currency	Malaysian Ringgit
Total Net Asset Value Base Currency (All Share Classes)	RM 1,524,115,761.68
Share Class Currency	Malaysian Ringgit
Share Class Size	RM 933,118,916.81
NAV (All data as at 2025-03-31)	RM 1.01
Net Expense Ratio (All data as at 2024-05-31)	0.40%
Minimum Initial Investment	RM 1,000.00
ISIN	MYU0100A6382
Bloomberg Ticker	MYINFIM MK

### LIPPER LEADERS (OVERALL)\*

Not Available

### FUND MANAGEMENT

Fund Management Company	Maybank Asset Management Sdn Bhd
Name	Maybank Asset Management Sdn Bhd
Address	Level 12, Tower C, Dataran Maybank 1 Jalan Maarof KUALA LUMPUR 59000
Telephone	+603-22977888
Website	<a href="https://www.maybank-am.com.my/">https://www.maybank-am.com.my/</a>
Advisor Information	
Investment Advisor	N/A
External Investment Manager	Maybank Islamic Asset Management Sdn Bhd

# MAYBANK INCOME FLOW-I A

All data as at 2025-03-31



Asset Management

## SECTOR BREAKDOWN (%)



### INCOME DISTRIBUTION HISTORY

Date	Gross (sen)	Yield (%)	Total yield (%)
2025-03-25	0.30	0.30	0.89
2025-02-25	0.28	0.28	0.89
2025-01-24	0.31	0.31	0.89
2024-12-26	0.31	0.31	3.33
2023-12-26	0.26	0.26	1.63

### CREDIT RATINGS AS AT 2025-03-31

AAA	10.67 %
AA	22.03 %
NR	1.66 %

## Disclosures

The yield of the distributions are calculated based on the total dividend payout/ex-distribution NAV.

The term "Maybank AM" used herein refers to Maybank Asset Management. This Fund Fact Sheet ("FFS") is for informational purpose only. You should seek your own financial advice from a licensed adviser before investing in this Fund. Maybank AM does not make any representations or warranties of any kind express or implied, about the completeness, accuracy, reliability, suitability or availability with respect to the information contained herein.

Investors are advised to read and understand the contents of the Prospectus/Information Memorandum and the Fund's Product Highlights Sheets ("PHS") before investing. The Prospectus/Information Memorandum and PHS are available at our nearest representative offices and investors have the right to request for a copy of the Prospectus/Information Memorandum and PHS. The Prospectus/Information Memorandum has been registered with the Securities Commission Malaysia who takes no responsibility for its contents.

You should be aware that investments in unit trust funds carry risks. An outline of the risks are contained in the Prospectus/Information Memorandum. Unit prices and income distribution, if any, may rise or fall. Past performance of a fund is not an indicative of future performance. Please consider the fees and charges involved before investing. Units will be issued upon receipt of completed application form accompanying the Prospectus/Information Memorandum and subject to terms and conditions therein.

In no event shall Maybank AM be liable for any loss or damages howsoever arising whether in contract, tort, negligence, strict liability or any other basis, including without limitation, direct or indirect, special, incidental, consequential or punitive damages arising i) from incompleteness, inaccuracy, unreliability, unsuitability or unavailability with respect to this FFS and/or reliance thereon; or ii) from reproduction or use of the information/copyright/trademark contained in the FFS.

SC's approval or authorisation, or the registration, lodgement or submission of the Prospectus/Information Memorandum does not amount to nor indicate that the SC has recommended or endorsed the Fund or the Fund Fact Sheet.