

FUND OBJECTIVE

The MAMG Systematic Asia Pacific Equity Absolute Return Fund - MYR Class ("MSAPERFMYR" or "the Fund") is a feeder fund (wholesale) that aims to provide capital growth by investing in the BSF BlackRock Systematic Asia Pacific Equity Absolute Return Fund ("Target Fund").

FUND INFORMATION

Fund Category
Feeder Fund (wholesale)

Fund Type
Growth

Launch Date
8-Jan-24

Benchmark
3 months Secured Overnight Financing Rate compounded in arrears plus 26.1 basis point.

NAV Per Unit
RM 0.5012

Class Size
RM 34.65 million

Feeder Fund (Total Size)
RM 61.34 million

Target Fund Size
USD 98.14 million

Distribution Policy
Distribution, if any, shall be incidental and at the discretion of the Manager.

Initial Offer Price (IOP)
RM0.5000

Sales Charge
Up to 6.50% of the NAV per Unit

Redemption Charge
Nil

Annual Management Fee
Up to 1.80% per annum of the NAV of each Class, calculated and accrued daily in the Base Currency, and payable monthly to Manager.

Annual Trustee Fee
0.04% per annum of the NAV of the Fund (excluding foreign custodian fees and charges), calculated and accrued daily in the Base Currency and payable monthly to the Trustee.

Min. Initial Investment
RM1,000 or such other lower amount or number of units (as the case may be) as may be decided by the Manager from time to time.

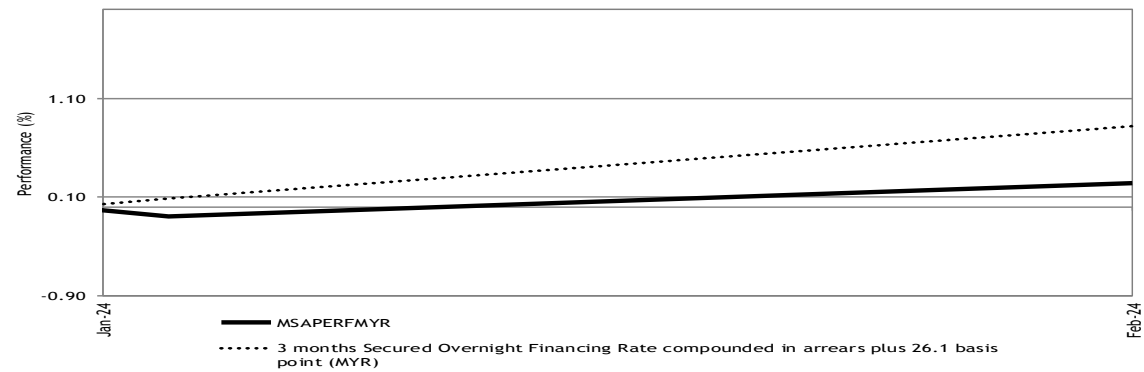
Min. Additional Investment
RM100 or such other lower amount or number of units (as the case may be) as may be decided by the Manager from time to time.

Cut-off time for injection / Withdrawal
4.00 p.m. on a Business Day as stated in Prospectus / Information Memorandum. Do note that times may differ from respective distributors.

Period of payment after withdrawal
Within 5 business days

Financial Year End
30-Nov

Performance Record as at 29-Feb-24



** Performance record from 28 Jan 24 - 29 Feb 24, income reinvested, calculated in MYR
** Inclusive of distribution since inception (if any)
Source: Novagni Analytics and Advisory Sdn. Bhd.


Performance (%) Return as at 29-Feb-24

Total Return	YTD	1 Mth	3 Mth	6 Mth	1 Yr	3 Yr	5 Yr	SI
Fund	0.24	0.34	-	-	-	-	-	0.24
Benchmark	0.82	0.75	-	-	-	-	-	0.82

	Annualised Return			Calendar Year Return				
	3 Yr	5 Yr	SI	2023	2022	2021	2020	2019
Fund	-	-	-	-	-	-	-	-
Benchmark	-	-	-	-	-	-	-	-

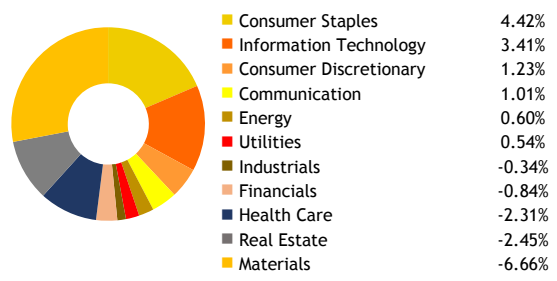
Source: Novagni Analytics and Advisory Sdn. Bhd.

Asset Allocation (Feeder Fund) as at 29-Feb-24



Source: Maybank Asset Management Sdn. Bhd.

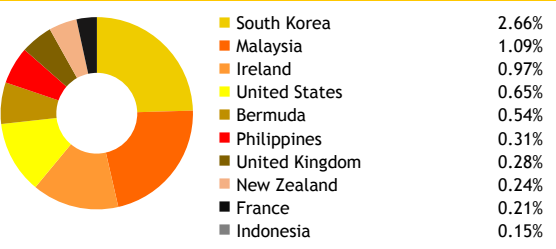
Sector Allocation (Target Fund) as at 29-Feb-24



Negative weightings may result from specific circumstances (including timing differences between trade and settlement dates of securities purchased by the funds) and/or the use of certain financial instruments, including derivatives, which may be used to gain or reduce market exposure and/or risk management. Allocations are subject to change. Reference to specific sector is for illustrations only and should not be construed as investment advice or recommendation. Past performance is no indication of future results.

Source: BSF BlackRock Systematic Asia Pacific Equity Absolute Return Fund

Country Allocation (Target Fund) as at 29-Feb-24



Source: BSF BlackRock Systematic Asia Pacific Equity Absolute Return Fund

Top 10 Holdings (Target Fund) as at 29-Feb-24

Company	Percentage
SEKISUI HOUSE LTD	2.73%
TISCO FINANCIAL GROUP PCL	1.37%
MEDIATEK INC	1.36%
SK TELECOM CO LTD	1.33%
ICICI BANK LTD	1.32%
OTSUKA CORP	1.30%
AIA GROUP LTD	1.28%
TELSTRA GROUP LTD	1.27%
WOOLWORTHS GROUP LTD	1.26%
REA GROUP LTD	1.25%

Source: BSF BlackRock Systematic Asia Pacific Equity Absolute Return Fund

The yield of the distributions are calculated based on the total dividend payout/ex-distribution NAV.

The term "Maybank AM" used herein refers to Maybank Asset Management. This Fund Fact Sheet ("FFS") is for informational purpose only. You should seek your own financial advice from a licensed adviser before investing in this Fund. Maybank AM does not make any representations or warranties of any kind express or implied, about the completeness, accuracy, reliability, suitability or availability with respect to the information contained herein.

Investors are advised to read and understand the contents of the Information Memorandum dated 08 January 2024 and the Fund's Product Highlights Sheets ("PHS") before investing. The Information Memorandum and PHS are available at our nearest representative offices and investors have the right to request for a copy of the Information Memorandum and PHS. The Information Memorandum has been lodged with the Securities Commission Malaysia who takes no responsibility for its contents.

You should be aware that investments in wholesale funds carry risks. An outline of the risks are contained in the Information Memorandum. Unit prices and income distribution, if any, may rise or fall. Past performance of a fund is not an indicative of future performance. Please consider the fees and charges involved before investing. Units will be issued upon receipt of completed application form accompanying the Information Memorandum and subject to terms and conditions therein.

In no event shall Maybank AM be liable for any loss or damages howsoever arising whether in contract, tort, negligence, strict liability or any other basis, including without limitation, direct or indirect, special, incidental, consequential or punitive damages arising i) from incompleteness, inaccuracy, unreliability, unsuitability or unavailability with respect to this FFS and/or reliance thereon; or ii) from reproduction or use of the information/copyright/trademark contained in the FFS.

SC's approval or authorisation, or the registration, lodgement or submission of the Prospectus/ Information Memorandum does not amount to nor indicate that the SC has recommended or endorsed the Fund or the Fund Fact Sheet.

FUND OBJECTIVE

The MAMG Systematic Asia Pacific Equity Absolute Return Fund - MYR Hedged Class ("MSAPERFMYRH" or "the Fund") is a feeder fund (wholesale) that aims to provide capital growth by investing in the BSF BlackRock Systematic Asia Pacific Equity Absolute Return Fund ("Target Fund").

FUND INFORMATION

Fund Category
Feeder Fund (wholesale)

Fund Type
Growth

Launch Date
8-Jan-24

Benchmark
3 months Secured Overnight Financing Rate compounded in arrears plus 26.1 basis point.

NAV Per Unit
RM 0.5002

Class Size
RM 10.13 million

Feeder Fund (Total Size)
RM 61.34 million

Target Fund Size
USD 98.14 million

Distribution Policy
Distribution, if any, shall be incidental and at the discretion of the Manager.

Initial Offer Price (IOP)
RM0.5000

Sales Charge
Up to 6.50% of the NAV per Unit

Redemption Charge
Nil

Annual Management Fee
Up to 1.80% per annum of the NAV of each Class, calculated and accrued daily in the Base Currency, and payable monthly to Manager.

Annual Trustee Fee
0.04% per annum of the NAV of the Fund (excluding foreign custodian fees and charges), calculated and accrued daily in the Base Currency and payable monthly to the Trustee.

Min. Initial Investment
RM1,000 or such other lower amount or number of units (as the case may be) as may be decided by the Manager from time to time.

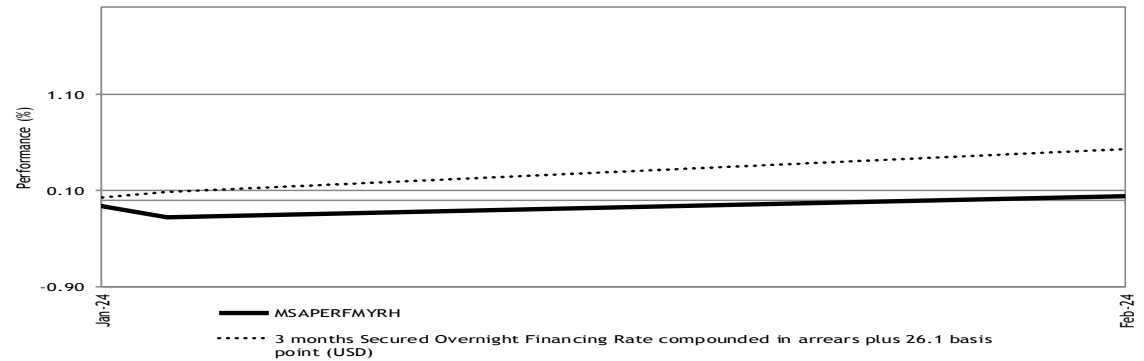
Min. Additional Investment
RM100 or such other lower amount or number of units (as the case may be) as may be decided by the Manager from time to time.

Cut-off time for injection / Withdrawal
4.00 p.m. on a Business Day as stated in Prospectus / Information Memorandum. Do note that times may differ from respective distributors.

Period of payment after withdrawal
Within 5 business days

Financial Year End
30-Nov

Performance Record as at 29-Feb-24



** Performance record from 28 Jan 24 - 29 Feb 24, income reinvested, calculated in MYR
** Inclusive of distribution since inception (if any)
Source: Novagni Analytics and Advisory Sdn. Bhd.


Performance (%) Return as at 29-Feb-24

Total Return	YTD	1 Mth	3 Mth	6 Mth	1 Yr	3 Yr	5 Yr	SI
Fund	0.04	0.22	-	-	-	-	-	0.04
Benchmark	0.53	0.45	-	-	-	-	-	0.53

	Annualised Return			Calendar Year Return				
	3 Yr	5 Yr	SI	2023	2022	2021	2020	2019
Fund	-	-	-	-	-	-	-	-
Benchmark	-	-	-	-	-	-	-	-

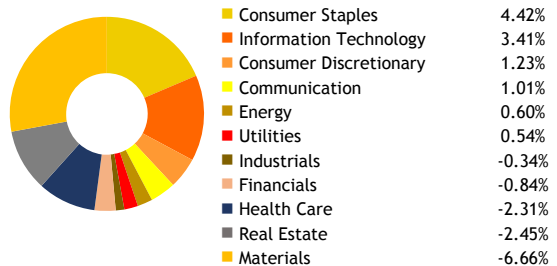
Source: Novagni Analytics and Advisory Sdn. Bhd.

Asset Allocation (Feeder Fund) as at 29-Feb-24



Source: Maybank Asset Management Sdn. Bhd.

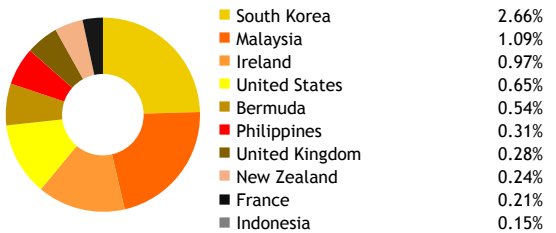
Sector Allocation (Target Fund) as at 29-Feb-24



Negative weightings may result from specific circumstances (including timing differences between trade and settlement dates of securities purchased by the funds) and/or the use of certain financial instruments, including derivatives, which may be used to gain or reduce market exposure and/or risk management. Allocations are subject to change. Reference to specific sector is for illustrations only and should not be construed as investment advice or recommendation. Past performance is no indication of future results.

Source: BSF BlackRock Systematic Asia Pacific Equity Absolute Return Fund

Country Allocation (Target Fund) as at 29-Feb-24



Source: BSF BlackRock Systematic Asia Pacific Equity Absolute Return Fund

Top 10 Holdings (Target Fund) as at 29-Feb-24

SEKISUI HOUSE LTD	2.73%
TISCO FINANCIAL GROUP PCL	1.37%
MEDIATEK INC	1.36%
SK TELECOM CO LTD	1.33%
ICICI BANK LTD	1.32%
OTSUKA CORP	1.30%
AIA GROUP LTD	1.28%
TELSTRA GROUP LTD	1.27%
WOOLWORTHS GROUP LTD	1.26%
REA GROUP LTD	1.25%

Source: BSF BlackRock Systematic Asia Pacific Equity Absolute Return Fund

The yield of the distributions are calculated based on the total dividend payout/ex-distribution NAV.

The term "Maybank AM" used herein refers to Maybank Asset Management. This Fund Fact Sheet ("FFS") is for informational purpose only. You should seek your own financial advice from a licensed adviser before investing in this Fund. Maybank AM does not make any representations or warranties of any kind express or implied, about the completeness, accuracy, reliability, suitability or availability with respect to the information contained herein.

Investors are advised to read and understand the contents of the Information Memorandum dated 08 January 2024 and the Fund's Product Highlights Sheets ("PHS") before investing. The Information Memorandum and PHS are available at our nearest representative offices and investors have the right to request for a copy of the Information Memorandum and PHS. The Information Memorandum has been lodged with the Securities Commission Malaysia who takes no responsibility for its contents.

You should be aware that investments in wholesale funds carry risks. An outline of the risks are contained in the Information Memorandum. Unit prices and income distribution, if any, may rise or fall. Past performance of a fund is not an indicative of future performance. Please consider the fees and charges involved before investing. Units will be issued upon receipt of completed application form accompanying the Information Memorandum and subject to terms and conditions therein.

In no event shall Maybank AM be liable for any loss or damages howsoever arising whether in contract, tort, negligence, strict liability or any other basis, including without limitation, direct or indirect, special, incidental, consequential or punitive damages arising i) from incompleteness, inaccuracy, unreliability, unsuitability or unavailability with respect to this FFS and/or reliance thereon; or ii) from reproduction or use of the information/copyright/trademark contained in the FFS.

SC's approval or authorisation, or the registration, lodgement or submission of the Prospectus/ Information Memorandum does not amount to nor indicate that the SC has recommended or endorsed the Fund or the Fund Fact Sheet.

FUND OBJECTIVE

The MAMG Systematic Asia Pacific Equity Absolute Return Fund - SGD Hedged Class ("MSAPERFSGDH" or "the Fund") is a feeder fund (wholesale) that aims to provide capital growth by investing in the BSF BlackRock Systematic Asia Pacific Equity Absolute Return Fund ("Target Fund").

FUND INFORMATION

Fund Category
Feeder Fund (wholesale)

Fund Type
Growth

Launch Date
8-Jan-24

Benchmark
3 months Secured Overnight Financing Rate compounded in arrears plus 26.1 basis point.

NAV Per Unit
SGD 0.5009

Class Size
SGD 0.20 million

Feeder Fund (Total Size)
RM 61.34 million

Target Fund Size
USD 98.14 million

Distribution Policy
Distribution, if any, shall be incidental and at the discretion of the Manager.

Initial Offer Price (IOP)
SGD0.5000

Sales Charge
Up to 6.50% of the NAV per Unit

Redemption Charge
Nil

Annual Management Fee
Up to 1.80% per annum of the NAV of each Class, calculated and accrued daily in the Base Currency, and payable monthly to Manager.

Annual Trustee Fee
0.04% per annum of the NAV of the Fund (excluding foreign custodian fees and charges), calculated and accrued daily in the Base Currency and payable monthly to the Trustee.

Min. Initial Investment
SGD1,000 or such other lower amount or number of units (as the case may be) as may be decided by the Manager from time to time.

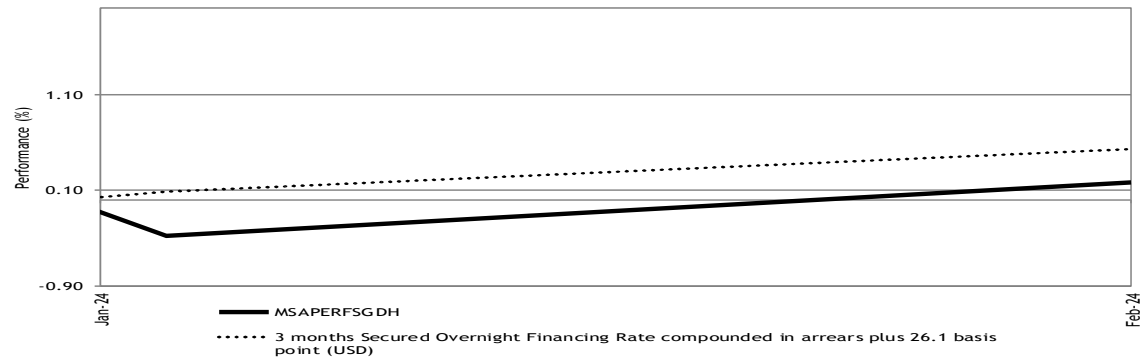
Min. Additional Investment
SGD100 or such other lower amount or number of units (as the case may be) as may be decided by the Manager from time to time.

Cut-off time for injection / Withdrawal
4.00 p.m. on a Business Day as stated in Prospectus / Information Memorandum. Do note that times may differ from respective distributors.

Period of payment after withdrawal
Within 5 business days

Financial Year End
30-Nov

Performance Record as at 29-Feb-24



** Performance record from 28 Jan 24 - 29 Feb 24, income reinvested, calculated in SGD
** Inclusive of distribution since inception (if any)
Source: Novagni Analytics and Advisory Sdn. Bhd.


Performance (%) Return as at 29-Feb-24

Total Return	YTD	1 Mth	3 Mth	6 Mth	1 Yr	3 Yr	5 Yr	SI
Fund	0.18	0.56	-	-	-	-	-	0.18
Benchmark	0.53	0.45	-	-	-	-	-	0.53

	Annualised Return			Calendar Year Return				
	3 Yr	5 Yr	SI	2023	2022	2021	2020	2019
Fund	-	-	-	-	-	-	-	-
Benchmark	-	-	-	-	-	-	-	-

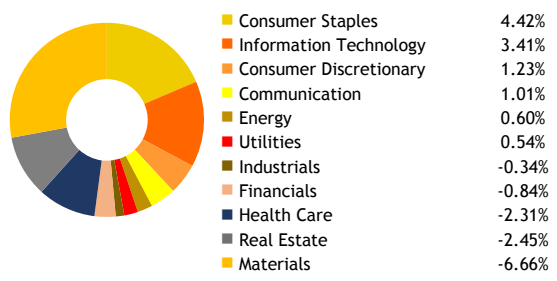
Source: Novagni Analytics and Advisory Sdn. Bhd.

Asset Allocation (Feeder Fund) as at 29-Feb-24



Source: Maybank Asset Management Sdn. Bhd.

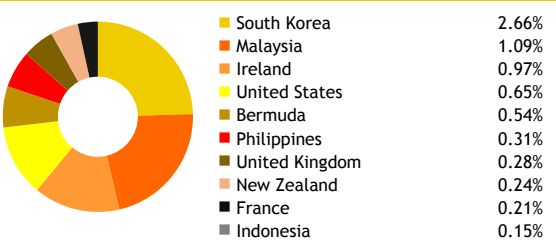
Sector Allocation (Target Fund) as at 29-Feb-24



Negative weightings may result from specific circumstances (including timing differences between trade and settlement dates of securities purchased by the funds) and/or the use of certain financial instruments, including derivatives, which may be used to gain or reduce market exposure and/or risk management. Allocations are subject to change. Reference to specific sector is for illustrations only and should not be construed as investment advice or recommendation. Past performance is no indication of future results.

Source: BSF BlackRock Systematic Asia Pacific Equity Absolute Return Fund

Country Allocation (Target Fund) as at 29-Feb-24



Source: BSF BlackRock Systematic Asia Pacific Equity Absolute Return Fund

Top 10 Holdings (Target Fund) as at 29-Feb-24

Company Name	Percentage
SEKISUI HOUSE LTD	2.73%
TISCO FINANCIAL GROUP PCL	1.37%
MEDIATEK INC	1.36%
SK TELECOM CO LTD	1.33%
ICICI BANK LTD	1.32%
OTSUKA CORP	1.30%
AIA GROUP LTD	1.28%
TELSTRA GROUP LTD	1.27%
WOOLWORTHS GROUP LTD	1.26%
REA GROUP LTD	1.25%

Source: BSF BlackRock Systematic Asia Pacific Equity Absolute Return Fund

The yield of the distributions are calculated based on the total dividend payout/ex-distribution NAV.

The term "Maybank AM" used herein refers to Maybank Asset Management. This Fund Fact Sheet ("FFS") is for informational purpose only. You should seek your own financial advice from a licensed adviser before investing in this Fund. Maybank AM does not make any representations or warranties of any kind express or implied, about the completeness, accuracy, reliability, suitability or availability with respect to the information contained herein.

Investors are advised to read and understand the contents of the Information Memorandum dated 08 January 2024 and the Fund's Product Highlights Sheets ("PHS") before investing. The Information Memorandum and PHS are available at our nearest representative offices and investors have the right to request for a copy of the Information Memorandum and PHS. The Information Memorandum has been lodged with the Securities Commission Malaysia who takes no responsibility for its contents.

You should be aware that investments in wholesale funds carry risks. An outline of the risks are contained in the Information Memorandum. Unit prices and income distribution, if any, may rise or fall. Past performance of a fund is not an indicative of future performance. Please consider the fees and charges involved before investing. Units will be issued upon receipt of completed application form accompanying the Information Memorandum and subject to terms and conditions therein.

In no event shall Maybank AM be liable for any loss or damages howsoever arising whether in contract, tort, negligence, strict liability or any other basis, including without limitation, direct or indirect, special, incidental, consequential or punitive damages arising i) from incompleteness, inaccuracy, unreliability, unsuitability or unavailability with respect to this FFS and/or reliance thereon; or ii) from reproduction or use of the information/copyright/trademark contained in the FFS.

SC's approval or authorisation, or the registration, lodgement or submission of the Prospectus/ Information Memorandum does not amount to nor indicate that the SC has recommended or endorsed the Fund or the Fund Fact Sheet.

FUND OBJECTIVE

The MAMG Systematic Asia Pacific Equity Absolute Return Fund - AUD Hedged Class ("MSAPERFAUDH" or "the Fund") is a feeder fund (wholesale) that aims to provide capital growth by investing in the BSF BlackRock Systematic Asia Pacific Equity Absolute Return Fund ("Target Fund").

FUND INFORMATION

Fund Category
Feeder Fund (wholesale)

Fund Type
Growth

Launch Date
8-Jan-24

Benchmark
3 months Secured Overnight Financing Rate compounded in arrears plus 26.1 basis point.

NAV Per Unit
AUD 0.5065

Class Size
AUD 0.15 million

Feeder Fund (Total Size)
RM 61.34 million

Target Fund Size
USD 98.14 million

Distribution Policy
Distribution, if any, shall be incidental and at the discretion of the Manager.

Initial Offer Price (IOP)
AUD0.5000

Sales Charge
Up to 6.50% of the NAV per Unit

Redemption Charge
Nil

Annual Management Fee
Up to 1.80% per annum of the NAV of each Class, calculated and accrued daily in the Base Currency, and payable monthly to Manager.

Annual Trustee Fee
0.04% per annum of the NAV of the Fund (excluding foreign custodian fees and charges), calculated and accrued daily in the Base Currency and payable monthly to the Trustee.

Min. Initial Investment
AUD1,000 or such other lower amount or number of units (as the case may be) as may be decided by the Manager from time to time.

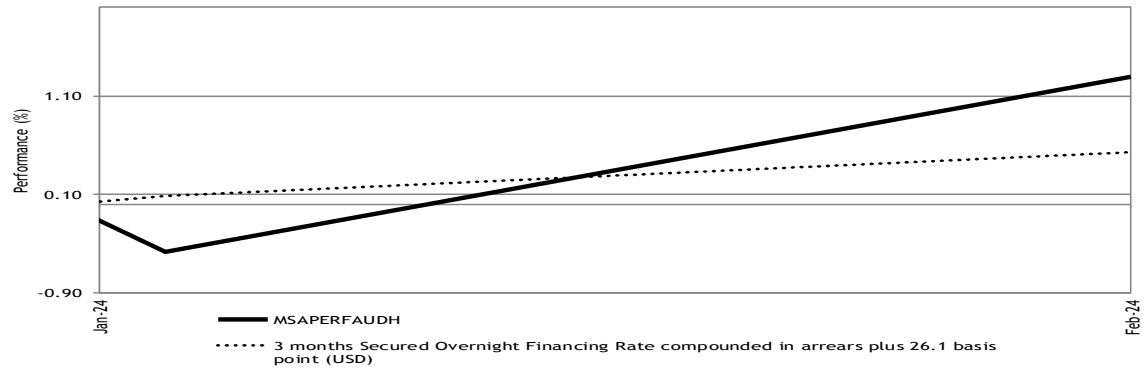
Min. Additional Investment
AUD100 or such other lower amount or number of units (as the case may be) as may be decided by the Manager from time to time.

Cut-off time for injection / Withdrawal
4.00 p.m. on a Business Day as stated in Prospectus / Information Memorandum. Do note that times may differ from respective distributors.

Period of payment after withdrawal
Within 5 business days

Financial Year End
30-Nov

Performance Record as at 29-Feb-24



** Performance record from 28 Jan 24 - 29 Feb 24, income reinvested, calculated in AUD
** Inclusive of distribution since inception (if any)
Source: Novagni Analytics and Advisory Sdn. Bhd.


Performance (%) Return as at 29-Feb-24

Total Return	YTD	1 Mth	3 Mth	6 Mth	1 Yr	3 Yr	5 Yr	SI
Fund	1.30	1.79	-	-	-	-	-	1.30
Benchmark	0.53	0.45	-	-	-	-	-	0.53

	Annualised Return			Calendar Year Return				
	3 Yr	5 Yr	SI	2023	2022	2021	2020	2019
Fund	-	-	-	-	-	-	-	-
Benchmark	-	-	-	-	-	-	-	-

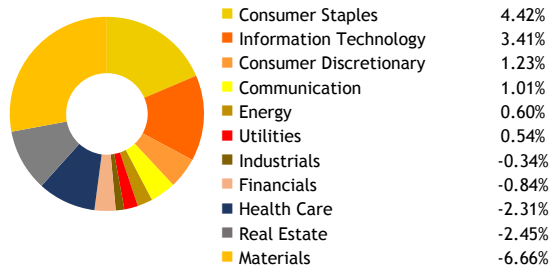
Source: Novagni Analytics and Advisory Sdn. Bhd.

Asset Allocation (Feeder Fund) as at 29-Feb-24



Source: Maybank Asset Management Sdn. Bhd.

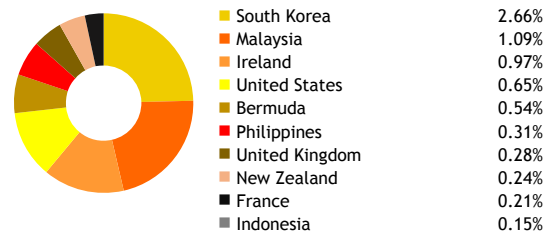
Sector Allocation (Target Fund) as at 29-Feb-24



Negative weightings may result from specific circumstances (including timing differences between trade and settlement dates of securities purchased by the funds) and/or the use of certain financial instruments, including derivatives, which may be used to gain or reduce market exposure and/or risk management. Allocations are subject to change. Reference to specific sector is for illustrations only and should not be construed as investment advice or recommendation. Past performance is no indication of future results.

Source: BSF BlackRock Systematic Asia Pacific Equity Absolute Return Fund

Country Allocation (Target Fund) as at 29-Feb-24



Source: BSF BlackRock Systematic Asia Pacific Equity Absolute Return Fund

Top 10 Holdings (Target Fund) as at 29-Feb-24

Company	Percentage
SEKISUI HOUSE LTD	2.73%
TISCO FINANCIAL GROUP PCL	1.37%
MEDIATEK INC	1.36%
SK TELECOM CO LTD	1.33%
ICICI BANK LTD	1.32%
OTSUKA CORP	1.30%
AIA GROUP LTD	1.28%
TELSTRA GROUP LTD	1.27%
WOOLWORTHS GROUP LTD	1.26%
REA GROUP LTD	1.25%

Source: BSF BlackRock Systematic Asia Pacific Equity Absolute Return Fund

The yield of the distributions are calculated based on the total dividend payout/ex-distribution NAV.

The term "Maybank AM" used herein refers to Maybank Asset Management. This Fund Fact Sheet ("FFS") is for informational purpose only. You should seek your own financial advice from a licensed adviser before investing in this Fund. Maybank AM does not make any representations or warranties of any kind express or implied, about the completeness, accuracy, reliability, suitability or availability with respect to the information contained herein.

Investors are advised to read and understand the contents of the Information Memorandum dated 08 January 2024 and the Fund's Product Highlights Sheets ("PHS") before investing. The Information Memorandum and PHS are available at our nearest representative offices and investors have the right to request for a copy of the Information Memorandum and PHS. The Information Memorandum has been lodged with the Securities Commission Malaysia who takes no responsibility for its contents.

You should be aware that investments in wholesale funds carry risks. An outline of the risks are contained in the Information Memorandum. Unit prices and income distribution, if any, may rise or fall. Past performance of a fund is not an indicative of future performance. Please consider the fees and charges involved before investing. Units will be issued upon receipt of completed application form accompanying the Information Memorandum and subject to terms and conditions therein.

In no event shall Maybank AM be liable for any loss or damages howsoever arising whether in contract, tort, negligence, strict liability or any other basis, including without limitation, direct or indirect, special, incidental, consequential or punitive damages arising i) from incompleteness, inaccuracy, unreliability, unsuitability or unavailability with respect to this FFS and/or reliance thereon; or ii) from reproduction or use of the information/copyright/trademark contained in the FFS.

SC's approval or authorisation, or the registration, lodgement or submission of the Prospectus/ Information Memorandum does not amount to nor indicate that the SC has recommended or endorsed the Fund or the Fund Fact Sheet.

FUND OBJECTIVE

The MAMG Systematic Asia Pacific Equity Absolute Return Fund - USD Class ("MSAPERFUSD" or "the Fund") is a feeder fund (wholesale) that aims to provide capital growth by investing in the BSF BlackRock Systematic Asia Pacific Equity Absolute Return Fund ("Target Fund").

FUND INFORMATION

Fund Category
Feeder Fund (wholesale)

Fund Type
Growth

Launch Date
8-Jan-24

Benchmark
3 months Secured Overnight Financing Rate compounded in arrears plus 26.1 basis point.

NAV Per Unit
USD 0.4999

Class Size
USD 0.18 million

Feeder Fund (Total Size)
RM 61.34 million

Target Fund Size
USD 98.14 million

Distribution Policy
Distribution, if any, shall be incidental and at the discretion of the Manager.

Initial Offer Price (IOP)
USD0.5000

Sales Charge
Up to 6.50% of the NAV per Unit

Redemption Charge
Nil

Annual Management Fee
Up to 1.80% per annum of the NAV of each Class, calculated and accrued daily in the Base Currency, and payable monthly to Manager.

Annual Trustee Fee
0.04% per annum of the NAV of the Fund (excluding foreign custodian fees and charges), calculated and accrued daily in the Base Currency and payable monthly to the Trustee.

Min. Initial Investment
USD1,000 or such other lower amount or number of units (as the case may be) as may be decided by the Manager from time to time.

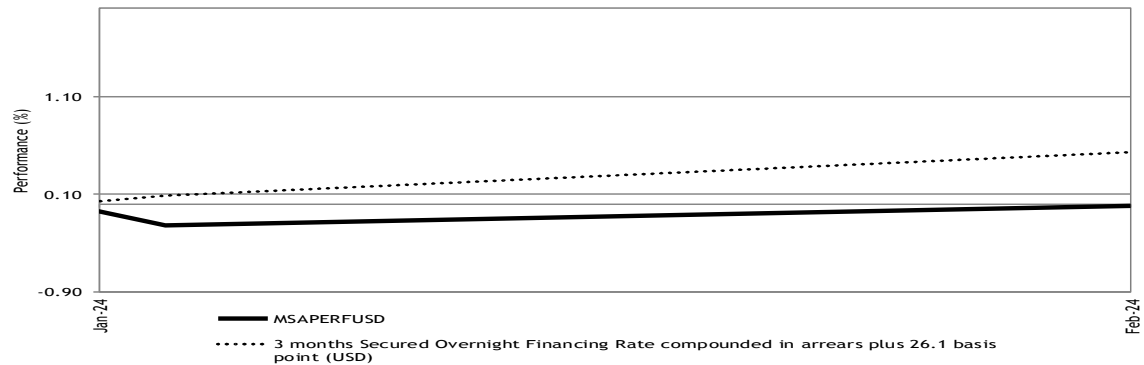
Min. Additional Investment
USD100 or such other lower amount or number of units (as the case may be) as may be decided by the Manager from time to time.

Cut-off time for injection / Withdrawal
4.00 p.m. on a Business Day as stated in Prospectus / Information Memorandum. Do note that times may differ from respective distributors.

Period of payment after withdrawal
Within 5 business days

Financial Year End
30-Nov

Performance Record as at 29-Feb-24



** Performance record from 28 Jan 24 - 29 Feb 24, income reinvested, calculated in USD
** Inclusive of distribution since inception (if any)
Source: Novagni Analytics and Advisory Sdn. Bhd.


Performance (%) Return as at 29-Feb-24

Total Return	YTD	1 Mth	3 Mth	6 Mth	1 Yr	3 Yr	5 Yr	SI
Fund	-0.02	0.20	-	-	-	-	-	-0.02
Benchmark	0.53	0.45	-	-	-	-	-	0.53

	Annualised Return			Calendar Year Return				
	3 Yr	5 Yr	SI	2023	2022	2021	2020	2019
Fund	-	-	-	-	-	-	-	-
Benchmark	-	-	-	-	-	-	-	-

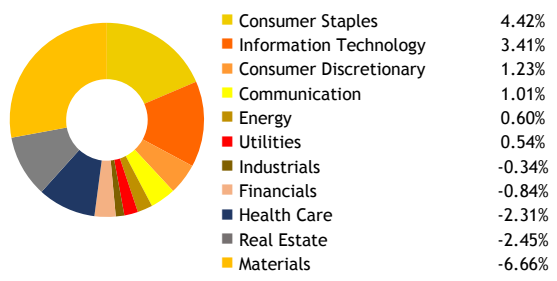
Source: Novagni Analytics and Advisory Sdn. Bhd.

Asset Allocation (Feeder Fund) as at 29-Feb-24



Source: Maybank Asset Management Sdn. Bhd.

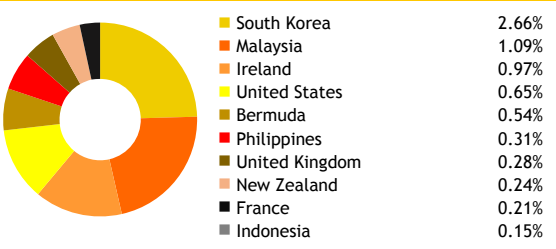
Sector Allocation (Target Fund) as at 29-Feb-24



Negative weightings may result from specific circumstances (including timing differences between trade and settlement dates of securities purchased by the funds) and/or the use of certain financial instruments, including derivatives, which may be used to gain or reduce market exposure and/or risk management. Allocations are subject to change. Reference to specific sector is for illustrations only and should not be construed as investment advice or recommendation. Past performance is no indication of future results.

Source: BSF BlackRock Systematic Asia Pacific Equity Absolute Return Fund

Country Allocation (Target Fund) as at 29-Feb-24



Source: BSF BlackRock Systematic Asia Pacific Equity Absolute Return Fund

Top 10 Holdings (Target Fund) as at 29-Feb-24

Company	Percentage
SEKISUI HOUSE LTD	2.73%
TISCO FINANCIAL GROUP PCL	1.37%
MEDIATEK INC	1.36%
SK TELECOM CO LTD	1.33%
ICICI BANK LTD	1.32%
OTSUKA CORP	1.30%
AIA GROUP LTD	1.28%
TELSTRA GROUP LTD	1.27%
WOOLWORTHS GROUP LTD	1.26%
REA GROUP LTD	1.25%

Source: BSF BlackRock Systematic Asia Pacific Equity Absolute Return Fund

The yield of the distributions are calculated based on the total dividend payout/ex-distribution NAV.

The term "Maybank AM" used herein refers to Maybank Asset Management. This Fund Fact Sheet ("FFS") is for informational purpose only. You should seek your own financial advice from a licensed adviser before investing in this Fund. Maybank AM does not make any representations or warranties of any kind express or implied, about the completeness, accuracy, reliability, suitability or availability with respect to the information contained herein.

Investors are advised to read and understand the contents of the Information Memorandum dated 08 January 2024 and the Fund's Product Highlights Sheets ("PHS") before investing. The Information Memorandum and PHS are available at our nearest representative offices and investors have the right to request for a copy of the Information Memorandum and PHS. The Information Memorandum has been lodged with the Securities Commission Malaysia who takes no responsibility for its contents.

You should be aware that investments in wholesale funds carry risks. An outline of the risks are contained in the Information Memorandum. Unit prices and income distribution, if any, may rise or fall. Past performance of a fund is not an indicative of future performance. Please consider the fees and charges involved before investing. Units will be issued upon receipt of completed application form accompanying the Information Memorandum and subject to terms and conditions therein.

In no event shall Maybank AM be liable for any loss or damages howsoever arising whether in contract, tort, negligence, strict liability or any other basis, including without limitation, direct or indirect, special, incidental, consequential or punitive damages arising i) from incompleteness, inaccuracy, unreliability, unsuitability or unavailability with respect to this FFS and/or reliance thereon; or ii) from reproduction or use of the information/copyright/trademark contained in the FFS.

SC's approval or authorisation, or the registration, lodgement or submission of the Prospectus/ Information Memorandum does not amount to nor indicate that the SC has recommended or endorsed the Fund or the Fund Fact Sheet.