

FUND OBJECTIVE

The MAMG Inverse ETF Fund - MYR Class ("MINETFMYR" or "the Fund") is a feeder fund (wholesale) that seeks daily investment results, before fees and expenses, that correspond to the daily performance of the ProShares Short S&P500® ("Target Fund").

FUND INFORMATION

Fund Category
Feeder Fund (wholesale)

Fund Type
Inverse Exchange Traded Funds ("ETF")

Launch Date
6-Sep-23

Benchmark
The Fund does not have a performance benchmark.

NAV Per Unit
RM 0.5000

Class Size
RM 0.00 million

Feeder Fund (Total Size)
RM 5.21 million

Target Fund Size
USD 1,896.84 million

Distribution Policy
Distribution, if any, shall be incidental and at the discretion of the Manager.

Initial Offer Price (IOP)
RM0.5000

Sales Charge
Up to 1.00% of the NAV per Unit

Redemption Charge
Nil

Annual Management Fee
Up to 0.50% per annum of the NAV of each Class, calculated and accrued daily in the Base Currency, and payable monthly to Manager.

Annual Trustee Fee
Up to 0.03% per annum of the NAV of the Fund (excluding foreign custodian fees and charges), calculated and accrued daily in the Base Currency and payable monthly to the Trustee.

Min. Initial Investment
RM5,000 or such other lower amount or number of Units (as the case may be) as may be decided by the Manager from time to time.

Min. Additional Investment
RM1,000 or such other lower amount or number of Units (as the case may be) as may be decided by the Manager from time to time.

Cut-off time for injection / Withdrawal

4.00 p.m. on a Business Day as stated in Prospectus / Information Memorandum. Do note that times may differ from respective distributors.

Period of payment after withdrawal
Within 9 business days

Financial Year End
31-Jan

Performance Record as at 31-Oct-23

Not Applicable

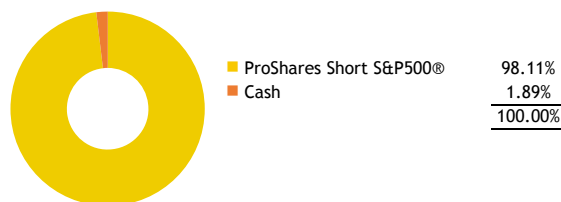
**Performance record from 21 Sep 23 - 31 Oct 23, income reinvested, calculated in MYR
** Inclusive of distribution since inception (if any)
Source: Novagni Analytics and Advisory Sdn. Bhd.

Performance (%) Return as at 31-Oct-23

Total Return	YTD	1 Mth	3 Mth	6 Mth	1 Yr	3 Yr	5 Yr	SI
Fund	-	-	-	-	-	-	-	-
	Annualised Return			Calendar Year Return				
	3 Yr	5 Yr	SI	2022	2021	2020	2019	2018
Fund	-	-	-	-	-	-	-	-

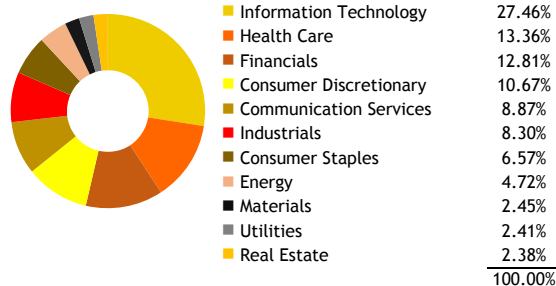
Source: Novagni Analytics and Advisory Sdn. Bhd.

Asset Allocation (Feeder Fund) as at 31-Oct-23



Source: Maybank Asset Management Sdn. Bhd.

Sector Allocation (Target Fund) as at 31-Oct-23



Source: The ProShares Short S&P500®

Top 10 Holdings (Target Fund) as at 31-Oct-23

APPLE INC.	7.00%
MICROSOFT CORP.	6.53%
AMAZON.COM INC.	3.21%
NVIDIA CORP.	2.99%
ALPHABET INC.-CLASS A	2.16%
TESLA INC.	1.92%
META PLATFORMS INC.-CLASS A	1.86%
ALPHABET INC.-CLASS C	1.85%
BERKSHIRE HATHAWAY INC.-CLASS B	1.78%
EXXON MOBIL CORP.	1.31%

Source: The ProShares Short S&P500®

The yield of the distributions are calculated based on the total dividend payout/ex-distribution NAV.

The term "Maybank AM" used herein refers to Maybank Asset Management. This Fund Fact Sheet ("FFS") is for informational purpose only. You should seek your own financial advice from a licensed adviser before investing in this Fund. Maybank AM does not make any representations or warranties of any kind express or implied, about the completeness, accuracy, reliability, suitability or availability with respect to the information contained herein.

Investors are advised to read and understand the contents of the Information Memorandum dated 06 September 2023 and the Fund's Product Highlights Sheets ("PHS") before investing. The Information Memorandum and PHS are available at our nearest representative offices and investors have the right to request for a copy of the Information Memorandum and PHS. The Information Memorandum has been lodged with the Securities Commission Malaysia who takes no responsibility for its contents.

You should be aware that investments in wholesale funds carry risks. An outline of the risks are contained in the Information Memorandum. Unit prices and income distribution, if any, may rise or fall. Past performance of a fund is not an indicative of future performance. Please consider the fees and charges involved before investing. Units will be issued upon receipt of completed application form accompanying the Information Memorandum and subject to terms and conditions therein.

In no event shall Maybank AM be liable for any loss or damages howsoever arising whether in contract, tort, negligence, strict liability or any other basis, including without limitation, direct or indirect, special, incidental, consequential or punitive damages arising i) from incompleteness, inaccuracy, unreliability, unsuitability or unavailability with respect to this FFS and/or reliance thereon; or ii) from reproduction or use of the information/copyright/trademark contained in the FFS.

SC's approval or authorisation, or the registration, lodgement or submission of the Prospectus/ Information Memorandum does not amount to nor indicate that the SC has recommended or endorsed the Fund or the Fund Fact Sheet.

FUND OBJECTIVE

The MAMG Inverse ETF Fund - MYR (Hedged) Class ("MINETFMYRH" or "the Fund") is a feeder fund (wholesale) that seeks daily investment results, before fees and expenses, that correspond to the daily performance of the ProShares Short S&P500® ("Target Fund").

FUND INFORMATION

Fund Category
Feeder Fund (wholesale)

Fund Type
Inverse Exchange Traded Funds ("ETF")

Launch Date
6-Sep-23

Benchmark
The Fund does not have a performance benchmark.

NAV Per Unit
RM 0.5150

Class Size
RM 2.58 million

Feeder Fund (Total Size)
RM 5.21 million

Target Fund Size
USD 1,896.84 million

Distribution Policy
Distribution, if any, shall be incidental and at the discretion of the Manager.

Initial Offer Price (IOP)
RM0.5000

Sales Charge
Up to 1.00% of the NAV per Unit

Redemption Charge
Nil

Annual Management Fee
Up to 0.50% per annum of the NAV of each Class, calculated and accrued daily in the Base Currency, and payable monthly to Manager.

Annual Trustee Fee
Up to 0.03% per annum of the NAV of the Fund (excluding foreign custodian fees and charges), calculated and accrued daily in the Base Currency and payable monthly to the Trustee.

Min. Initial Investment
RM5,000 or such other lower amount or number of Units (as the case may be) as may be decided by the Manager from time to time.

Min. Additional Investment
RM1,000 or such other lower amount or number of Units (as the case may be) as may be decided by the Manager from time to time.

Cut-off time for injection / Withdrawal

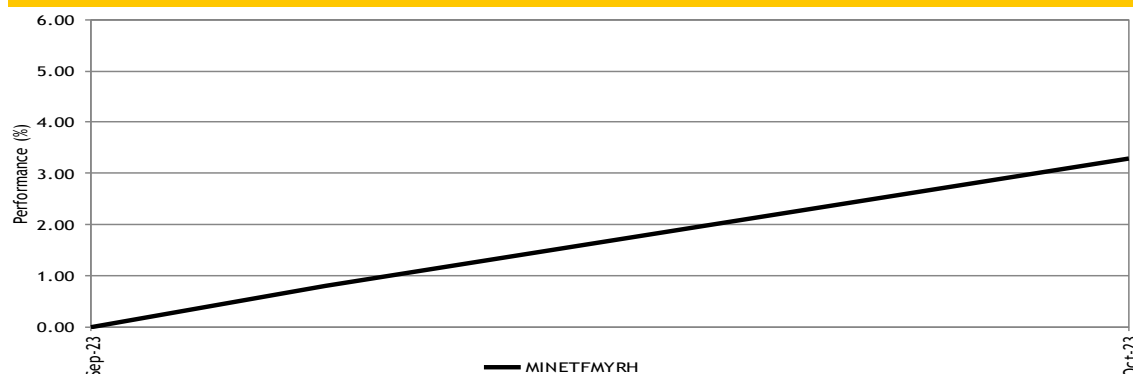
4.00 p.m. on a Business Day as stated in Prospectus / Information Memorandum. Do note that times may differ from respective distributors.

Period of payment after withdrawal

Within 9 business days

Financial Year End
31-Jan

Performance Record as at 31-Oct-23



**Performance record from 21 Sep 23 - 31 Oct 23, income reinvested, calculated in MYR
** Inclusive of distribution since inception (if any)
Source: Novagmi Analytics and Advisory Sdn. Bhd.

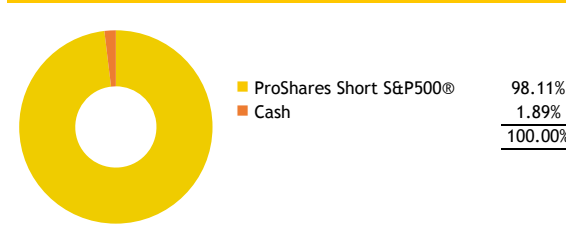
Performance (%) Return as at 31-Oct-23

Total Return	YTD	1 Mth	3 Mth	6 Mth	1 Yr	3 Yr	5 Yr	SI
Fund	3.29	2.47	-	-	-	-	-	3.29

Fund	Annualised Return			Calendar Year Return				
	3 Yr	5 Yr	SI	2022	2021	2020	2019	2018
Fund	-	-	-	-	-	-	-	-

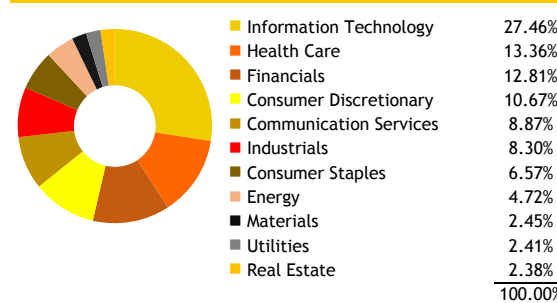
Source: Novagmi Analytics and Advisory Sdn. Bhd.

Asset Allocation (Feeder Fund) as at 31-Oct-23



Source: Maybank Asset Management Sdn. Bhd.

Sector Allocation (Target Fund) as at 31-Oct-23



Source: The ProShares Short S&P500®

Top 10 Holdings (Target Fund) as at 31-Oct-23

APPLE INC.	7.00%
MICROSOFT CORP.	6.53%
AMAZON.COM INC.	3.21%
NVIDIA CORP.	2.99%
ALPHABET INC.-CLASS A	2.16%
TESLA INC.	1.92%
META PLATFORMS INC.-CLASS A	1.86%
ALPHABET INC.-CLASS C	1.85%
BERKSHIRE HATHAWAY INC.-CLASS B	1.78%
EXXON MOBIL CORP.	1.31%

Source: The ProShares Short S&P500®

The yield of the distributions are calculated based on the total dividend payout/ex-distribution NAV.

The term "Maybank AM" used herein refers to Maybank Asset Management. This Fund Fact Sheet ("FFS") is for informational purpose only. You should seek your own financial advice from a licensed adviser before investing in this Fund. Maybank AM does not make any representations or warranties of any kind express or implied, about the completeness, accuracy, reliability, suitability or availability with respect to the information contained herein.

Investors are advised to read and understand the contents of the Information Memorandum dated 06 September 2023 and the Fund's Product Highlights Sheets ("PHS") before investing. The Information Memorandum and PHS are available at our nearest representative offices and investors have the right to request for a copy of the Information Memorandum and PHS. The Information Memorandum has been lodged with the Securities Commission Malaysia who takes no responsibility for its contents.

You should be aware that investments in wholesale funds carry risks. An outline of the risks are contained in the Information Memorandum. Unit prices and income distribution, if any, may rise or fall. Past performance of a fund is not an indicative of future performance. Please consider the fees and charges involved before investing. Units will be issued upon receipt of completed application form accompanying the Information Memorandum and subject to terms and conditions therein.

In no event shall Maybank AM be liable for any loss or damages howsoever arising whether in contract, tort, negligence, strict liability or any other basis, including without limitation, direct or indirect, special, incidental, consequential or punitive damages arising i) from incompleteness, inaccuracy, unreliability, unsuitability or unavailability with respect to this FFS and/or reliance thereon; or ii) from reproduction or use of the information/copyright/trademark contained in the FFS.

SC's approval or authorisation, or the registration, lodgement or submission of the Prospectus/ Information Memorandum does not amount to nor indicate that the SC has recommended or endorsed the Fund or the Fund Fact Sheet.

FUND OBJECTIVE

The MAMG Inverse ETF Fund - USD Class ("MINETFUSD" or "the Fund") is a feeder fund (wholesale) that seeks daily investment results, before fees and expenses, that correspond to the daily performance of the ProShares Short S&P500® ("Target Fund").

FUND INFORMATION

Fund Category

Feeder Fund (wholesale)

Fund Type

Inverse Exchange Traded Funds ("ETF")

Launch Date

6-Sep-23

Benchmark

The Fund does not have a performance benchmark.

NAV Per Unit

USD 0.5156

Class Size

USD 0.55 million

Feeder Fund (Total Size)

RM 5.21 million

Target Fund Size

USD 1,896.84 million

Distribution Policy

Distribution, if any, shall be incidental and at the discretion of the Manager.

Initial Offer Price (IOP)

USD0.5000

Sales Charge

Up to 1.00% of the NAV per Unit

Redemption Charge

Nil

Annual Management Fee

Up to 0.50% per annum of the NAV of each Class, calculated and accrued daily in the Base Currency, and payable monthly to Manager.

Annual Trustee Fee

Up to 0.03% per annum of the NAV of the Fund (excluding foreign custodian fees and charges), calculated and accrued daily in the Base Currency and payable monthly to the Trustee.

Min. Initial Investment

USD5,000 or such other lower amount or number of Units (as the case may be) as may be decided by the Manager from time to time.

Min. Additional Investment

USD1,000 or such other lower amount or number of Units (as the case may be) as may be decided by the Manager from time to time.

Cut-off time for injection / Withdrawal

4.00 p.m. on a Business Day as stated in Prospectus / Information Memorandum. Do note that times may differ from respective distributors.

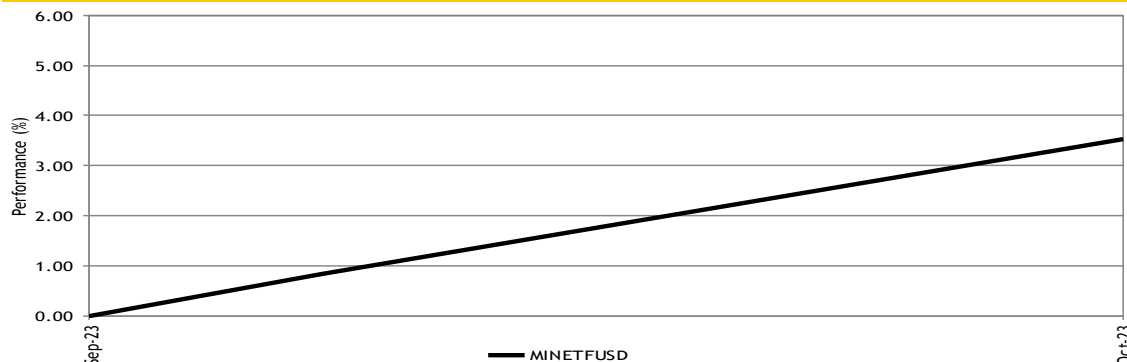
Period of payment after withdrawal

Within 9 business days

Financial Year End

31-Jan

Performance Record as at 31-Oct-23



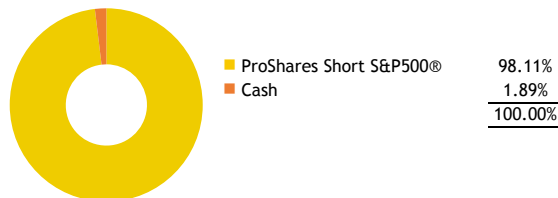
**Performance record from 21 Sep 23 - 31 Oct 23, income reinvested, calculated in USD
** Inclusive of distribution since inception (if any)
Source: Novagmi Analytics and Advisory Sdn. Bhd.

Performance (%) Return as at 31-Oct-23

Total Return	YTD	1 Mth	3 Mth	6 Mth	1 Yr	3 Yr	5 Yr	SI
Fund	3.53	2.67	-	-	-	-	-	3.53
	Annualised Return			Calendar Year Return				
	3 Yr	5 Yr	SI	2022	2021	2020	2019	2018
Fund	-	-	-	-	-	-	-	-

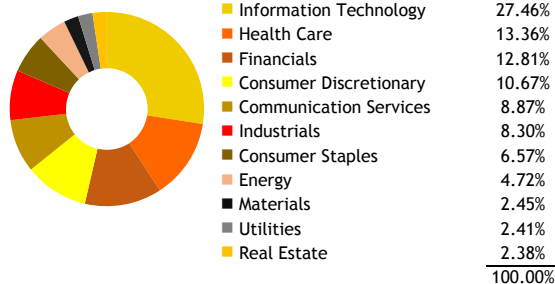
Source: Novagmi Analytics and Advisory Sdn. Bhd.

Asset Allocation (Feeder Fund) as at 31-Oct-23



Source: Maybank Asset Management Sdn. Bhd.

Sector Allocation (Target Fund) as at 31-Oct-23



Source: The ProShares Short S&P500®

Top 10 Holdings (Target Fund) as at 31-Oct-23

APPLE INC.	7.00%
MICROSOFT CORP.	6.53%
AMAZON.COM INC.	3.21%
NVIDIA CORP.	2.99%
ALPHABET INC.-CLASS A	2.16%
TESLA INC.	1.92%
META PLATFORMS INC.-CLASS A	1.86%
ALPHABET INC.-CLASS C	1.85%
BERKSHIRE HATHAWAY INC.-CLASS B	1.78%
EXXON MOBIL CORP.	1.31%

Source: The ProShares Short S&P500®

The yield of the distributions are calculated based on the total dividend payout/ex-distribution NAV.

The term "Maybank AM" used herein refers to Maybank Asset Management. This Fund Fact Sheet ("FFS") is for informational purpose only. You should seek your own financial advice from a licensed adviser before investing in this Fund. Maybank AM does not make any representations or warranties of any kind express or implied, about the completeness, accuracy, reliability, suitability or availability with respect to the information contained herein.

Investors are advised to read and understand the contents of the Information Memorandum dated 06 September 2023 and the Fund's Product Highlights Sheets ("PHS") before investing. The Information Memorandum and PHS are available at our nearest representative offices and investors have the right to request for a copy of the Information Memorandum and PHS. The Information Memorandum has been lodged with the Securities Commission Malaysia who takes no responsibility for its contents.

You should be aware that investments in wholesale funds carry risks. An outline of the risks are contained in the Information Memorandum. Unit prices and income distribution, if any, may rise or fall. Past performance of a fund is not an indicative of future performance. Please consider the fees and charges involved before investing. Units will be issued upon receipt of completed application form accompanying the Information Memorandum and subject to terms and conditions therein.

In no event shall Maybank AM be liable for any loss or damages howsoever arising whether in contract, tort, negligence, strict liability or any other basis, including without limitation, direct or indirect, special, incidental, consequential or punitive damages arising i) from incompleteness, inaccuracy, unreliability, unsuitability or unavailability with respect to this FFS and/or reliance thereon; or ii) from reproduction or use of the information/copyright/trademark contained in the FFS.

SC's approval or authorisation, or the registration, lodgement or submission of the Prospectus/ Information Memorandum does not amount to nor indicate that the SC has recommended or endorsed the Fund or the Fund Fact Sheet.