

# MAMG INVERSE ETF MYR

All data as at 2024-08-31

Asset Codes: MYU0100A7174

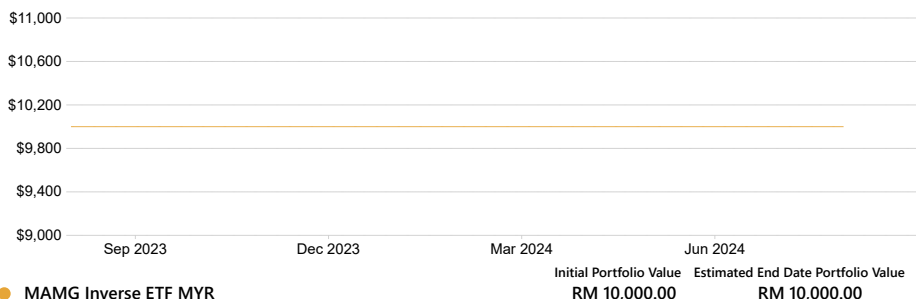


## Asset Management

### INVESTMENT OBJECTIVE AND STRATEGY

The Fund seeks daily investment results, before fees and expenses, that correspond to the daily performance of the Target Fund. A minimum of 90% of its NAV will be invested in the Target Fund. A maximum of 10% of its NAV will be invested in liquid assets. The Target Fund seeks daily investment results, before fees and expenses, that correspond to the inverse (-1x) of the daily performance of the S&P 500 Index (Index).

### GROWTH OF \$10,000 INVESTMENT



● MAMG Inverse ETF MYR

### ANNUAL COMPOUND RETURNS

	3MO	6MO	YTD	
● MAMG Inverse ETF MYR	0.0	0.0	0.0	N/A

### CALENDAR YEAR RETURNS

Not Available

### ASSET ALLOCATION (%)

ProShares Short S&P500	93.79
Cash and Cash Equivalents	6.20
Other Assets less Liabilities	0.01

### (TARGET FUND) TOP 10 HOLDINGS (%)

United States of America (Government) 0% 24-SEP-2024	15.94
Repo General Security	15.93
United States of America (Government) 0% 07-NOV-2024	15.84
United States of America (Government) 0% 08-AUG-2024	13.38
United States of America (Government) 0% 05-SEP-2024	10.66
United States of America (Government) 0% 03-OCT-2024	10.61
United States of America (Government) 0% 08-OCT-2024	10.61
United States of America (Government) 0% 21-NOV-2024	10.54
United States of America (Government) 0% 19-SEP-2024	7.98
United States of America (Government) 0% 05-NOV-2024	7.92

### FUND DETAILS

Asset Type	Alternatives
Lipper Classification	Alternative Dedicated Short Bias
Inception Date	2023-09-06
Feeder Fund Base Currency	US Dollar
Total Net Asset Value Base Currency (All Share Classes)	\$52,359.84
Share Class Currency	Malaysian Ringgit
Share Class Size	RM 0.00
Target Fund Base Currency	US Dollar
Target Fund Total Net Asset Value Base Currency (All Share Classes)	\$931,390,116.48
NAV (All data as at 2024-08-31)	RM 0.50
Net Expense Ratio	N/A
Minimum Initial Investment	RM 5,000.00
ISIN	MYU0100A7174
Bloomberg Ticker	MAMINMY MK

### LIPPER LEADERS (OVERALL)\*

Not Available

### FUND MANAGEMENT

Fund Management Company	
Name	Maybank Asset Management Sdn Bhd
Address	Level 12, Tower C, Dataran Maybank 1 Jalan Maarof KUALA LUMPUR 59000
Telephone	+603-22977888
Website	<a href="https://www.maybank-am.com.my/">https://www.maybank-am.com.my/</a>
Advisor Information	
Investment Advisor	N/A
External Investment Manager	N/A

**DISCLAIMER:** This document contains key information you should know about MAMG Inverse ETF MYR. You can find more details in the fund's prospectus/information memorandum on our website <https://www.maybank-am.com.my>.

Before you invest in any fund, consider how the fund would work with your other investments and your tolerance for risk.

# MAMG INVERSE ETF MYR

All data as at 2024-08-31

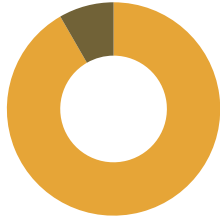


Asset Management

## (TARGET FUND) SECTOR BREAKDOWN (%)



## (TARGET FUND) GEOGRAPHIC BREAKDOWN (%)



● United States	109.98
● Unidentified*	-9.98

\* Securities are categorized under the "Unidentified" bucket when their country of incorporation or domicile is not clearly available.

## INCOME DISTRIBUTION HISTORY

Date	Gross (sen)	Yield (%)	Total yield (%)
N/A			

## Disclosures

The yield of the distributions are calculated based on the total dividend payout/ex-distribution NAV.

The term "Maybank AM" used herein refers to Maybank Asset Management. This Fund Fact Sheet ("FFS") is for informational purpose only. You should seek your own financial advice from a licensed adviser before investing in this Fund. Maybank AM does not make any representations or warranties of any kind express or implied, about the completeness, accuracy, reliability, suitability or availability with respect to the information contained herein.

Investors are advised to read and understand the contents of the Prospectus/Information Memorandum and the Fund's Product Highlights Sheets ("PHS") before investing. The Prospectus/Information Memorandum and PHS are available at our nearest representative offices and investors have the right to request for a copy of the Prospectus/Information Memorandum and PHS. The Prospectus/Information Memorandum has been registered with the Securities Commission Malaysia who takes no responsibility for its contents.

You should be aware that investments in unit trust funds carry risks. An outline of the risks are contained in the Prospectus/Information Memorandum. Unit prices and income distribution, if any, may rise or fall. Past performance of a fund is not an indicative of future performance. Please consider the fees and charges involved before investing. Units will be issued upon receipt of completed application form accompanying the Prospectus/Information Memorandum and subject to terms and conditions therein.

In no event shall Maybank AM be liable for any loss or damages howsoever arising whether in contract, tort, negligence, strict liability or any other basis, including without limitation, direct or indirect, special, incidental, consequential or punitive damages arising i) from incompleteness, inaccuracy, unreliability, unsuitability or unavailability with respect to this FFS and/or reliance thereon; or ii) from reproduction or use of the information/copyright/trademark contained in the FFS.

SC's approval or authorisation, or the registration, lodgement or submission of the Prospectus/Information Memorandum does not amount to nor indicate that the SC has recommended or endorsed the Fund or the Fund Fact Sheet.

# MAMG INVERSE ETF MYR H

All data as at 2024-08-31  
Asset Codes: MYU0100A7182

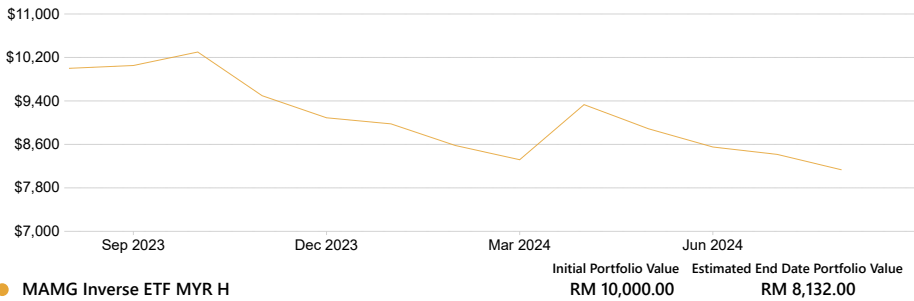


## Asset Management

### INVESTMENT OBJECTIVE AND STRATEGY

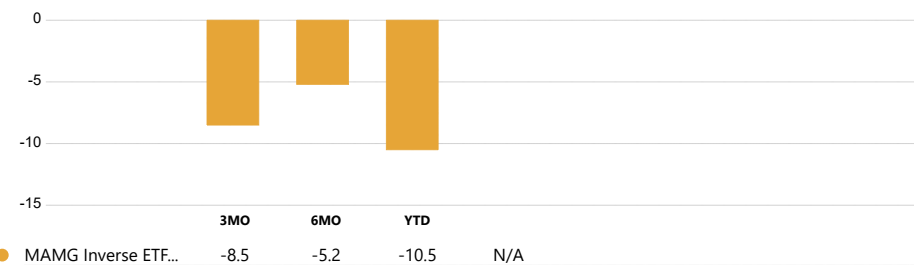
The Fund seeks daily investment results, before fees and expenses, that correspond to the daily performance of the Target Fund. A minimum of 90% of its NAV will be invested in the Target Fund. A maximum of 10% of its NAV will be invested in liquid assets. The Target Fund seeks daily investment results, before fees and expenses, that correspond to the inverse (-1x) of the daily performance of the S&P 500 Index (Index).

### GROWTH OF \$10,000 INVESTMENT



● MAMG Inverse ETF MYR H

### ANNUAL COMPOUND RETURNS



● MAMG Inverse ETF...

### CALENDAR YEAR RETURNS

Not Available

### ASSET ALLOCATION (%)

ProShares Short S&P500	93.79
Cash and Cash Equivalents	6.20
Other Assets less Liabilities	0.01

### (TARGET FUND) TOP 10 HOLDINGS (%)

United States of America (Government) 0% 24-SEP-2024	15.94
Repo General Security	15.93
United States of America (Government) 0% 07-NOV-2024	15.84
United States of America (Government) 0% 08-AUG-2024	13.38
United States of America (Government) 0% 05-SEP-2024	10.66
United States of America (Government) 0% 03-OCT-2024	10.61
United States of America (Government) 0% 08-OCT-2024	10.61
United States of America (Government) 0% 21-NOV-2024	10.54
United States of America (Government) 0% 19-SEP-2024	7.98
United States of America (Government) 0% 05-NOV-2024	7.92

### FUND DETAILS

Asset Type	Alternatives
Lipper Classification	Alternative Dedicated Short Bias
Inception Date	2023-09-06
Feeder Fund Base Currency	US Dollar
Total Net Asset Value Base Currency (All Share Classes)	\$52,359.84
Share Class Currency	Malaysian Ringgit
Share Class Size	RM 90,328.29
Target Fund Base Currency	US Dollar
Target Fund Total Net Asset Value Base Currency (All Share Classes)	\$931,390,116.48
NAV (All data as at 2024-08-31)	RM 0.41
Net Expense Ratio	N/A
Minimum Initial Investment	RM 5,000.00
ISIN	MYU0100A7182
Bloomberg Ticker	MAMMYRH MK

### LIPPER LEADERS (OVERALL)\*

Not Available

### FUND MANAGEMENT

Fund Management Company	
Name	Maybank Asset Management Sdn Bhd
Address	Level 12, Tower C, Dataran Maybank 1 Jalan Maarof KUALA LUMPUR 59000
Telephone	+603-22977888
Website	<a href="https://www.maybank-am.com.my/">https://www.maybank-am.com.my/</a>
Advisor Information	
Investment Advisor	N/A
External Investment Manager	N/A

**DISCLAIMER:** This document contains key information you should know about MAMG Inverse ETF MYR H. You can find more details in the fund's prospectus/information memorandum on our website <https://www.maybank-am.com.my>.

Before you invest in any fund, consider how the fund would work with your other investments and your tolerance for risk.

# MAMG INVERSE ETF MYR H

All data as at 2024-08-31

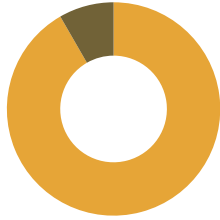


Asset Management

## (TARGET FUND) SECTOR BREAKDOWN (%)



## (TARGET FUND) GEOGRAPHIC BREAKDOWN (%)



● United States	109.98
● Unidentified*	-9.98

\* Securities are categorized under the "Unidentified" bucket when their country of incorporation or domicile is not clearly available.

## INCOME DISTRIBUTION HISTORY

Date	Gross (sen)	Yield (%)	Total yield (%)
N/A			

## Disclosures

The yield of the distributions are calculated based on the total dividend payout/ex-distribution NAV.

The term "Maybank AM" used herein refers to Maybank Asset Management. This Fund Fact Sheet ("FFS") is for informational purpose only. You should seek your own financial advice from a licensed adviser before investing in this Fund. Maybank AM does not make any representations or warranties of any kind express or implied, about the completeness, accuracy, reliability, suitability or availability with respect to the information contained herein.

Investors are advised to read and understand the contents of the Prospectus/Information Memorandum and the Fund's Product Highlights Sheets ("PHS") before investing. The Prospectus/Information Memorandum and PHS are available at our nearest representative offices and investors have the right to request for a copy of the Prospectus/Information Memorandum and PHS. The Prospectus/Information Memorandum has been registered with the Securities Commission Malaysia who takes no responsibility for its contents.

You should be aware that investments in unit trust funds carry risks. An outline of the risks are contained in the Prospectus/Information Memorandum. Unit prices and income distribution, if any, may rise or fall. Past performance of a fund is not an indicative of future performance. Please consider the fees and charges involved before investing. Units will be issued upon receipt of completed application form accompanying the Prospectus/Information Memorandum and subject to terms and conditions therein.

In no event shall Maybank AM be liable for any loss or damages howsoever arising whether in contract, tort, negligence, strict liability or any other basis, including without limitation, direct or indirect, special, incidental, consequential or punitive damages arising i) from incompleteness, inaccuracy, unreliability, unsuitability or unavailability with respect to this FFS and/or reliance thereon; or ii) from reproduction or use of the information/copyright/trademark contained in the FFS.

SC's approval or authorisation, or the registration, lodgement or submission of the Prospectus/Information Memorandum does not amount to nor indicate that the SC has recommended or endorsed the Fund or the Fund Fact Sheet.

# MAMG INVERSE ETF USD

All data as at 2024-08-31  
**Asset Codes:** MYU0100A7190

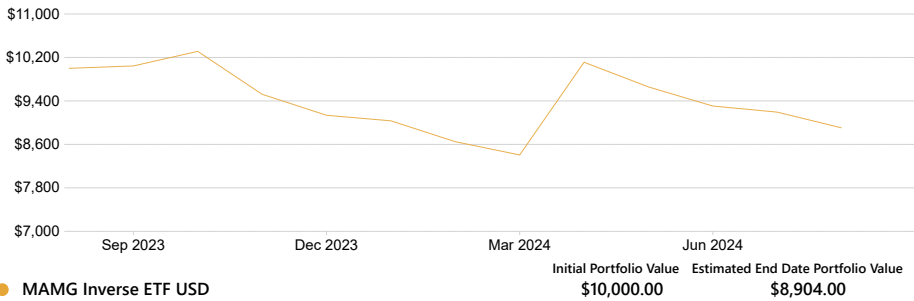


## Asset Management

### INVESTMENT OBJECTIVE AND STRATEGY

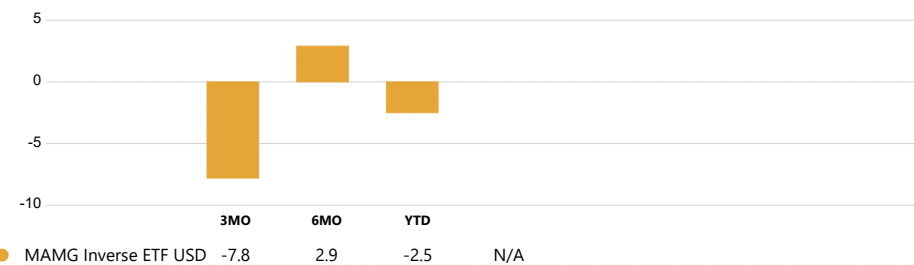
The Fund seeks daily investment results, before fees and expenses, that correspond to the daily performance of the Target Fund. A minimum of 90% of its NAV will be invested in the Target Fund. A maximum of 10% of its NAV will be invested in liquid assets. The Target Fund seeks daily investment results, before fees and expenses, that correspond to the inverse (-1x) of the daily performance of the S&P 500 Index (Index).

### GROWTH OF \$10,000 INVESTMENT



● MAMG Inverse ETF USD

### ANNUAL COMPOUND RETURNS



● MAMG Inverse ETF USD -7.8 2.9 -2.5 N/A

### CALENDAR YEAR RETURNS

Not Available

### ASSET ALLOCATION (%)

ProShares Short S&P500	93.79
Cash and Cash Equivalents	6.20
Other Assets less Liabilities	0.01

### (TARGET FUND) TOP 10 HOLDINGS (%)

United States of America (Government) 0% 24-SEP-2024	15.94
Repo General Security	15.93
United States of America (Government) 0% 07-NOV-2024	15.84
United States of America (Government) 0% 08-AUG-2024	13.38
United States of America (Government) 0% 05-SEP-2024	10.66
United States of America (Government) 0% 03-OCT-2024	10.61
United States of America (Government) 0% 08-OCT-2024	10.61
United States of America (Government) 0% 21-NOV-2024	10.54
United States of America (Government) 0% 19-SEP-2024	7.98
United States of America (Government) 0% 05-NOV-2024	7.92

### FUND DETAILS

Asset Type	Alternatives
Lipper Classification	Alternative Dedicated Short Bias
Inception Date	2023-09-06
Feeder Fund Base Currency	US Dollar
Total Net Asset Value Base Currency (All Share Classes)	\$52,359.84
Share Class Currency	US Dollar
Share Class Size	\$31,462.62
Target Fund Base Currency	US Dollar
Target Fund Total Net Asset Value Base Currency (All Share Classes)	\$931,390,116.48
NAV (All data as at 2024-08-31)	\$0.45
Net Expense Ratio	N/A
Minimum Initial Investment	\$5,000.00
ISIN	MYU0100A7190
Bloomberg Ticker	MAMEUSD MK

### LIPPER LEADERS (OVERALL)\*

Not Available

### FUND MANAGEMENT

Fund Management Company	
Name	Maybank Asset Management Sdn Bhd
Address	Level 12, Tower C, Dataran Maybank 1 Jalan Maarof KUALA LUMPUR 59000
Telephone	+603-22977888
Website	<a href="https://www.maybank-am.com.my/">https://www.maybank-am.com.my/</a>
Advisor Information	
Investment Advisor	N/A
External Investment Manager	N/A

**DISCLAIMER:** This document contains key information you should know about MAMG Inverse ETF USD. You can find more details in the fund's prospectus/information memorandum on our website <https://www.maybank-am.com.my>.

Before you invest in any fund, consider how the fund would work with your other investments and your tolerance for risk.

# MAMG INVERSE ETF USD

All data as at 2024-08-31

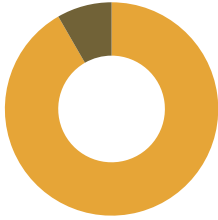


Asset Management

## (TARGET FUND) SECTOR BREAKDOWN (%)



## (TARGET FUND) GEOGRAPHIC BREAKDOWN (%)



● United States	109.98
● Unidentified*	-9.98

\* Securities are categorized under the "Unidentified" bucket when their country of incorporation or domicile is not clearly available.

## INCOME DISTRIBUTION HISTORY

Date	Gross (sen)	Yield (%)	Total yield (%)
N/A			



## Disclosures

The yield of the distributions are calculated based on the total dividend payout/ex-distribution NAV.

The term "Maybank AM" used herein refers to Maybank Asset Management. This Fund Fact Sheet ("FFS") is for informational purpose only. You should seek your own financial advice from a licensed adviser before investing in this Fund. Maybank AM does not make any representations or warranties of any kind express or implied, about the completeness, accuracy, reliability, suitability or availability with respect to the information contained herein.

Investors are advised to read and understand the contents of the Prospectus/Information Memorandum and the Fund's Product Highlights Sheets ("PHS") before investing. The Prospectus/Information Memorandum and PHS are available at our nearest representative offices and investors have the right to request for a copy of the Prospectus/Information Memorandum and PHS. The Prospectus/Information Memorandum has been registered with the Securities Commission Malaysia who takes no responsibility for its contents.

You should be aware that investments in unit trust funds carry risks. An outline of the risks are contained in the Prospectus/Information Memorandum. Unit prices and income distribution, if any, may rise or fall. Past performance of a fund is not an indicative of future performance. Please consider the fees and charges involved before investing. Units will be issued upon receipt of completed application form accompanying the Prospectus/Information Memorandum and subject to terms and conditions therein.

In no event shall Maybank AM be liable for any loss or damages howsoever arising whether in contract, tort, negligence, strict liability or any other basis, including without limitation, direct or indirect, special, incidental, consequential or punitive damages arising i) from incompleteness, inaccuracy, unreliability, unsuitability or unavailability with respect to this FFS and/or reliance thereon; or ii) from reproduction or use of the information/copyright/trademark contained in the FFS.

SC's approval or authorisation, or the registration, lodgement or submission of the Prospectus/Information Memorandum does not amount to nor indicate that the SC has recommended or endorsed the Fund or the Fund Fact Sheet.