

FUND OBJECTIVE

The MAMG Global Dividend Fund - MYR Class ("MGDFMYR" or "the Fund") is a feeder fund that aims provide income and capital growth by investing in the JPMorgan Investment Funds - Global Dividend Fund ("Target Fund").

FUND INFORMATION

Fund Category
Feeder Fund

Fund Type
Income & Growth

Launch Date
12-Jul-23

Benchmark
MSCI All Country World Index (Total Return Net)

NAV Per Unit
RM 0.5239

Class Size
RM 36.80 million

Feeder Fund (Total Size)
RM 73.79 million

Target Fund Size
USD 3,608.6 million

Distribution Policy
Distribution will be made on an annual basis or at such other frequency as the Manager may decide in its absolute discretion.

Initial Offer Price (IOP)
RM0.5000

Sales Charge
Up to 5.00% of the NAV per Unit

Redemption Charge
Nil

Annual Management Fee
Up to 1.80% per annum of the NAV of each Class.

Annual Trustee Fee
0.04% per annum of the NAV of the Fund (excluding foreign custodian fees and charges). The trustee fee is calculated and accrued daily in the Base Currency, and is paid monthly to the Trustee.

Min. Initial Investment
RM1,000 or such other lower amount as determined by the Manager from time to time.

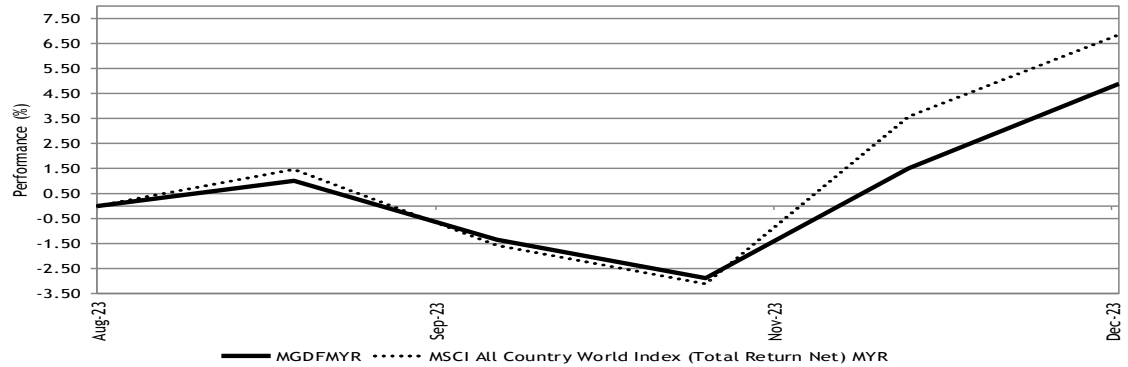
Min. Additional Investment
RM100 or such other lower amount as determined by the Manager from time to time.

Cut-off time for injection / Withdrawal
4.00 p.m. on a Business Day as stated in Prospectus / Information Memorandum. Do note that times may differ from respective distributors.

Period of payment after withdrawal
Within 9 business days

Financial Year End
31-Jan

Performance Record as at 31-Dec-23




**Performance record from 02 Aug 23 - 31 Dec 23, income reinvested, calculated in MYR
** Inclusive of distribution since inception (if any)
Source: Novagni Analytics and Advisory Sdn. Bhd.

Performance (%) Return as at 31-Dec-23

Total Return	YTD	1 Mth	3 Mth	6 Mth	1 Yr	3 Yr	5 Yr	SI	
									Annualised Return
Fund	4.88	3.33	6.33	-	-	-	-	4.88	
Benchmark	6.83	3.16	8.55	-	-	-	-	6.83	
	3 Yr		5 Yr	SI	2023*	2022	2021	2020	2019
Fund	-	-	-	-	4.88	-	-	-	-
Benchmark	-	-	-	-	6.83	-	-	-	-

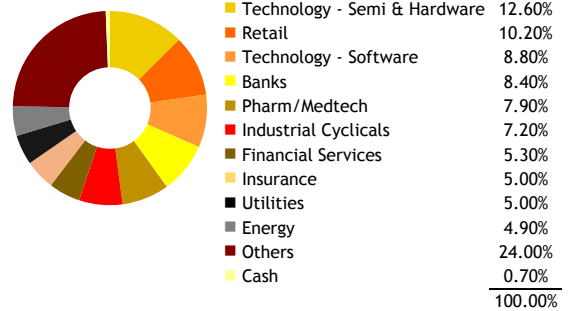
*since commencement till 31 Dec 2023
Source: Novagni Analytics and Advisory Sdn. Bhd.

Asset Allocation (Feeder Fund) as at 31-Dec-23




Source: Maybank Asset Management Sdn. Bhd.

Sector Allocation (Target Fund) as at 31-Dec-23



Source: JPMorgan Investment Funds - Global Dividend Fund

Country Allocation (Target Fund) as at 31-Dec-23



Source: JPMorgan Investment Funds - Global Dividend Fund

Top 10 Holdings (Target Fund) as at 31-Dec-23

MICROSOFT	6.90%
TAIWAN SEMICONDUCTOR	3.70%
PROLOGIS	2.90%
SAMSUNG ELECTRONICS	2.90%
UNITEDHEALTH	2.90%
LVMH	2.40%
COLA-COLA	2.40%
CME	2.30%
NXP SEMICONDUCTORS	2.20%
ABBVIE	2.10%

Source: JPMorgan Investment Funds - Global Dividend Fund

The yield of the distributions are calculated based on the total dividend payout/ex-distribution NAV.

The term "Maybank AM" used herein refers to Maybank Asset Management. This Fund Fact Sheet ("FFS") is for informational purpose only. You should seek your own financial advice from a licensed adviser before investing in this Fund. Maybank AM does not make any representations or warranties of any kind express or implied, about the completeness, accuracy, reliability, suitability or availability with respect to the information contained herein.

Investors are advised to read and understand the contents of the Prospectus dated 12 July 2023 and the Fund's Product Highlights Sheets ("PHS") before investing. The Prospectus and PHS are available at our nearest representative offices and investors have the right to request for a copy of the Prospectus and PHS. The Prospectus has been registered with the Securities Commission Malaysia who takes no responsibility for its contents.

You should be aware that investments in unit trust funds carry risks. An outline of the risks are contained in the Prospectus. Unit prices and income distribution, if any, may rise or fall. Past performance of a fund is not an indicative of future performance. Please consider the fees and charges involved before investing. Units will be issued upon receipt of completed application form accompanying the Prospectus and subject to terms and conditions therein.

In no event shall Maybank AM be liable for any loss or damages howsoever arising whether in contract, tort, negligence, strict liability or any other basis, including without limitation, direct or indirect, special, incidental, consequential or punitive damages arising i) from incompleteness, inaccuracy, unreliability, unsuitability or unavailability with respect to this FFS and/or reliance thereon; or ii) from reproduction or use of the information/copyright/trademark contained in the FFS.

SC's approval or authorisation, or the registration, lodgement or submission of the Prospectus/ Information Memorandum does not amount to nor indicate that the SC has recommended or endorsed the Fund or the Fund Fact Sheet.

FUND OBJECTIVE

The MAMG Global Dividend Fund - MYR (Hedged) Class ("MGDFMYRH" or "the Fund") is a feeder fund that aims provide income and capital growth by investing in the JPMorgan Investment Funds - Global Dividend Fund ("Target Fund").

FUND INFORMATION

Fund Category

Feeder Fund

Fund Type

Income & Growth

Launch Date

12-Jul-23

Benchmark

MSCI All Country World Index (Total Return Net)

NAV Per Unit

RM 0.5170

Class Size

RM 34.68 million

Feeder Fund (Total Size)

RM 73.79 million

Target Fund Size

USD 3,608.6 million

Distribution Policy

Distribution will be made on an annual basis or at such other frequency as the Manager may decide in its absolute discretion.

Initial Offer Price (IOP)

RM0.5000

Sales Charge

Up to 5.00% of the NAV per Unit

Redemption Charge

Nil

Annual Management Fee

Up to 1.80% per annum of the NAV of each Class.

Annual Trustee Fee

0.04% per annum of the NAV of the Fund (excluding foreign custodian fees and charges). The trustee fee is calculated and accrued daily in the Base Currency, and is paid monthly to the Trustee.

Min. Initial Investment

RM1,000 or such other lower amount as determined by the Manager from time to time.

Min. Additional Investment

RM100 or such other lower amount as determined by the Manager from time to time.

Cut-off time for injection / Withdrawal

4.00 p.m. on a Business Day as stated in Prospectus / Information Memorandum. Do note that times may differ from respective distributors.

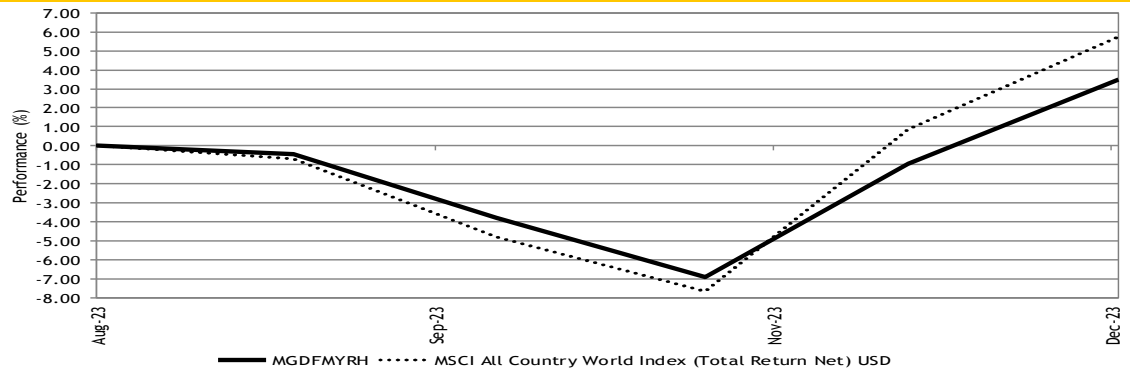
Period of payment after withdrawal

Within 9 business days

Financial Year End

31-Jan

Performance Record as at 31-Dec-23



**Performance record from 02 Aug 23 - 31 Dec 23, income reinvested, calculated in MYR
** Inclusive of distribution since inception (if any)
Source: Novagni Analytics and Advisory Sdn. Bhd.

Performance (%) Return as at 31-Dec-23

Total Return	YTD	1 Mth	3 Mth	6 Mth	1 Yr	3 Yr	5 Yr	SI
Fund	3.50	4.47	7.60	-	-	-	-	3.50
Benchmark	5.72	4.80	11.03	-	-	-	-	5.72

	Annualised Return			Calendar Year Return				
	3 Yr	5 Yr	SI	2023*	2022	2021	2020	2019
Fund	-	-	-	3.50	-	-	-	-
Benchmark	-	-	-	5.72	-	-	-	-

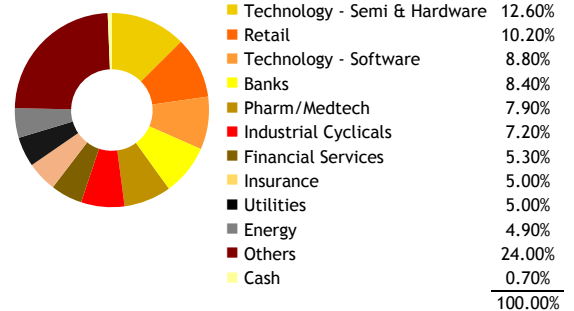
*since commencement till 31 Dec 2023
Source: Novagni Analytics and Advisory Sdn. Bhd.

Asset Allocation (Feeder Fund) as at 31-Dec-23




Source: Maybank Asset Management Sdn. Bhd.

Sector Allocation (Target Fund) as at 31-Dec-23



Source: JPMorgan Investment Funds - Global Dividend Fund

Country Allocation (Target Fund) as at 31-Dec-23



Source: JPMorgan Investment Funds - Global Dividend Fund

Top 10 Holdings (Target Fund) as at 31-Dec-23

MICROSOFT	6.90%
TAIWAN SEMICONDUCTOR	3.70%
PROLOGIS	2.90%
SAMSUNG ELECTRONICS	2.90%
UNITEDHEALTH	2.90%
LVMH	2.40%
COLA-COLA	2.40%
CME	2.30%
NXP SEMICONDUCTORS	2.20%
ABBVIE	2.10%

Source: JPMorgan Investment Funds - Global Dividend Fund

The yield of the distributions are calculated based on the total dividend payout/ex-distribution NAV.

The term "Maybank AM" used herein refers to Maybank Asset Management. This Fund Fact Sheet ("FFS") is for informational purpose only. You should seek your own financial advice from a licensed adviser before investing in this Fund. Maybank AM does not make any representations or warranties of any kind express or implied, about the completeness, accuracy, reliability, suitability or availability with respect to the information contained herein.

Investors are advised to read and understand the contents of the Prospectus dated 12 July 2023 and the Fund's Product Highlights Sheets ("PHS") before investing. The Prospectus and PHS are available at our nearest representative offices and investors have the right to request for a copy of the Prospectus and PHS. The Prospectus has been registered with the Securities Commission Malaysia who takes no responsibility for its contents.

You should be aware that investments in unit trust funds carry risks. An outline of the risks are contained in the Prospectus. Unit prices and income distribution, if any, may rise or fall. Past performance of a fund is not an indicative of future performance. Please consider the fees and charges involved before investing. Units will be issued upon receipt of completed application form accompanying the Prospectus and subject to terms and conditions therein.

In no event shall Maybank AM be liable for any loss or damages howsoever arising whether in contract, tort, negligence, strict liability or any other basis, including without limitation, direct or indirect, special, incidental, consequential or punitive damages arising i) from incompleteness, inaccuracy, unreliability, unsuitability or unavailability with respect to this FFS and/or reliance thereon; or ii) from reproduction or use of the information/copyright/trademark contained in the FFS.

SC's approval or authorisation, or the registration, lodgement or submission of the Prospectus/ Information Memorandum does not amount to nor indicate that the SC has recommended or endorsed the Fund or the Fund Fact Sheet.

FUND OBJECTIVE

The MAMG Global Dividend Fund - SGD (Hedged) Class ("MGDFSGDH" or "the Fund") is a feeder fund that aims provide income and capital growth by investing in the JPMorgan Investment Funds - Global Dividend Fund ("Target Fund").

FUND INFORMATION

Fund Category

Feeder Fund

Fund Type

Income & Growth

Launch Date

12-Jul-23

Benchmark

MSCI All Country World Index (Total Return Net)

NAV Per Unit

SGD 0.5121

Class Size

SGD 0.21 million

Feeder Fund (Total Size)

RM 73.79 million

Target Fund Size

USD 3,608.6 million

Distribution Policy

Distribution will be made on an annual basis or at such other frequency as the Manager may decide in its absolute discretion.

Initial Offer Price (IOP)

SGD0.5000

Sales Charge

Up to 5.00% of the NAV per Unit

Redemption Charge

Nil

Annual Management Fee

Up to 1.80% per annum of the NAV of each Class.

Annual Trustee Fee

0.04% per annum of the NAV of the Fund (excluding foreign custodian fees and charges). The trustee fee is calculated and accrued daily in the Base Currency, and is paid monthly to the Trustee.

Min. Initial Investment

SGD1,000 or such other lower amount as determined by the Manager from time to time.

Min. Additional Investment

SGD100 or such other lower amount as determined by the Manager from time to time.

Cut-off time for injection / Withdrawal

4.00 p.m. on a Business Day as stated in Prospectus / Information Memorandum. Do note that times may differ from respective distributors.

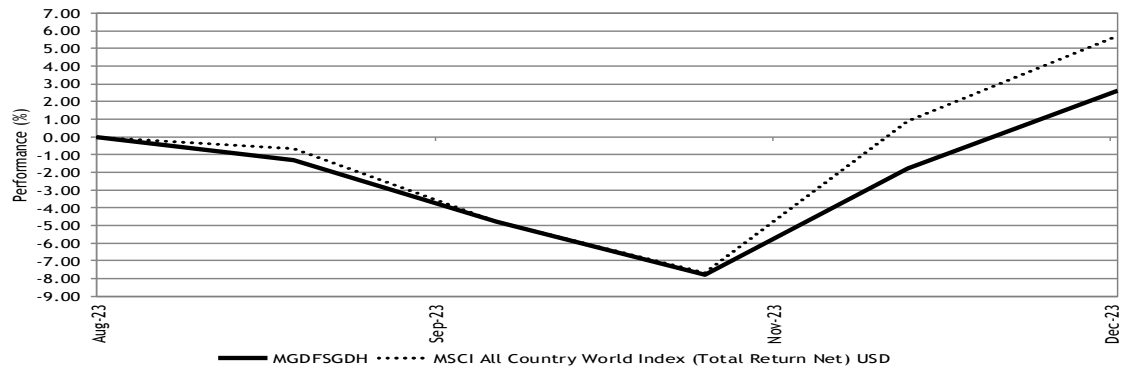
Period of payment after withdrawal

Within 9 business days

Financial Year End

31-Jan

Performance Record as at 31-Dec-23



**Performance record from 02 Aug 23 - 31 Dec 23, income reinvested, calculated in SGD
** Inclusive of distribution since inception (if any)
Source: Novagmi Analytics and Advisory Sdn. Bhd.

Performance (%) Return as at 31-Dec-23

Total Return	YTD	1 Mth	3 Mth	6 Mth	1 Yr	3 Yr	5 Yr	SI
Fund	2.60	4.47	7.74	-	-	-	-	2.60
Benchmark	5.72	4.80	11.03	-	-	-	-	5.72

	Annualised Return			Calendar Year Return				
	3 Yr	5 Yr	SI	2023*	2022	2021	2020	2019
Fund	-	-	-	2.60	-	-	-	-
Benchmark	-	-	-	5.72	-	-	-	-

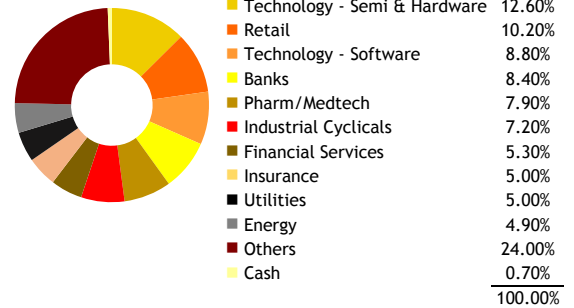
*since commencement till 31 Dec 2023
Source: Novagmi Analytics and Advisory Sdn. Bhd.

Asset Allocation (Feeder Fund) as at 31-Dec-23



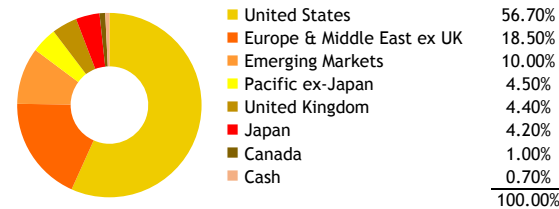
Source: Maybank Asset Management Sdn. Bhd.

Sector Allocation (Target Fund) as at 31-Dec-23



Source: JPMorgan Investment Funds - Global Dividend Fund

Country Allocation (Target Fund) as at 31-Dec-23



Source: JPMorgan Investment Funds - Global Dividend Fund

Top 10 Holdings (Target Fund) as at 31-Dec-23

MICROSOFT	6.90%
TAIWAN SEMICONDUCTOR	3.70%
PROLOGIS	2.90%
SAMSUNG ELECTRONICS	2.90%
UNITEDHEALTH	2.90%
LVMH	2.40%
COLA-COLA	2.40%
CME	2.30%
NXP SEMICONDUCTORS	2.20%
ABBVIE	2.10%

Source: JPMorgan Investment Funds - Global Dividend Fund

The yield of the distributions are calculated based on the total dividend payout/ex-distribution NAV.

The term "Maybank AM" used herein refers to Maybank Asset Management. This Fund Fact Sheet ("FFS") is for informational purpose only. You should seek your own financial advice from a licensed adviser before investing in this Fund. Maybank AM does not make any representations or warranties of any kind express or implied, about the completeness, accuracy, reliability, suitability or availability with respect to the information contained herein.

Investors are advised to read and understand the contents of the Prospectus dated 12 July 2023 and the Fund's Product Highlights Sheets ("PHS") before investing. The Prospectus and PHS are available at our nearest representative offices and investors have the right to request for a copy of the Prospectus and PHS. The Prospectus has been registered with the Securities Commission Malaysia who takes no responsibility for its contents.

You should be aware that investments in unit trust funds carry risks. An outline of the risks are contained in the Prospectus. Unit prices and income distribution, if any, may rise or fall. Past performance of a fund is not an indicative of future performance. Please consider the fees and charges involved before investing. Units will be issued upon receipt of completed application form accompanying the Prospectus and subject to terms and conditions therein.

In no event shall Maybank AM be liable for any loss or damages howsoever arising whether in contract, tort, negligence, strict liability or any other basis, including without limitation, direct or indirect, special, incidental, consequential or punitive damages arising i) from incompleteness, inaccuracy, unreliability, unsuitability or unavailability with respect to this FFS and/or reliance thereon; or ii) from reproduction or use of the information/copyright/trademark contained in the FFS.

SC's approval or authorisation, or the registration, lodgement or submission of the Prospectus/ Information Memorandum does not amount to nor indicate that the SC has recommended or endorsed the Fund or the Fund Fact Sheet.

FUND OBJECTIVE

The MAMG Global Dividend Fund - AUD (Hedged) Class ("MGDFAUDH" or "the Fund") is a feeder fund that aims provide income and capital growth by investing in the JPMorgan Investment Funds - Global Dividend Fund ("Target Fund").

FUND INFORMATION

Fund Category

Feeder Fund

Fund Type

Income & Growth

Launch Date

12-Jul-23

Benchmark

MSCI All Country World Index (Total Return Net)

NAV Per Unit

AUD 0.5301

Class Size

AUD 0.08 million

Feeder Fund (Total Size)

RM 73.79 million

Target Fund Size

USD 3,608.6 million

Distribution Policy

Distribution will be made on an annual basis or at such other frequency as the Manager may decide in its absolute discretion.

Initial Offer Price (IOP)

AUD0.5000

Sales Charge

Up to 5.00% of the NAV per Unit

Redemption Charge

Nil

Annual Management Fee

Up to 1.80% per annum of the NAV of each Class.

Annual Trustee Fee

0.04% per annum of the NAV of the Fund (excluding foreign custodian fees and charges). The trustee fee is calculated and accrued daily in the Base Currency, and is paid monthly to the Trustee.

Min. Initial Investment

AUD1,000 or such other lower amount as determined by the Manager from time to time.

Min. Additional Investment

AUD100 or such other lower amount as determined by the Manager from time to time.

Cut-off time for injection / Withdrawal

4.00 p.m. on a Business Day as stated in Prospectus / Information Memorandum. Do note that times may differ from respective distributors.

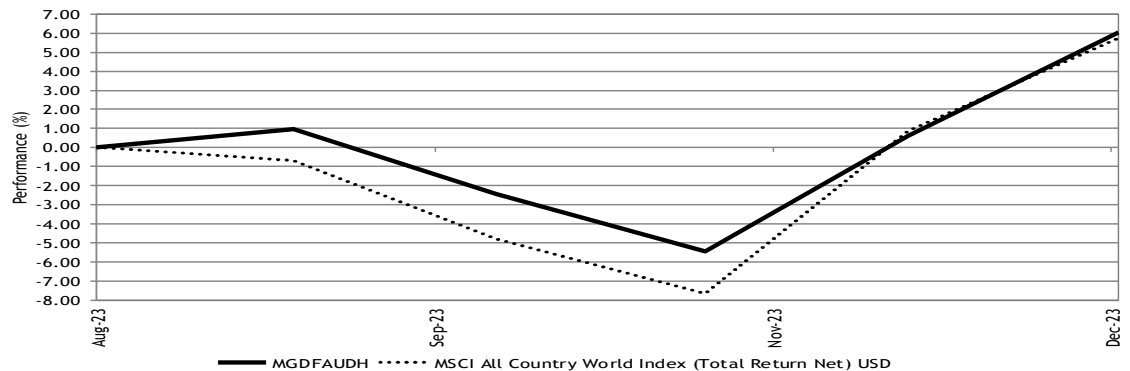
Period of payment after withdrawal

Within 9 business days

Financial Year End

31-Jan

Performance Record as at 31-Dec-23



**Performance record from 02 Aug 23 - 31 Dec 23, income reinvested, calculated in AUD
** Inclusive of distribution since inception (if any)
Source: Novagni Analytics and Advisory Sdn. Bhd.

Performance (%) Return as at 31-Dec-23

Total Return	YTD	1 Mth	3 Mth	6 Mth	1 Yr	3 Yr	5 Yr	SI
Fund	6.02	5.39	8.69	-	-	-	-	6.02
Benchmark	5.72	4.80	11.03	-	-	-	-	5.72

	Annualised Return			Calendar Year Return				
	3 Yr	5 Yr	SI	2023*	2022	2021	2020	2019
Fund	-	-	-	6.02	-	-	-	-
Benchmark	-	-	-	5.72	-	-	-	-

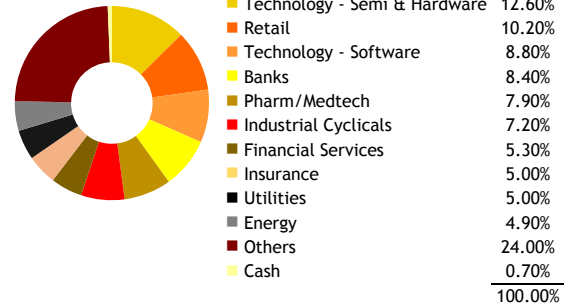
*since commencement till 31 Dec 2023
Source: Novagni Analytics and Advisory Sdn. Bhd.

Asset Allocation (Feeder Fund) as at 31-Dec-23




Source: Maybank Asset Management Sdn. Bhd.

Sector Allocation (Target Fund) as at 31-Dec-23



Source: JPMorgan Investment Funds - Global Dividend Fund

Country Allocation (Target Fund) as at 31-Dec-23



Source: JPMorgan Investment Funds - Global Dividend Fund

Top 10 Holdings (Target Fund) as at 31-Dec-23

MICROSOFT	6.90%
TAIWAN SEMICONDUCTOR	3.70%
PROLOGIS	2.90%
SAMSUNG ELECTRONICS	2.90%
UNITEDHEALTH	2.90%
LVMH	2.40%
COLA-COLA	2.40%
CME	2.30%
NXP SEMICONDUCTORS	2.20%
ABBVIE	2.10%

Source: JPMorgan Investment Funds - Global Dividend Fund

The yield of the distributions are calculated based on the total dividend payout/ex-distribution NAV.

The term "Maybank AM" used herein refers to Maybank Asset Management. This Fund Fact Sheet ("FFS") is for informational purpose only. You should seek your own financial advice from a licensed adviser before investing in this Fund. Maybank AM does not make any representations or warranties of any kind express or implied, about the completeness, accuracy, reliability, suitability or availability with respect to the information contained herein.

Investors are advised to read and understand the contents of the Prospectus dated 12 July 2023 and the Fund's Product Highlights Sheets ("PHS") before investing. The Prospectus and PHS are available at our nearest representative offices and investors have the right to request for a copy of the Prospectus and PHS. The Prospectus has been registered with the Securities Commission Malaysia who takes no responsibility for its contents.

You should be aware that investments in unit trust funds carry risks. An outline of the risks are contained in the Prospectus. Unit prices and income distribution, if any, may rise or fall. Past performance of a fund is not an indicative of future performance. Please consider the fees and charges involved before investing. Units will be issued upon receipt of completed application form accompanying the Prospectus and subject to terms and conditions therein.

In no event shall Maybank AM be liable for any loss or damages howsoever arising whether in contract, tort, negligence, strict liability or any other basis, including without limitation, direct or indirect, special, incidental, consequential or punitive damages arising i) from incompleteness, inaccuracy, unreliability, unsuitability or unavailability with respect to this FFS and/or reliance thereon; or ii) from reproduction or use of the information/copyright/trademark contained in the FFS.

SC's approval or authorisation, or the registration, lodgement or submission of the Prospectus/ Information Memorandum does not amount to nor indicate that the SC has recommended or endorsed the Fund or the Fund Fact Sheet.

FUND OBJECTIVE

The MAMG Global Dividend Fund - USD Class ("MGDFUSD" or "the Fund") is a feeder fund that aims provide income and capital growth by investing in the JPMorgan Investment Funds - Global Dividend Fund ("Target Fund").

FUND INFORMATION

Fund Category
Feeder Fund

Fund Type
Income & Growth

Launch Date
12-Jul-23

Benchmark
MSCI All Country World Index (Total Return Net)

NAV Per Unit
USD 0.5147

Class Size
USD 0.29 million

Feeder Fund (Total Size)
RM 73.79 million

Target Fund Size
USD 3,608.6 million

Distribution Policy
Distribution will be made on an annual basis or at such other frequency as the Manager may decide in its absolute discretion.

Initial Offer Price (IOP)
USD0.5000

Sales Charge
Up to 5.00% of the NAV per Unit

Redemption Charge
Nil

Annual Management Fee
Up to 1.80% per annum of the NAV of each Class.

Annual Trustee Fee
0.04% per annum of the NAV of the Fund (excluding foreign custodian fees and charges). The trustee fee is calculated and accrued daily in the Base Currency, and is paid monthly to the Trustee.

Min. Initial Investment
USD1,000 or such other lower amount as determined by the Manager from time to time.

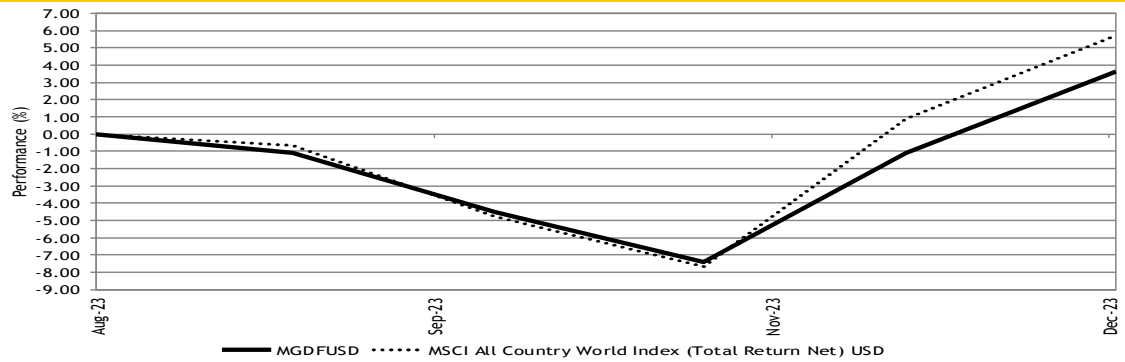
Min. Additional Investment
USD100 or such other lower amount as determined by the Manager from time to time.

Cut-off time for injection / Withdrawal
4.00 p.m. on a Business Day as stated in Prospectus / Information Memorandum. Do note that times may differ from respective distributors.

Period of payment after withdrawal
Within 9 business days

Financial Year End
31-Jan

Performance Record as at 31-Dec-23



**Performance record from 02 Aug 23 - 31 Dec 23, income reinvested, calculated in USD
** Inclusive of distribution since inception (if any)
Source: Novagni Analytics and Advisory Sdn. Bhd.

Performance (%) Return as at 31-Dec-23

Total Return	YTD	1 Mth	3 Mth	6 Mth	1 Yr	3 Yr	5 Yr	SI
Fund	3.62	4.74	8.52	-	-	-	-	3.62
Benchmark	5.72	4.80	11.03	-	-	-	-	5.72

	Annualised Return			Calendar Year Return				
	3 Yr	5 Yr	SI	2023*	2022	2021	2020	2019
Fund	-	-	-	3.62	-	-	-	-
Benchmark	-	-	-	5.72	-	-	-	-

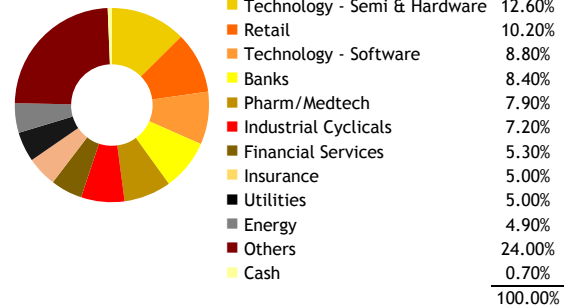
*since commencement till 31 Dec 2023
Source: Novagni Analytics and Advisory Sdn. Bhd.

Asset Allocation (Feeder Fund) as at 31-Dec-23



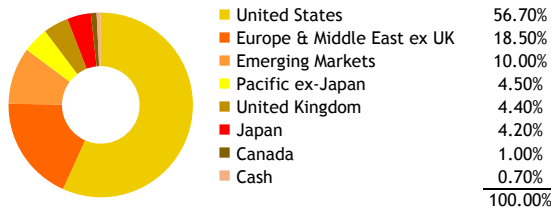
Source: Maybank Asset Management Sdn. Bhd.

Sector Allocation (Target Fund) as at 31-Dec-23



Source: JPMorgan Investment Funds - Global Dividend Fund

Country Allocation (Target Fund) as at 31-Dec-23



Source: JPMorgan Investment Funds - Global Dividend Fund

Top 10 Holdings (Target Fund) as at 31-Dec-23

MICROSOFT	6.90%
TAIWAN SEMICONDUCTOR	3.70%
PROLOGIS	2.90%
SAMSUNG ELECTRONICS	2.90%
UNITEDHEALTH	2.90%
LVMH	2.40%
COLA-COLA	2.40%
CME	2.30%
NXP SEMICONDUCTORS	2.20%
ABBVIE	2.10%

Source: JPMorgan Investment Funds - Global Dividend Fund

The yield of the distributions are calculated based on the total dividend payout/ex-distribution NAV.

The term "Maybank AM" used herein refers to Maybank Asset Management. This Fund Fact Sheet ("FFS") is for informational purpose only. You should seek your own financial advice from a licensed adviser before investing in this Fund. Maybank AM does not make any representations or warranties of any kind express or implied, about the completeness, accuracy, reliability, suitability or availability with respect to the information contained herein.

Investors are advised to read and understand the contents of the Prospectus dated 12 July 2023 and the Fund's Product Highlights Sheets ("PHS") before investing. The Prospectus and PHS are available at our nearest representative offices and investors have the right to request for a copy of the Prospectus and PHS. The Prospectus has been registered with the Securities Commission Malaysia who takes no responsibility for its contents.

You should be aware that investments in unit trust funds carry risks. An outline of the risks are contained in the Prospectus. Unit prices and income distribution, if any, may rise or fall. Past performance of a fund is not an indicative of future performance. Please consider the fees and charges involved before investing. Units will be issued upon receipt of completed application form accompanying the Prospectus and subject to terms and conditions therein.

In no event shall Maybank AM be liable for any loss or damages howsoever arising whether in contract, tort, negligence, strict liability or any other basis, including without limitation, direct or indirect, special, incidental, consequential or punitive damages arising i) from incompleteness, inaccuracy, unreliability, unsuitability or unavailability with respect to this FFS and/or reliance thereon; or ii) from reproduction or use of the information/copyright/trademark contained in the FFS.

SC's approval or authorisation, or the registration, lodgement or submission of the Prospectus/ Information Memorandum does not amount to nor indicate that the SC has recommended or endorsed the Fund or the Fund Fact Sheet.