

**FUND OBJECTIVE**

The Maybank Global Wealth Conservative-I Fund - MYR (Hedged) (Decumulation) Class ("MGWCIFMYRH" or "the Fund") is a mixed assets (Islamic) fund that aims to provide income and possible capital growth over medium to long term.

Note: There is no guarantee that the Fund's investment objective will be achieved and your capital may be at risk.

Any material changes to the investment objective of the Fund would require Unit Holders' approval.

**FUND INFORMATION**

**Fund Category**

Mixed Assets (Islamic)

**Fund Type**

Income and Growth

**Launch Date**

13-Feb-23

**Benchmark**

Maybank 12-month MYR Islamic fixed deposit rate + 2%

**NAV Per Unit**

RM 0.4987

**Class Size**

RM 125.15 million

**Total Fund Size (all classes)**

RM 126.11 million

**Distribution Policy**

Distribution will be made on a quarterly basis or at such other frequency as the Manager may decide in its absolute discretion.

**Initial Offer Price (IOP)**

RM0.5000

**Sales Charge**

Up to 5.00% of the NAV per Unit

**Redemption Charge**

Nil

**Annual Management Fee**

Up to 1.80% per annum of the NAV of each Class

**Annual Trustee Fee**

Up to 0.04% per annum of the NAV of the Fund (excluding foreign custodian fees and charges).

**Min. Initial Investment**

RM1,000 or such other lower amount as determined by the Manager from time to time.

**Min. Additional Investment**

RM100 or such other lower amount as determined by the Manager from time to time.

**Cut-off time for injection / Withdrawal**

4.00 p.m. on a Business Day as stated in Prospectus / Information Memorandum. Do note that times may differ from respective distributors.

**Period of payment after withdrawal**

Within 7 business days

**Financial Year End**

31-Dec

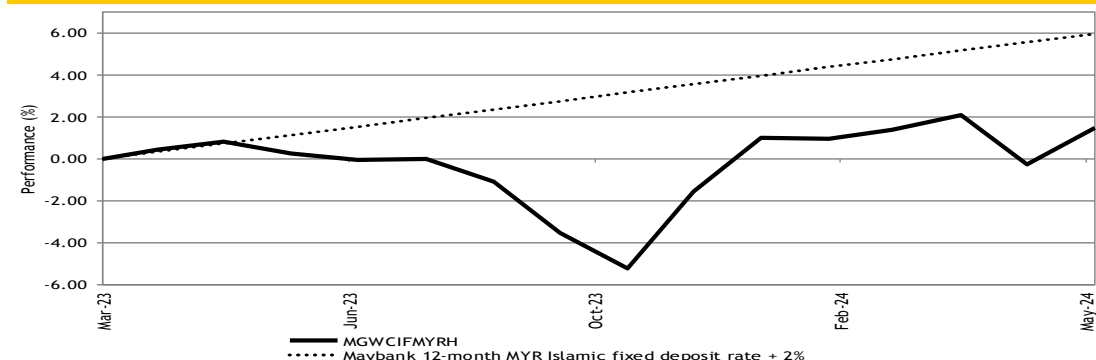
**Portfolio Yield**

5.25%

**Portfolio Duration**

4.46 years

**Performance Record as at 31-May-24**



\*\* Performance record from 06 Mar 23 - 31 May 24, income reinvested, calculated in MYR  
\*\* Inclusive of distribution since inception (if any)  
Source: Novagmi Analytics and Advisory Sdn. Bhd.

**Performance (%) Return as at 31-May-24**

Total Return	YTD	1 Mth	3 Mth	6 Mth	1 Yr	3 Yr	5 Yr	SI
Fund	0.51	1.78	0.09	3.12	1.23	-	-	1.49
Benchmark	1.91	0.38	1.15	2.32	4.75	-	-	5.95

	Annualised Return			Calendar Year Return				
	3 Yr	5 Yr	SI	2023*	2022	2021	2020	2019
Fund	-	-	-	0.98	-	-	-	-
Benchmark	-	-	-	3.96	-	-	-	-


\*since commencement till 31 Dec 2023  
Source: Novagmi Analytics and Advisory Sdn. Bhd.

**Income Distribution History**

Date	Gross (sen)	Yield (%)	Total yield (%)
26/03/2024	0.90	1.80	1.80

Source: Maybank Asset Management Sdn. Bhd.

**Asset Allocation as at 31-May-24**



Source: Maybank Asset Management Sdn. Bhd.

**Sector Allocation as at 31-May-24**

Sukuk	Equities
Sovereign 15.73%	Information Technology 12.32%
Banks 14.24%	Industrials 5.80%
Electric 9.77%	Health Care 5.39%
Real Estate 8.14%	Consumer Discretionary 3.68%
Telecommunications 6.42%	Communication Services 2.83%
Diversified Finan Serv 2.84%	Financials 2.02%
Investment Companies 1.83%	Consumer Staples 1.78%
<b>58.97%</b>	Energy 0.99%
	Materials 0.72%
	<b>35.53%</b>

Source: Maybank Asset Management Sdn. Bhd.

**Country Allocation as at 31-May-24**

Sukuk	Equities
Saudi Arabia 19.35%	United States 21.70%
Malaysia 15.60%	Britain 2.48%
United Arab Emirates 13.37%	Japan 2.38%
Indonesia 8.65%	Taiwan 1.32%
<b>58.97%</b>	France 1.24%
	South Korea 1.08%
	Denmark 1.04%
	Germany 0.88%
	Netherlands 0.71%
	Others 2.70%
	<b>35.53%</b>

Source: Maybank Asset Management Sdn. Bhd.

**Top 5 Holdings as at 31-May-24**

Sukuk	Equities
AL RAJHI SUKUK 4.75% 05.04.28 5.11%	
DUBAI ISLAMIC BANK SUKUK LTD 4.800% 16.08.28 4.40%	
PERUSAHAAN PENERBIT SBSN INDONESIA III 4.700% 06.06.32 4.31%	
BANQUE SAUDI FRA 4.75% 31.05.28 4.01%	
MALAYSIA WAKALA SUKUK 2.070% 04/28/31 3.74%	
	MICROSOFT CORP 2.19%
	ALPHABET INC 2.00%
	NVIDIA CORP 1.68%
	TAIWAN SEMICONDUCTOR MANUFACTURING CO LTD 1.32%
	AMAZON.COM INC 1.31%

Source: Maybank Asset Management Sdn. Bhd.

**Credit Ratings as at 31-May-24**

A	25.56%
BBB	33.41%
	<b>58.97%</b>

Source: Maybank Asset Management Sdn. Bhd.

The yield of the distributions are calculated based on the total dividend payout/ex-distribution NAV.

The term "Maybank AM" used herein refers to Maybank Asset Management. This Fund Fact Sheet ("FFS") is for informational purpose only. You should seek your own financial advice from a licensed adviser before investing in this Fund. Maybank AM does not make any representations or warranties of any kind express or implied, about the completeness, accuracy, reliability, suitability or availability with respect to the information contained herein.

Investors are advised to read and understand the contents of the Prospectus dated 13 February 2023 and the Fund's Product Highlights Sheets ("PHS") before investing. The Prospectus and PHS are available at our nearest representative offices and investors have the right to request for a copy of the Prospectus and PHS. The Prospectus has been registered with the Securities Commission Malaysia who takes no responsibility for its contents.

You should be aware that investments in unit trust funds carry risks. An outline of the risks are contained in the Prospectus. Unit prices and income distribution, if any, may rise or fall. Past performance of a fund is not an indicative of future performance. Please consider the fees and charges involved before investing. Units will be issued upon receipt of completed application form accompanying the Prospectus and subject to terms and conditions therein.

In no event shall Maybank AM be liable for any loss or damages howsoever arising whether in contract, tort, negligence, strict liability or any other basis, including without limitation, direct or indirect, special, incidental, consequential or punitive damages arising i) from incompleteness, inaccuracy, unreliability, unsuitability or unavailability with respect to this FFS and/or reliance thereon; or ii) from reproduction or use of the information/copyright/trademark contained in the FFS.

SC's approval or authorisation, or the registration, lodgement or submission of the Prospectus/ Information Memorandum does not amount to nor indicate that the SC has recommended or endorsed the Fund or the Fund Fact Sheet.

**FUND OBJECTIVE**

The Maybank Global Wealth Conservative-I Fund - USD (Decumulation) Class ("MGWCIFUSD" or "the Fund") is a mixed assets (Islamic) fund that aims to provide income and possible capital growth over medium to long term.

Note: There is no guarantee that the Fund's investment objective will be achieved and your capital may be at risk.

Any material changes to the investment objective of the Fund would require Unit Holders' approval.

**FUND INFORMATION**

**Fund Category**

Mixed Assets (Islamic)

**Fund Type**

Income and Growth

**Launch Date**

13-Feb-23

**Benchmark**

Maybank 12-month MYR Islamic fixed deposit rate + 2%

**NAV Per Unit**

USD 0.5067

**Class Size**

USD 0.20 million

**Total Fund Size (all classes)**

RM 126.11 million

**Distribution Policy**

Distribution will be made on a quarterly basis or at such other frequency as the Manager may decide in its absolute discretion.

**Initial Offer Price (IOP)**

USD0.5000

**Sales Charge**

Up to 5.00% of the NAV per Unit

**Redemption Charge**

Nil

**Annual Management Fee**

Up to 1.80% per annum of the NAV of each Class

**Annual Trustee Fee**

Up to 0.04% per annum of the NAV of the Fund (excluding foreign custodian fees and charges).

**Min. Initial Investment**

USD1,000 or such other lower amount as determined by the Manager from time to time.

**Min. Additional Investment**

USD100 or such other lower amount as determined by the Manager from time to time.

**Cut-off time for injection / Withdrawal**

4.00 p.m. on a Business Day as stated in Prospectus / Information Memorandum. Do note that times may differ from respective distributors.

**Period of payment after withdrawal**

Within 7 business days

**Financial Year End**

31-Dec

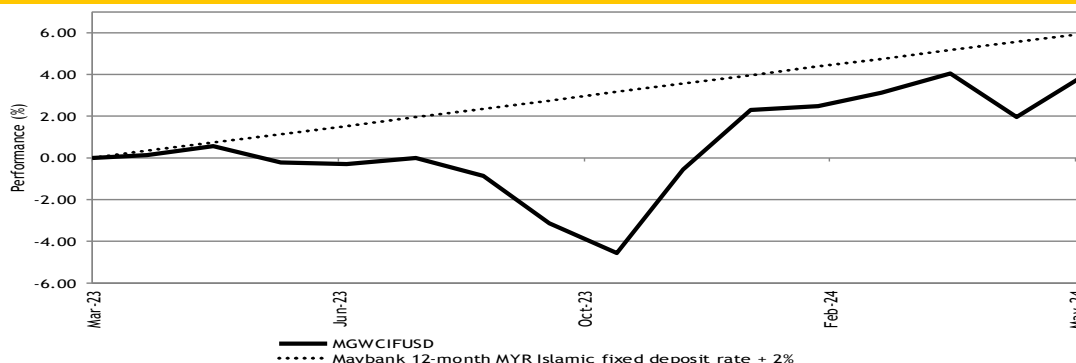
**Portfolio Yield**

5.25%

**Portfolio Duration**

4.46 years

**Performance Record as at 31-May-24**



\*\* Performance record from 06 Mar 23 - 31 May 24, income reinvested, calculated in USD

\*\* Inclusive of distribution since inception (if any)

Source: Novagni Analytics and Advisory Sdn. Bhd.

**Performance (%) Return as at 31-May-24**

Total Return	YTD	1 Mth	3 Mth	6 Mth	1 Yr	3 Yr	5 Yr	SI
Fund	1.60	1.97	0.82	4.54	4.20	-	-	3.95
Benchmark	1.91	0.38	1.15	2.32	4.75	-	-	5.95

	Annualised Return			Calendar Year Return				
	3 Yr	5 Yr	SI	2023*	2022	2021	2020	2019
Fund	-	-	-	2.32	-	-	-	-
Benchmark	-	-	-	3.96	-	-	-	-

\*since commencement till 31 Dec 2023


Source: Novagni Analytics and Advisory Sdn. Bhd.

**Income Distribution History**

Date	Gross (sen)	Yield (%)	Total yield (%)
26/03/2024	0.90	1.78	1.78

Source: Maybank Asset Management Sdn. Bhd.

**Asset Allocation as at 31-May-24**



Source: Maybank Asset Management Sdn. Bhd.

**Sector Allocation as at 31-May-24**

Sukuk	Equities
Sovereign 15.73%	Information Technology 12.32%
Banks 14.24%	Industrials 5.80%
Electric 9.77%	Health Care 5.39%
Real Estate 8.14%	Consumer Discretionary 3.68%
Telecommunications 6.42%	Communication Services 2.83%
Diversified Finan Serv 2.84%	Financials 2.02%
Investment Companies 1.83%	Consumer Staples 1.78%
<b>58.97%</b>	Energy 0.99%
	Materials 0.72%
	<b>35.53%</b>

Source: Maybank Asset Management Sdn. Bhd.

**Country Allocation as at 31-May-24**

Sukuk	Equities
Saudi Arabia 19.35%	United States 21.70%
Malaysia 15.60%	Britain 2.48%
United Arab Emirates 15.37%	Japan 2.38%
Indonesia 8.65%	Taiwan 1.32%
<b>58.97%</b>	France 1.24%
	South Korea 1.08%
	Denmark 1.04%
	Germany 0.88%
	Netherlands 0.71%
	Others 2.70%
	<b>35.53%</b>

Source: Maybank Asset Management Sdn. Bhd.

**Top 5 Holdings as at 31-May-24**

Sukuk	Equities
AL RAJHI SUKUK 4.75% 05.04.28 5.11%	MICROSOFT CORP 2.19%
DUBAI ISLAMIC BANK SUKUK LTD 4.800% 16.08.28 4.40%	ALPHABET INC 2.00%
PERUSAHAAN PENERBIT SBSN INDONESIA III 4.700% 06.06.32 4.31%	NVIDIA CORP 1.68%
BANQUE SAUDI FRA 4.75% 31.05.28 4.01%	TAIWAN SEMICONDUCTOR MANUFACTURING CO LTD 1.32%
MALAYSIA WAKALA SUKUK 2.070% 04/28/31 3.74%	AMAZON.COM INC 1.31%

Source: Maybank Asset Management Sdn. Bhd.

**Credit Ratings as at 31-May-24**

A	25.56%
BBB	33.41%
	<b>58.97%</b>

Source: Maybank Asset Management Sdn. Bhd.

The yield of the distributions are calculated based on the total dividend payout/ex-distribution NAV.

The term "Maybank AM" used herein refers to Maybank Asset Management. This Fund Fact Sheet ("FFS") is for informational purpose only. You should seek your own financial advice from a licensed adviser before investing in this Fund. Maybank AM does not make any representations or warranties of any kind express or implied, about the completeness, accuracy, reliability, suitability or availability with respect to the information contained herein.

Investors are advised to read and understand the contents of the Prospectus dated 13 February 2023 and the Fund's Product Highlights Sheets ("PHS") before investing. The Prospectus and PHS are available at our nearest representative offices and investors have the right to request for a copy of the Prospectus and PHS. The Prospectus has been registered with the Securities Commission Malaysia who takes no responsibility for its contents.

You should be aware that investments in unit trust funds carry risks. An outline of the risks are contained in the Prospectus. Unit prices and income distribution, if any, may rise or fall. Past performance of a fund is not an indicative of future performance. Please consider the fees and charges involved before investing. Units will be issued upon receipt of completed application form accompanying the Prospectus and subject to terms and conditions therein.

In no event shall Maybank AM be liable for any loss or damages howsoever arising whether in contract, tort, negligence, strict liability or any other basis, including without limitation, direct or indirect, special, incidental, consequential or punitive damages arising i) from incompleteness, inaccuracy, unreliability, unsuitability or unavailability with respect to this FFS and/or reliance thereon; or ii) from reproduction or use of the information/copyright/trademark contained in the FFS.

SC's approval or authorisation, or the registration, lodgement or submission of the Prospectus/ Information Memorandum does not amount to nor indicate that the SC has recommended or endorsed the Fund or the Fund Fact Sheet.