

FUND OBJECTIVE

The Maybank Global Wealth Conservative-I Fund - MYR (Hedged) (Decumulation) Class ("MGWCIFMYRH" or "the Fund") is a mixed assets (Islamic) fund that aims to provide income and possible capital growth over medium to long term.

Note: There is no guarantee that the Fund's investment objective will be achieved and your capital may be at risk.

Any material changes to the investment objective of the Fund would require Unit Holders' approval.

FUND INFORMATION

Fund Category

Mixed Assets (Islamic)

Fund Type

Income and Growth

Launch Date

13-Feb-23

Benchmark

Maybank 12-month MYR Islamic fixed deposit rate + 2%

NAV Per Unit

RM 0.5051

Class Size

RM 147.03 million

Total Fund Size (all classes)

RM 150.00 million

Distribution Policy

Distribution will be made on a quarterly basis or at such other frequency as the Manager may decide in its absolute discretion.

Initial Offer Price (IOP)

RM0.5000

Sales Charge

Up to 5.00% of the NAV per Unit

Redemption Charge

Nil

Annual Management Fee

Up to 1.80% per annum of the NAV of each Class

Annual Trustee Fee

Up to 0.04% per annum of the NAV of the Fund (excluding foreign custodian fees and charges).

Min. Initial Investment

RM1,000 or such other lower amount as determined by the Manager from time to time.

Min. Additional Investment

RM100 or such other lower amount as determined by the Manager from time to time.

Cut-off time for injection / Withdrawal

4.00 p.m. on a Business Day as stated in Prospectus / Information Memorandum. Do note that times may differ from respective distributors.

Period of payment after withdrawal

Within 7 business days

Financial Year End

31-Dec

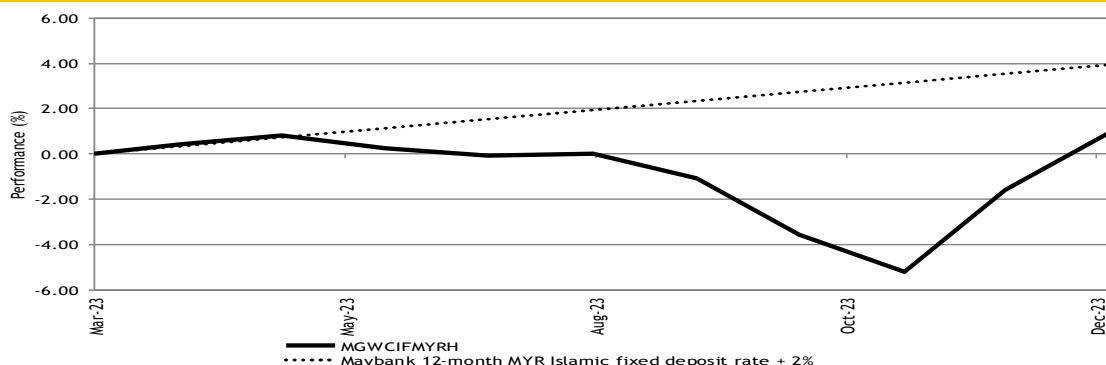
Portfolio Yield

4.49%

Portfolio Duration

4.79 years

Performance Record as at 31-Dec-23



** Performance record from 06 Mar 23 - 31 Dec 23, income reinvested, calculated in MYR
** Inclusive of distribution since inception (if any)
Source: Novagni Analytics and Advisory Sdn. Bhd.


Performance (%) Return as at 31-Dec-23

	YTD	1 Mth	3 Mth	6 Mth	1 Yr	3 Yr	5 Yr	SI
Fund	0.98	2.60	4.68	1.04	-	-	-	0.98
Benchmark	3.96	0.40	1.19	2.39	-	-	-	3.96

	Annualised Return			Calendar Year Return				
	3 Yr	5 Yr	SI	2023*	2022	2021	2020	2019
Fund	-	-	-	0.98	-	-	-	-
Benchmark	-	-	-	3.96	-	-	-	-

*since commencement till 31 Dec 2023
Source: Novagni Analytics and Advisory Sdn. Bhd.

Asset Allocation as at 31-Dec-23



Source: Maybank Asset Management Sdn. Bhd.

Sector Allocation as at 31-Dec-23

Sukuk		Equities	
Sovereign	22.90%	Information Technology	7.03%
Banks	13.64%	Health Care	3.35%
Electric	13.57%	Industrials	3.00%
Real Estate	10.64%	Consumer Discretionary	2.51%
Telecommunications	6.14%	Financials	1.37%
Investment Companies	2.16%	Communication	1.29%
	69.05%	Consumer Staples	0.93%
		Materials	0.70%
		Energy	0.50%
		Real Estate	0.11%
		Total	20.79%

Source: Maybank Asset Management Sdn. Bhd.

Country Allocation as at 31-Dec-23

Sukuk		Equities	
Saudi Arabia	22.52%	United States	12.48%
Malaysia	20.66%	Britain	1.61%
United Arab Emirates	15.20%	Japan	1.01%
Indonesia	10.67%	Denmark	0.94%
	69.05%	Taiwan	0.80%
		France	0.59%
		South Korea	0.54%
		Spain	0.40%
		Germany	0.40%
		Others	2.02%
		Total	20.79%

Source: Maybank Asset Management Sdn. Bhd.

Top 5 Holdings as at 31-Dec-23

Sukuk		Equities	
MALAYSIA WAKALA SUKUK 2.070% 28.04.31	6.10%	ISHARES PHYSICAL GOLD ETC	1.89%
AL RAJHI SUKUK 4.75% 05.04.28	5.19%	MICROSOFT CORP	1.36%
PERUSAHAAN PENERBIT SBSN INDONESIA III 4.700% 06.06.32	4.62%	ISHARES MSCI EM ISLAMIC UCITS ETF USD (DIST)	0.98%
DUBAI ISLAMIC BANK SUKUK LTD 4.800% 16.08.28	4.56%	ALPHABET INC	0.94%
SAUDI ELECTRICITY CO 4.723% 27.09.28	3.68%	ELI LILLY AND CO	0.72%

Source: Maybank Asset Management Sdn. Bhd.

Credit Ratings as at 31-Dec-23

A	29.24%
BBB	39.81%
	69.05%

Source: Maybank Asset Management Sdn. Bhd.

The yield of the distributions are calculated based on the total dividend payout/ex-distribution NAV.

The term "Maybank AM" used herein refers to Maybank Asset Management. This Fund Fact Sheet ("FFS") is for informational purpose only. You should seek your own financial advice from a licensed adviser before investing in this Fund. Maybank AM does not make any representations or warranties of any kind express or implied, about the completeness, accuracy, reliability, suitability or availability with respect to the information contained herein.

Investors are advised to read and understand the contents of the Prospectus dated 13 February 2023 and the Fund's Product Highlights Sheets ("PHS") before investing. The Prospectus and PHS are available at our nearest representative offices and investors have the right to request for a copy of the Prospectus and PHS. The Prospectus has been registered with the Securities Commission Malaysia who takes no responsibility for its contents.

You should be aware that investments in unit trust funds carry risks. An outline of the risks are contained in the Prospectus. Unit prices and income distribution, if any, may rise or fall. Past performance of a fund is not an indicative of future performance. Please consider the fees and charges involved before investing. Units will be issued upon receipt of completed application form accompanying the Prospectus and subject to terms and conditions therein.

In no event shall Maybank AM be liable for any loss or damages howsoever arising whether in contract, tort, negligence, strict liability or any other basis, including without limitation, direct or indirect, special, incidental, consequential or punitive damages arising i) from incompleteness, inaccuracy, unreliability, unsuitability or unavailability with respect to this FFS and/or reliance thereon; or ii) from reproduction or use of the information/copyright/trademark contained in the FFS.

SC's approval or authorisation, or the registration, lodgement or submission of the Prospectus/ Information Memorandum does not amount to nor indicate that the SC has recommended or endorsed the Fund or the Fund Fact Sheet.

FUND OBJECTIVE

The Maybank Global Wealth Conservative-I Fund - USD (Decumulation) Class ("MGWCIFUSD" or "the Fund") is a mixed assets (Islamic) fund that aims to provide income and possible capital growth over medium to long term.

Note: There is no guarantee that the Fund's investment objective will be achieved and your capital may be at risk.

Any material changes to the investment objective of the Fund would require Unit Holders' approval.

FUND INFORMATION

Fund Category

Mixed Assets (Islamic)

Fund Type

Income and Growth

Launch Date

13-Feb-23

Benchmark

Maybank 12-month MYR Islamic fixed deposit rate + 2%

NAV Per Unit

USD 0.5076

Class Size

USD 0.65 million

Total Fund Size (all classes)

RM 150.00 million

Distribution Policy

Distribution will be made on a quarterly basis or at such other frequency as the Manager may decide in its absolute discretion.

Initial Offer Price (IOP)

USD0.5000

Sales Charge

Up to 5.00% of the NAV per Unit

Redemption Charge

Nil

Annual Management Fee

Up to 1.80% per annum of the NAV of each Class

Annual Trustee Fee

Up to 0.04% per annum of the NAV of the Fund (excluding foreign custodian fees and charges).

Min. Initial Investment

USD1,000 or such other lower amount as determined by the Manager from time to time.

Min. Additional Investment

USD100 or such other lower amount as determined by the Manager from time to time.

Cut-off time for injection / Withdrawal

4.00 p.m. on a Business Day as stated in Prospectus / Information Memorandum. Do note that times may differ from respective distributors.

Period of payment after withdrawal

Within 7 business days

Financial Year End

31-Dec

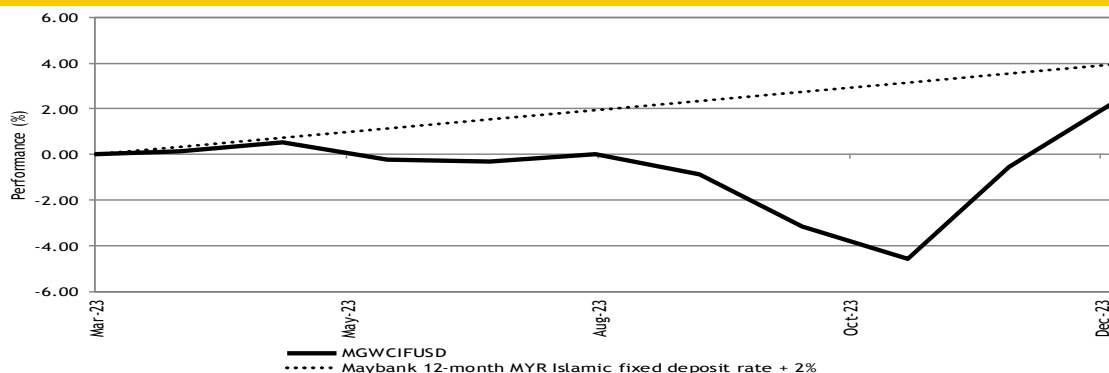
Portfolio Yield

4.49%

Portfolio Duration

4.79 years

Performance Record as at 31-Dec-23



** Performance record from 06 Mar 23 - 31 Dec 23, income reinvested, calculated in USD
** Inclusive of distribution since inception (if any)
Source: Novagni Analytics and Advisory Sdn. Bhd.


Performance (%) Return as at 31-Dec-23

	YTD	1 Mth	3 Mth	6 Mth	1 Yr	3 Yr	5 Yr	SI
Fund	2.32	2.90	5.64	2.65	-	-	-	2.32
Benchmark	3.96	0.40	1.19	2.39	-	-	-	3.96

	Annualised Return			Calendar Year Return				
	3 Yr	5 Yr	SI	2023*	2022	2021	2020	2019
Fund	-	-	-	2.32	-	-	-	-
Benchmark	-	-	-	3.96	-	-	-	-

*since commencement till 31 Dec 2023
Source: Novagni Analytics and Advisory Sdn. Bhd.

Asset Allocation as at 31-Dec-23



Source: Maybank Asset Management Sdn. Bhd.

Sector Allocation as at 31-Dec-23

Sukuk		Equities	
Sovereign	22.90%	Information Technology	7.03%
Banks	13.64%	Health Care	3.35%
Electric	13.57%	Industrials	3.00%
Real Estate	10.64%	Consumer Discretionary	2.51%
Telecommunications	6.14%	Financials	1.37%
Investment Companies	2.16%	Communication	1.29%
	<u>69.05%</u>	Consumer Staples	0.93%
		Materials	0.70%
		Energy	0.50%
		Real Estate	0.11%
		<u>20.79%</u>	

Source: Maybank Asset Management Sdn. Bhd.

Country Allocation as at 31-Dec-23

Sukuk		Equities	
Saudi Arabia	22.52%	United States	12.48%
Malaysia	20.66%	Britain	1.61%
United Arab Emirates	15.20%	Japan	1.01%
Indonesia	10.67%	Denmark	0.94%
	<u>69.05%</u>	Taiwan	0.80%
		France	0.59%
		South Korea	0.54%
		Spain	0.40%
		Germany	0.40%
		Others	2.02%
		<u>20.79%</u>	

Source: Maybank Asset Management Sdn. Bhd.

Top 5 Holdings as at 31-Dec-23

Sukuk		Equities	
MALAYSIA WAKALA SUKUK 2.070% 28.04.31	6.10%	ISHARES PHYSICAL GOLD ETC	1.89%
AL RAJHI SUKUK 4.75% 05.04.28	5.19%	MICROSOFT CORP	1.36%
PERUSAHAAN PENERBIT SBSN INDONESIA III 4.700% 06.06.32	4.62%	ISHARES MSCI EM ISLAMIC UCITS ETF USD (DIST)	0.98%
DUBAI ISLAMIC BANK SUKUK LTD 4.800% 16.08.28	4.56%	ALPHABET INC	0.94%
SAUDI ELECTRICITY CO 4.723% 27.09.28	3.68%	ELI LILLY AND CO	0.72%

Source: Maybank Asset Management Sdn. Bhd.

Credit Ratings as at 31-Dec-23

A	29.24%
BBB	39.81%
	<u>69.05%</u>

Source: Maybank Asset Management Sdn. Bhd.

The yield of the distributions are calculated based on the total dividend payout/ex-distribution NAV.

The term "Maybank AM" used herein refers to Maybank Asset Management. This Fund Fact Sheet ("FFS") is for informational purpose only. You should seek your own financial advice from a licensed adviser before investing in this Fund. Maybank AM does not make any representations or warranties of any kind express or implied, about the completeness, accuracy, reliability, suitability or availability with respect to the information contained herein.

Investors are advised to read and understand the contents of the Prospectus dated 13 February 2023 and the Fund's Product Highlights Sheets ("PHS") before investing. The Prospectus and PHS are available at our nearest representative offices and investors have the right to request for a copy of the Prospectus and PHS. The Prospectus has been registered with the Securities Commission Malaysia who takes no responsibility for its contents.

You should be aware that investments in unit trust funds carry risks. An outline of the risks are contained in the Prospectus. Unit prices and income distribution, if any, may rise or fall. Past performance of a fund is not an indicative of future performance. Please consider the fees and charges involved before investing. Units will be issued upon receipt of completed application form accompanying the Prospectus and subject to terms and conditions therein.

In no event shall Maybank AM be liable for any loss or damages howsoever arising whether in contract, tort, negligence, strict liability or any other basis, including without limitation, direct or indirect, special, incidental, consequential or punitive damages arising i) from incompleteness, inaccuracy, unreliability, unsuitability or unavailability with respect to this FFS and/or reliance thereon; or ii) from reproduction or use of the information/copyright/trademark contained in the FFS.

SC's approval or authorisation, or the registration, lodgement or submission of the Prospectus/ Information Memorandum does not amount to nor indicate that the SC has recommended or endorsed the Fund or the Fund Fact Sheet.