

FUND OBJECTIVE

The MAMG Global Environment Fund - MYR Class ("MGEFMYR" or "the Fund") is a feeder fund that aims to achieve capital growth by investing in the BNP Paribas Funds Global Environment ("Target Fund").

FUND INFORMATION

Fund Category

Feeder Fund

Fund Type

Growth

Launch Date

22-Aug-22

Benchmark

MSCI World

NAV Per Unit

RM 0.6336

Class Size

RM 5.55 million

Feeder Fund (Total Size)

RM 12.21 million

Target Fund Size

EUR 2,178.0 million

Distribution Policy

Distribution, if any, shall be incidental and at the discretion of the Manager. Distribution, will be made from realised income and/or realised gains of the Fund.

Initial Offer Price (IOP)

RM0.5000

Sales Charge

Up to 5.00% of the NAV per Unit

Redemption Charge

Nil

Annual Management Fee

1.80% per annum of the NAV of each Class. The management fee is calculated and accrued daily in the base currency of the fund, and is paid monthly to the Manager.

Annual Trustee Fee

0.02% per annum of the NAV of the Fund (excluding foreign custodian fees and charges), subject to a minimum fee of RM6,000 per annum calculated and accrued daily and paid monthly to the Trustee.

Min. Initial Investment

RM1,000 or such other lower amount as determined by the Manager from time to time.

Min. Additional Investment

RM100 or such other lower amount as determined by the Manager from time to time.

Cut-off time for injection / Withdrawal

4.00 p.m. on a Business Day as stated in Prospectus / Information Memorandum. Do note that times may differ from respective distributors.

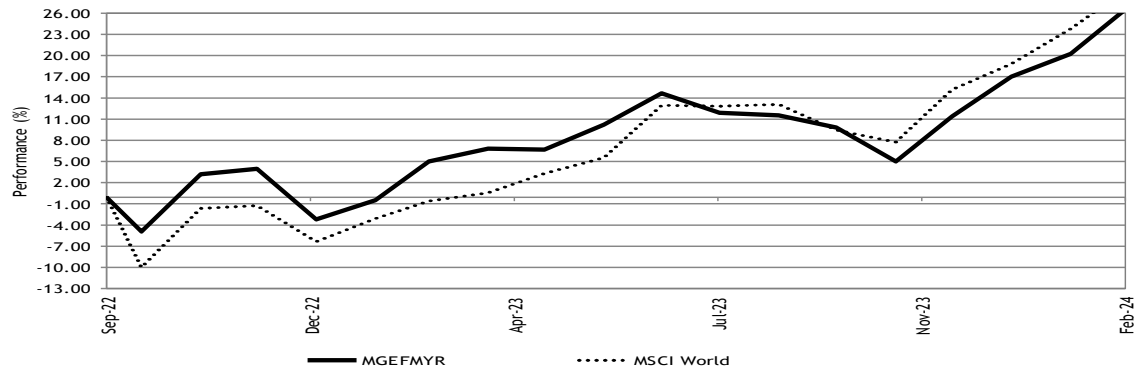
Period of payment after withdrawal

Within 9 business days

Financial Year End

30-Apr

Performance Record as at 29-Feb-24



**Performance record from 12 Sep 22 - 29 Feb 24, income reinvested, calculated in MYR
** Inclusive of distribution since inception (if any)
Source: Novagmi Analytics and Advisory Sdn. Bhd.


Performance (%) Return as at 29-Feb-24

Total Return	YTD	1 Mth	3 Mth	6 Mth	1 Yr	3 Yr	5 Yr	SI
Fund	8.12	5.20	13.59	13.51	20.59	-	-	26.59
Benchmark	8.83	4.42	12.29	14.29	30.06	-	-	29.30

	Annualised Return			Calendar Year Return				
	3 Yr	5 Yr	SI	2023	2022*	2021	2020	2019
Fund	-	-	17.45	20.97	-3.22	-	-	-
Benchmark	-	-	19.16	26.89	-6.37	-	-	-

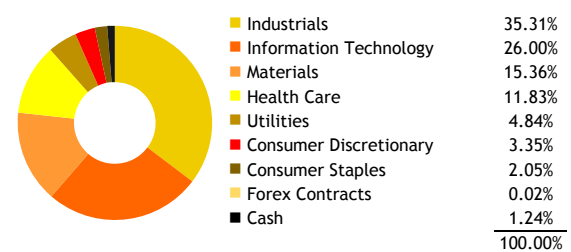
*since commencement till 31 Dec 2022
Source: Novagmi Analytics and Advisory Sdn. Bhd.

Asset Allocation (Feeder Fund) as at 29-Feb-24



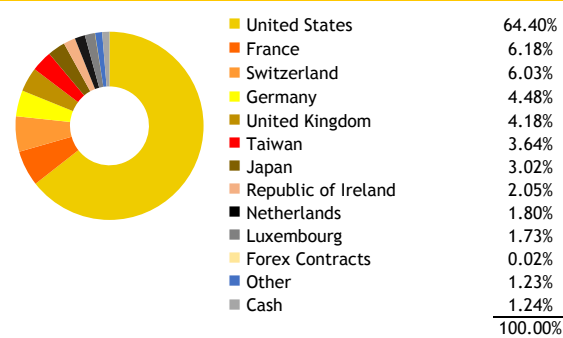
Source: Maybank Asset Management Sdn. Bhd.

Sector Allocation (Target Fund) as at 29-Feb-24



Source: BNP Paribas Funds Global Environment

Country Allocation (Target Fund) as at 29-Feb-24



Source: BNP Paribas Funds Global Environment

Top 10 Holdings (Target Fund) as at 29-Feb-24

MICROSOFT CORP	4.40%
LINDE PLC	4.03%
WASTE MANAGEMENT INC	3.75%
LAIR LIQUIDE SA	3.74%
REPUBLIC SERVICES INC A	3.68%
AGILENT TECHNOLOGIES INC	3.55%
SCHNEIDER ELECTRIC	3.43%
WATERS CORP	2.78%
TEXAS INSTRUMENT INC	2.72%
PENTAIR PLC	2.61%

Source: BNP Paribas Funds Global Environment

The yield of the distributions are calculated based on the total dividend payout/ex-distribution NAV.

The term "Maybank AM" used herein refers to Maybank Asset Management. This Fund Fact Sheet ("FFS") is for informational purpose only. You should seek your own financial advice from a licensed adviser before investing in this Fund. Maybank AM does not make any representations or warranties of any kind express or implied, about the completeness, accuracy, reliability, suitability or availability with respect to the information contained herein.

Investors are advised to read and understand the contents of the Prospectus dated 22 August 2022, the First Supplementary Prospectus dated 08 May 2023 and the Fund's Product Highlights Sheets ("PHS") before investing. The Prospectus and PHS are available at our nearest representative offices and investors have the right to request for a copy of the Prospectus and PHS. The Prospectus has been registered with the Securities Commission Malaysia who takes no responsibility for its contents.

You should be aware that investments in unit trust funds carry risks. An outline of the risks are contained in the Prospectus. Unit prices and income distribution, if any, may rise or fall. Past performance of a fund is not an indicative of future performance. Please consider the fees and charges involved before investing. Units will be issued upon receipt of completed application form accompanying the Prospectus and subject to terms and conditions therein.

In no event shall Maybank AM be liable for any loss or damages howsoever arising whether in contract, tort, negligence, strict liability or any other basis, including without limitation, direct or indirect, special, incidental, consequential or punitive damages arising i) from incompleteness, inaccuracy, unreliability, unsuitability or unavailability with respect to this FFS and/or reliance thereon; or ii) from reproduction or use of the information/copyright/trademark contained in the FFS.

SC's approval or authorisation, or the registration, lodgement or submission of the Prospectus/ Information Memorandum does not amount to nor indicate that the SC has recommended or endorsed the Fund or the Fund Fact Sheet.

FUND OBJECTIVE

The MAMG Global Environment Fund - MYR (Hedged) Class ("MGEFMYRH" or "the Fund") is a feeder fund that aims to achieve capital growth by investing in the BNP Paribas Funds Global Environment ("Target Fund").

FUND INFORMATION

Fund Category

Feeder Fund

Fund Type

Growth

Launch Date

22-Aug-22

Benchmark

MSCI World

NAV Per Unit

RM 0.5510

Class Size

RM 4.82 million

Feeder Fund (Total Size)

RM 12.21 million

Target Fund Size

EUR 2,178.0 million

Distribution Policy

Distribution, if any, shall be incidental and at the discretion of the Manager. Distribution, will be made from realised income and/or realised gains of the Fund.

Initial Offer Price (IOP)

RM0.5000

Sales Charge

Up to 5.00% of the NAV per Unit

Redemption Charge

Nil

Annual Management Fee

1.80% per annum of the NAV of each Class. The management fee is calculated and accrued daily in the base currency of the fund, and is paid monthly to the Manager.

Annual Trustee Fee

0.02% per annum of the NAV of the Fund (excluding foreign custodian fees and charges), subject to a minimum fee of RM6,000 per annum calculated and accrued daily and paid monthly to the Trustee.

Min. Initial Investment

RM1,000 or such other lower amount as determined by the Manager from time to time.

Min. Additional Investment

RM100 or such other lower amount as determined by the Manager from time to time.

Cut-off time for injection / Withdrawal

4.00 p.m. on a Business Day as stated in Prospectus / Information Memorandum. Do note that times may differ from respective distributors.

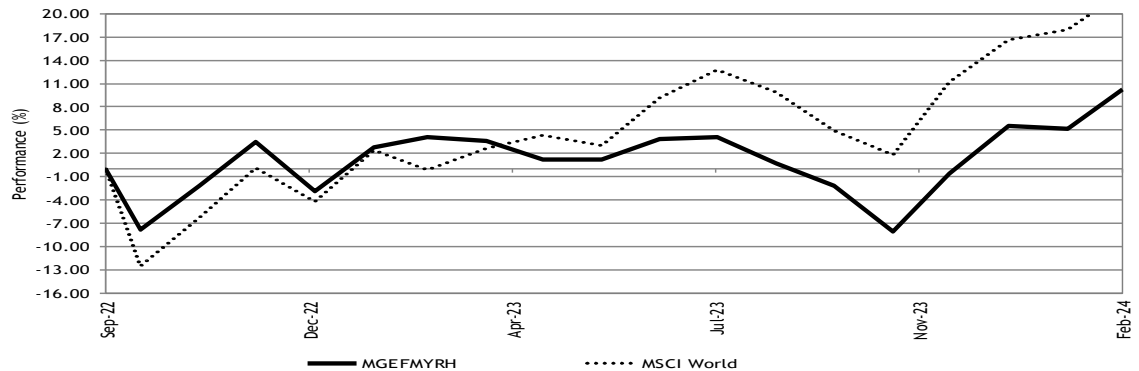
Period of payment after withdrawal

Within 9 business days

Financial Year End

30-Apr

Performance Record as at 29-Feb-24



**Performance record from 12 Sep 22 - 29 Feb 24, income reinvested, calculated in MYR
** Inclusive of distribution since inception (if any)
Source: Novagmi Analytics and Advisory Sdn. Bhd.


Performance (%) Return as at 29-Feb-24

Total Return	YTD	1 Mth	3 Mth	6 Mth	1 Yr	3 Yr	5 Yr	SI
Fund	4.44	4.75	10.82	9.43	5.88	-	-	10.20
Benchmark	5.30	4.11	10.37	11.76	22.94	-	-	22.74

	Annualised Return			Calendar Year Return				
	3 Yr	5 Yr	SI	2023	2022*	2021	2020	2019
Fund	-	-	6.85	8.63	-2.86	-	-	-
Benchmark	-	-	15.00	21.77	-4.28	-	-	-

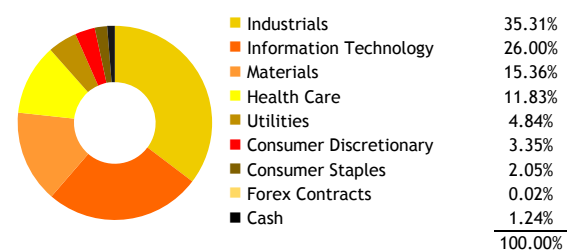
*since commencement till 31 Dec 2022
Source: Novagmi Analytics and Advisory Sdn. Bhd.

Asset Allocation (Feeder Fund) as at 29-Feb-24



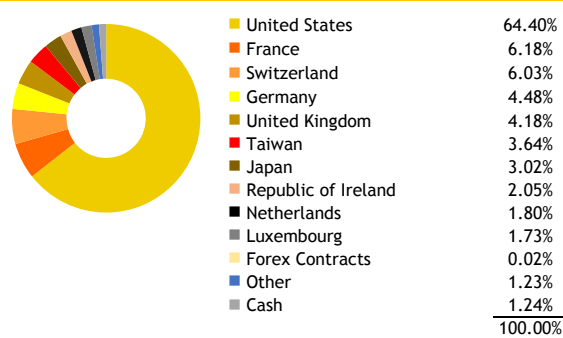
Source: Maybank Asset Management Sdn. Bhd.

Sector Allocation (Target Fund) as at 29-Feb-24



Source: BNP Paribas Funds Global Environment

Country Allocation (Target Fund) as at 29-Feb-24



Source: BNP Paribas Funds Global Environment

Top 10 Holdings (Target Fund) as at 29-Feb-24

MICROSOFT CORP	4.40%
LINDE PLC	4.03%
WASTE MANAGEMENT INC	3.75%
LAIR LIQUIDE SA	3.74%
REPUBLIC SERVICES INC A	3.68%
AGILENT TECHNOLOGIES INC	3.55%
SCHNEIDER ELECTRIC	3.43%
WATERS CORP	2.78%
TEXAS INSTRUMENT INC	2.72%
PENTAIR PLC	2.61%

Source: BNP Paribas Funds Global Environment

The yield of the distributions are calculated based on the total dividend payout/ex-distribution NAV.

The term "Maybank AM" used herein refers to Maybank Asset Management. This Fund Fact Sheet ("FFS") is for informational purpose only. You should seek your own financial advice from a licensed adviser before investing in this Fund. Maybank AM does not make any representations or warranties of any kind express or implied, about the completeness, accuracy, reliability, suitability or availability with respect to the information contained herein.

Investors are advised to read and understand the contents of the Prospectus dated 22 August 2022, the First Supplementary Prospectus dated 08 May 2023 and the Fund's Product Highlights Sheets ("PHS") before investing. The Prospectus and PHS are available at our nearest representative offices and investors have the right to request for a copy of the Prospectus and PHS. The Prospectus has been registered with the Securities Commission Malaysia who takes no responsibility for its contents.

You should be aware that investments in unit trust funds carry risks. An outline of the risks are contained in the Prospectus. Unit prices and income distribution, if any, may rise or fall. Past performance of a fund is not an indicative of future performance. Please consider the fees and charges involved before investing. Units will be issued upon receipt of completed application form accompanying the Prospectus and subject to terms and conditions therein.

In no event shall Maybank AM be liable for any loss or damages howsoever arising whether in contract, tort, negligence, strict liability or any other basis, including without limitation, direct or indirect, special, incidental, consequential or punitive damages arising i) from incompleteness, inaccuracy, unreliability, unsuitability or unavailability with respect to this FFS and/or reliance thereon; or ii) from reproduction or use of the information/copyright/trademark contained in the FFS.

SC's approval or authorisation, or the registration, lodgement or submission of the Prospectus/ Information Memorandum does not amount to nor indicate that the SC has recommended or endorsed the Fund or the Fund Fact Sheet.

FUND OBJECTIVE

The MAMG Global Environment Fund - SGD (Hedged) Class ("MGEFSGDH" or "the Fund") is a feeder fund that aims to achieve capital growth by investing in the BNP Paribas Funds Global Environment ("Target Fund").

FUND INFORMATION

Fund Category

Feeder Fund

Fund Type

Growth

Launch Date

22-Aug-22

Benchmark

MSCI World

NAV Per Unit

SGD 0.5354

Class Size

SGD 0.13 million

Feeder Fund (Total Size)

RM 12.21 million

Target Fund Size

EUR 2,178.0 million

Distribution Policy

Distribution, if any, shall be incidental and at the discretion of the Manager. Distribution, will be made from realised income and/or realised gains of the Fund.

Initial Offer Price (IOP)

SGD0.5000

Sales Charge

Up to 5.00% of the NAV per Unit

Redemption Charge

Nil

Annual Management Fee

1.80% per annum of the NAV of each Class. The management fee is calculated and accrued daily in the base currency of the fund, and is paid monthly to the Manager.

Annual Trustee Fee

0.02% per annum of the NAV of the Fund (excluding foreign custodian fees and charges), subject to a minimum fee of RM6,000 per annum calculated and accrued daily and paid monthly to the Trustee.

Min. Initial Investment

SGD1,000 or such other lower amount as determined by the Manager from time to time.

Min. Additional Investment

SGD100 or such other lower amount as determined by the Manager from time to time.

Cut-off time for injection / Withdrawal

4.00 p.m. on a Business Day as stated in Prospectus / Information Memorandum. Do note that times may differ from respective distributors.

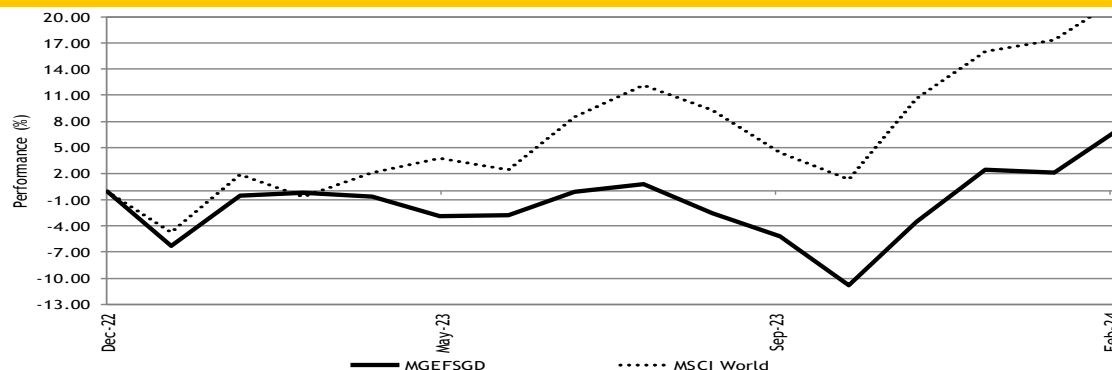
Period of payment after withdrawal

Within 9 business days

Financial Year End

30-Apr

Performance Record as at 29-Feb-24



**Performance record from 02 Dec 22 - 29 Feb 24, income reinvested, calculated in SGD
** Inclusive of distribution since inception (if any)
Source: Novagmi Analytics and Advisory Sdn. Bhd.


Performance (%) Return as at 29-Feb-24

Total Return	YTD	1 Mth	3 Mth	6 Mth	1 Yr	3 Yr	5 Yr	SI
Fund	4.55	4.84	11.01	9.85	7.27	-	-	7.08
Benchmark	5.30	4.11	10.37	11.76	22.94	-	-	22.11

	Annualised Return			Calendar Year Return				
	3 Yr	5 Yr	SI	2023	2022*	2021	2020	2019
Fund	-	-	5.65	9.24	-6.24	-	-	-
Benchmark	-	-	17.42	21.77	-4.77	-	-	-

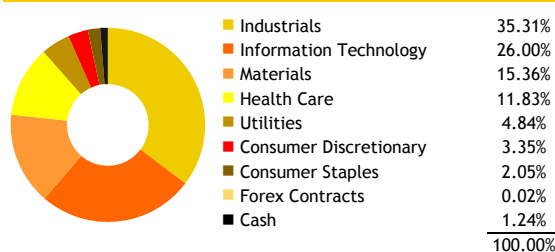
*since commencement till 31 Dec 2022
Source: Novagmi Analytics and Advisory Sdn. Bhd.

Asset Allocation (Feeder Fund) as at 29-Feb-24



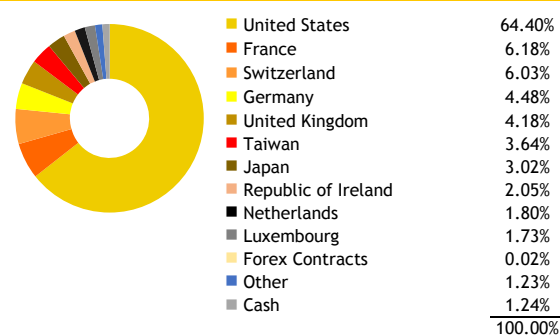
Source: Maybank Asset Management Sdn. Bhd.

Sector Allocation (Target Fund) as at 29-Feb-24



Source: BNP Paribas Funds Global Environment

Country Allocation (Target Fund) as at 29-Feb-24



Source: BNP Paribas Funds Global Environment

Top 10 Holdings (Target Fund) as at 29-Feb-24

MICROSOFT CORP	4.40%
LINDE PLC	4.03%
WASTE MANAGEMENT INC	3.75%
LAIR LIQUIDE SA	3.74%
REPUBLIC SERVICES INC A	3.68%
AGILENT TECHNOLOGIES INC	3.55%
SCHNEIDER ELECTRIC	3.43%
WATERS CORP	2.78%
TEXAS INSTRUMENT INC	2.72%
PENTAIR PLC	2.61%

Source: BNP Paribas Funds Global Environment

The yield of the distributions are calculated based on the total dividend payout/ex-distribution NAV.

The term "Maybank AM" used herein refers to Maybank Asset Management. This Fund Fact Sheet ("FFS") is for informational purpose only. You should seek your own financial advice from a licensed adviser before investing in this Fund. Maybank AM does not make any representations or warranties of any kind express or implied, about the completeness, accuracy, reliability, suitability or availability with respect to the information contained herein.

Investors are advised to read and understand the contents of the Prospectus dated 22 August 2022, the First Supplementary Prospectus dated 08 May 2023 and the Fund's Product Highlights Sheets ("PHS") before investing. The Prospectus and PHS are available at our nearest representative offices and investors have the right to request for a copy of the Prospectus and PHS. The Prospectus has been registered with the Securities Commission Malaysia who takes no responsibility for its contents.

You should be aware that investments in unit trust funds carry risks. An outline of the risks are contained in the Prospectus. Unit prices and income distribution, if any, may rise or fall. Past performance of a fund is not an indicative of future performance. Please consider the fees and charges involved before investing. Units will be issued upon receipt of completed application form accompanying the Prospectus and subject to terms and conditions therein.

In no event shall Maybank AM be liable for any loss or damages howsoever arising whether in contract, tort, negligence, strict liability or any other basis, including without limitation, direct or indirect, special, incidental, consequential or punitive damages arising i) from incompleteness, inaccuracy, unreliability, unsuitability or unavailability with respect to this FFS and/or reliance thereon; or ii) from reproduction or use of the information/copyright/trademark contained in the FFS.

SC's approval or authorisation, or the registration, lodgement or submission of the Prospectus/ Information Memorandum does not amount to nor indicate that the SC has recommended or endorsed the Fund or the Fund Fact Sheet.

FUND OBJECTIVE

The MAMG Global Environment Fund - AUD (Hedged) Class ("MGEFAUDH" or "the Fund") is a feeder fund that aims to achieve capital growth by investing in the BNP Paribas Funds Global Environment ("Target Fund").

FUND INFORMATION

Fund Category

Feeder Fund

Fund Type

Growth

Launch Date

22-Aug-22

Benchmark

MSCI World

NAV Per Unit

AUD 0.5000

Class Size

AUD 0.00 million

Feeder Fund (Total Size)

RM 12.21 million

Target Fund Size

EUR 2,178.0 million

Distribution Policy

Distribution, if any, shall be incidental and at the discretion of the Manager. Distribution, will be made from realised income and/or realised gains of the Fund.

Initial Offer Price (IOP)

AUD0.5000

Sales Charge

Up to 5.00% of the NAV per Unit

Redemption Charge

Nil

Annual Management Fee

1.80% per annum of the NAV of each Class. The management fee is calculated and accrued daily in the base currency of the fund, and is paid monthly to the Manager.

Annual Trustee Fee

0.02% per annum of the NAV of the Fund (excluding foreign custodian fees and charges), subject to a minimum fee of RM6,000 per annum calculated and accrued daily and paid monthly to the Trustee.

Min. Initial Investment

AUD1,000 or such other lower amount as determined by the Manager from time to time.

Min. Additional Investment

AUD100 or such other lower amount as determined by the Manager from time to time.

Cut-off time for injection / Withdrawal

4.00 p.m. on a Business Day as stated in Prospectus / Information Memorandum. Do note that times may differ from respective distributors.

Period of payment after withdrawal

Within 9 business days

Financial Year End

30-Apr

Performance Record as at 29-Feb-24

Not Applicable

**Performance record from 12 Sep 22 - 29 Feb 24, income reinvested, calculated in AUD
** Inclusive of distribution since inception (if any)
Source: Novagni Analytics and Advisory Sdn. Bhd.


Performance (%) Return as at 29-Feb-24

Total Return	YTD	1 Mth	3 Mth	6 Mth	1 Yr	3 Yr	5 Yr	SI
Fund	-	-	-	-	-	-	-	-
Benchmark	-	-	-	-	-	-	-	-

	Annualised Return			Calendar Year Return				
	3 Yr	5 Yr	SI	2023	2022*	2021	2020	2019
Fund	-	-	-	-	-	-	-	-
Benchmark	-	-	-	-	-	-	-	-

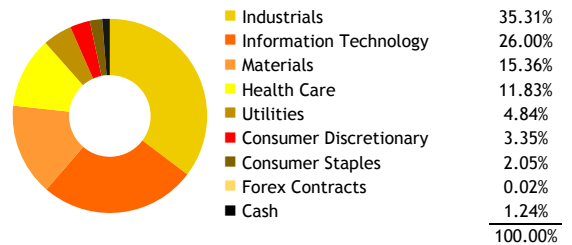
*since commencement till 31 Dec 2022
Source: Novagni Analytics and Advisory Sdn. Bhd.

Asset Allocation (Feeder Fund) as at 29-Feb-24



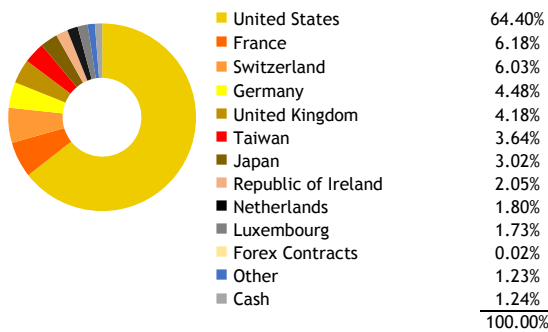
Source: Maybank Asset Management Sdn. Bhd.

Sector Allocation (Target Fund) as at 29-Feb-24



Source: BNP Paribas Funds Global Environment

Country Allocation (Target Fund) as at 29-Feb-24



Source: BNP Paribas Funds Global Environment

Top 10 Holdings (Target Fund) as at 29-Feb-24

MICROSOFT CORP	4.40%
LINDE PLC	4.03%
WASTE MANAGEMENT INC	3.75%
LAIR LIQUIDE SA	3.74%
REPUBLIC SERVICES INC A	3.68%
AGILENT TECHNOLOGIES INC	3.55%
SCHNEIDER ELECTRIC	3.43%
WATERS CORP	2.78%
TEXAS INSTRUMENT INC	2.72%
PENTAIR PLC	2.61%

Source: BNP Paribas Funds Global Environment

The yield of the distributions are calculated based on the total dividend payout/ex-distribution NAV.

The term "Maybank AM" used herein refers to Maybank Asset Management. This Fund Fact Sheet ("FFS") is for informational purpose only. You should seek your own financial advice from a licensed adviser before investing in this Fund. Maybank AM does not make any representations or warranties of any kind express or implied, about the completeness, accuracy, reliability, suitability or availability with respect to the information contained herein.

Investors are advised to read and understand the contents of the Prospectus dated 22 August 2022, the First Supplementary Prospectus dated 08 May 2023 and the Fund's Product Highlights Sheets ("PHS") before investing. The Prospectus and PHS are available at our nearest representative offices and investors have the right to request for a copy of the Prospectus and PHS. The Prospectus has been registered with the Securities Commission Malaysia who takes no responsibility for its contents.

You should be aware that investments in unit trust funds carry risks. An outline of the risks are contained in the Prospectus. Unit prices and income distribution, if any, may rise or fall. Past performance of a fund is not an indicative of future performance. Please consider the fees and charges involved before investing. Units will be issued upon receipt of completed application form accompanying the Prospectus and subject to terms and conditions therein.

In no event shall Maybank AM be liable for any loss or damages howsoever arising whether in contract, tort, negligence, strict liability or any other basis, including without limitation, direct or indirect, special, incidental, consequential or punitive damages arising i) from incompleteness, inaccuracy, unreliability, unsuitability or unavailability with respect to this FFS and/or reliance thereon; or ii) from reproduction or use of the information/copyright/trademark contained in the FFS.

SC's approval or authorisation, or the registration, lodgement or submission of the Prospectus/ Information Memorandum does not amount to nor indicate that the SC has recommended or endorsed the Fund or the Fund Fact Sheet.

FUND OBJECTIVE

The MAMG Global Environment Fund - USD Class ("MGEFUSD" or "the Fund") is a feeder fund that aims to achieve capital growth by investing in the BNP Paribas Funds Global Environment ("Target Fund").

FUND INFORMATION

Fund Category

Feeder Fund

Fund Type

Growth

Launch Date

22-Aug-22

Benchmark

MSCI World

NAV Per Unit

USD 0.5592

Class Size

USD 0.29 million

Feeder Fund (Total Size)

RM 12.21 million

Target Fund Size

EUR 2,178.0 million

Distribution Policy

Distribution, if any, shall be incidental and at the discretion of the Manager. Distribution, will be made from realised income and/or realised gains of the Fund.

Initial Offer Price (IOP)

USD0.5000

Sales Charge

Up to 5.00% of the NAV per Unit

Redemption Charge

Nil

Annual Management Fee

1.80% per annum of the NAV of each Class. The management fee is calculated and accrued daily in the base currency of the fund, and is paid monthly to the Manager.

Annual Trustee Fee

0.02% per annum of the NAV of the Fund (excluding foreign custodian fees and charges), subject to a minimum fee of RM6,000 per annum calculated and accrued daily and paid monthly to the Trustee.

Min. Initial Investment

USD1,000 or such other lower amount as determined by the Manager from time to time.

Min. Additional Investment

USD100 or such other lower amount as determined by the Manager from time to time.

Cut-off time for injection / Withdrawal

4.00 p.m. on a Business Day as stated in Prospectus / Information Memorandum. Do note that times may differ from respective distributors.

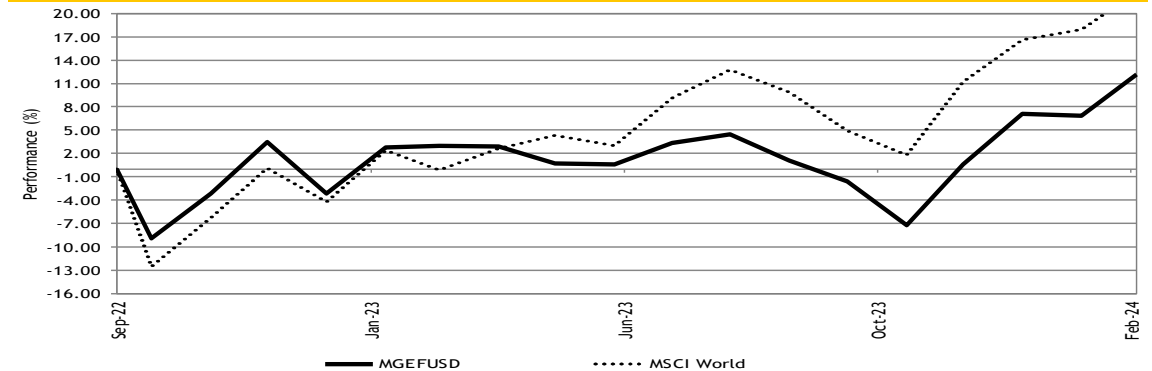
Period of payment after withdrawal

Within 9 business days

Financial Year End

30-Apr

Performance Record as at 29-Feb-24



**Performance record from 12 Sep 22 - 29 Feb 24, income reinvested, calculated in USD
** Inclusive of distribution since inception (if any)
Source: Novagni Analytics and Advisory Sdn. Bhd.

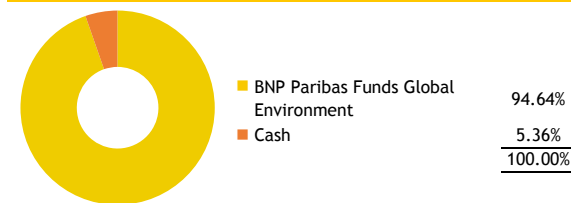
Performance (%) Return as at 29-Feb-24

Total Return	YTD	1 Mth	3 Mth	6 Mth	1 Yr	3 Yr	5 Yr	SI
Fund	4.78	4.95	11.57	11.00	8.88	-	-	12.20
Benchmark	5.30	4.11	10.37	11.76	22.94	-	-	22.74

	Annualised Return			Calendar Year Return				
	3 Yr	5 Yr	SI	2023	2022*	2021	2020	2019
Fund	-	-	8.17	10.61	-3.19	-	-	-
Benchmark	-	-	15.00	21.77	-4.28	-	-	-

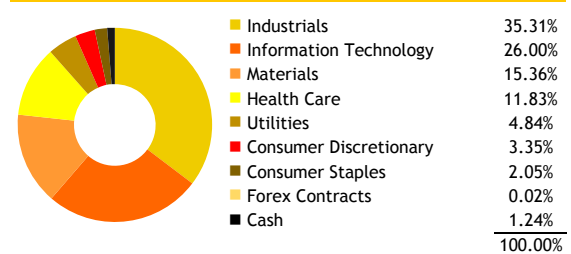
*since commencement till 31 Dec 2022
Source: Novagni Analytics and Advisory Sdn. Bhd.

Asset Allocation (Feeder Fund) as at 29-Feb-24



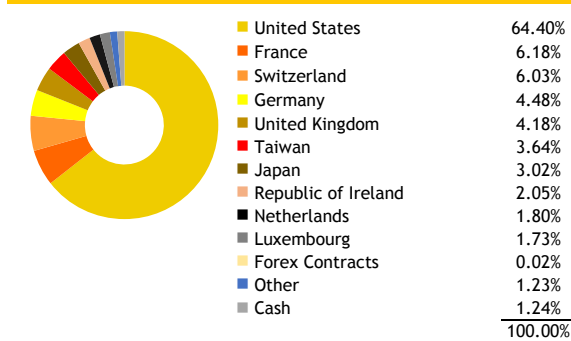
Source: Maybank Asset Management Sdn. Bhd.

Sector Allocation (Target Fund) as at 29-Feb-24



Source: BNP Paribas Funds Global Environment

Country Allocation (Target Fund) as at 29-Feb-24



Source: BNP Paribas Funds Global Environment

Top 10 Holdings (Target Fund) as at 29-Feb-24

MICROSOFT CORP	4.40%
LINDE PLC	4.03%
WASTE MANAGEMENT INC	3.75%
LAIR LIQUIDE SA	3.74%
REPUBLIC SERVICES INC A	3.68%
AGILENT TECHNOLOGIES INC	3.55%
SCHNEIDER ELECTRIC	3.43%
WATERS CORP	2.78%
TEXAS INSTRUMENT INC	2.72%
PENTAIR PLC	2.61%

Source: BNP Paribas Funds Global Environment

The yield of the distributions are calculated based on the total dividend payout/ex-distribution NAV.

The term "Maybank AM" used herein refers to Maybank Asset Management. This Fund Fact Sheet ("FFS") is for informational purpose only. You should seek your own financial advice from a licensed adviser before investing in this Fund. Maybank AM does not make any representations or warranties of any kind express or implied, about the completeness, accuracy, reliability, suitability or availability with respect to the information contained herein.

Investors are advised to read and understand the contents of the Prospectus dated 22 August 2022, the First Supplementary Prospectus dated 08 May 2023 and the Fund's Product Highlights Sheets ("PHS") before investing. The Prospectus and PHS are available at our nearest representative offices and investors have the right to request for a copy of the Prospectus and PHS. The Prospectus has been registered with the Securities Commission Malaysia who takes no responsibility for its contents.

You should be aware that investments in unit trust funds carry risks. An outline of the risks are contained in the Prospectus. Unit prices and income distribution, if any, may rise or fall. Past performance of a fund is not an indicative of future performance. Please consider the fees and charges involved before investing. Units will be issued upon receipt of completed application form accompanying the Prospectus and subject to terms and conditions therein.

In no event shall Maybank AM be liable for any loss or damages howsoever arising whether in contract, tort, negligence, strict liability or any other basis, including without limitation, direct or indirect, special, incidental, consequential or punitive damages arising i) from incompleteness, inaccuracy, unreliability, unsuitability or unavailability with respect to this FFS and/or reliance thereon; or ii) from reproduction or use of the information/copyright/trademark contained in the FFS.

SC's approval or authorisation, or the registration, lodgement or submission of the Prospectus/ Information Memorandum does not amount to nor indicate that the SC has recommended or endorsed the Fund or the Fund Fact Sheet.