



FUND OBJECTIVE

The Maybank Global Mixed Assets-I Fund - Class A MYR ("MGMAIAMYR" or "the Fund") is a mixed assets fund that seeks to achieve a target net return of 6% per annum in USD terms over Medium to Long Term.
Any material changes to the investment objective of the Fund would require Unit Holders' approval.

FUND INFORMATION

Fund Category

Mixed Assets

Fund Type

Growth

Launch Date

17-Jun-19

Benchmark

Absolute return of 6% per annum (in USD term), net of fees, over medium to long term.

NAV Per Unit

RM 1.4365

Class Size

RM 237.60 million

Total Fund Size (all classes)

RM 797.99 million

Distribution Policy

Subject to availability of income, the Fund endeavours to distribute income on an annual basis. Distribution will be made from realised income and / or gain.

Initial Offer Price (IOP)

N/A

Sales Charge

Up to 5.00% of the NAV per Unit of each Class

Redemption Charge

Nil

Annual Management Fee

Up to 1.80% per annum of the NAV of each Class

Annual Trustee Fee

Up to 0.045% per annum of the Nav of the Fund, subject to a minimum fee of RM6,000 per annum (excluding foreign custodian fees and charge) accrued daily and paid monthly to the Trustee.

Min. Initial Investment

MYR1,000 or such other amount as determined by the Manager from time to time.

Min. Additional Investment

MYR100 or such other amount as determined by the Manager from time to time.

Cut-off time for injection / Withdrawal

4.00 p.m. on a Business Day as stated in Prospectus / Information Memorandum. Do note that times may differ from respective distributors.

Period of payment after withdrawal

Within 7 business days

Financial Year End

31-Oct

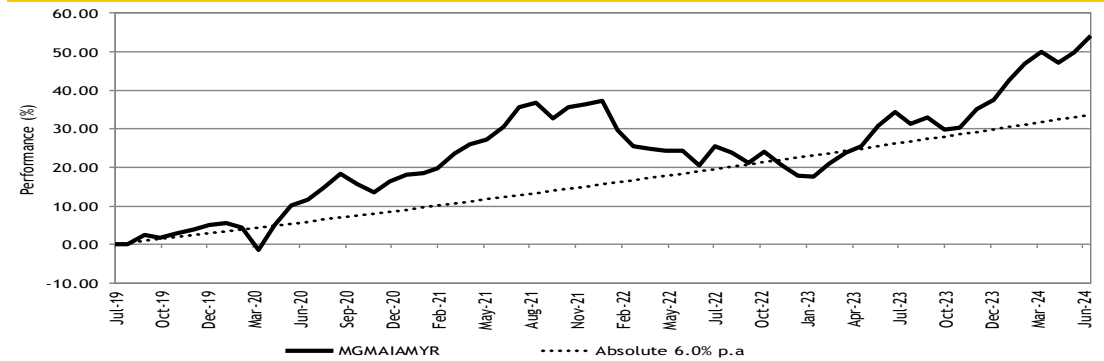
Portfolio Yield

5.30%

Portfolio Duration

4.34 years

Performance Record as at 30-Jun-24



** Performance record from 7 Jul 19 - 30 Jun 24, income reinvested, calculated in MYR

** Inclusive of distribution since inception (if any)

Source: Novagmi Analytics and Advisory Sdn. Bhd.

Performance (%) Return as at 30-Jun-24

Total Return	YTD	1 Mth	3 Mth	6 Mth	1 Yr	3 Yr	5 Yr	SI
Fund	11.97	2.77	2.69	11.97	14.68	18.04	-	54.00
Benchmark	2.94	0.48	1.46	2.94	6.01	19.11	-	33.68

	Annualised Return			Calendar Year Return				
	3 Yr	5 Yr	SI	2023	2022	2021	2020	2019*
Fund	5.68	-	9.05	16.78	-14.17	16.35	12.33	4.99
Benchmark	6.00	-	5.99	6.00	6.00	6.00	6.00	2.87

*since commencement till 31 Dec 2019


Source: Novagmi Analytics and Advisory Sdn. Bhd.

Income Distribution History

Date	Gross (sen)	Yield (%)	Total yield (%)
27/10/2023	2.30	1.90	1.90
27/10/2021	2.00	1.55	1.55
29/09/2020	4.00	3.60	3.60

Source: Maybank Asset Management Sdn. Bhd.

Asset Allocation as at 30-Jun-24



Source: Maybank Asset Management Sdn. Bhd.

Sector Allocation as at 30-Jun-24

Sukuk	Equities
Sovereign 7.63%	Information Technology 23.76%
Banks 4.38%	Health Care 9.07%
Electric 4.30%	Consumer Discretionary 8.53%
Commercial Services 2.63%	Industrials 8.41%
Telecommunications 2.13%	Communication 5.40%
Real Estate 1.62%	Consumer Staples 4.88%
Oil&Gas 0.75%	Financials 3.56%
23.44%	Energy 3.33%
	Materials 1.59%
	68.53%

Source: Maybank Asset Management Sdn. Bhd.

Country Allocation as at 30-Jun-24

Sukuk	Equities
Saudi Arabia 6.60%	United States 44.23%
Malaysia 5.81%	Japan 3.62%
United Arab Emirates 5.78%	Britain 3.39%
Indonesia 4.79%	France 2.81%
Kuwait 0.46%	Taiwan 2.32%
23.44%	Denmark 2.10%
	Germany 1.58%
	Netherlands 1.42%
	Canada 1.29%
	South Korea 1.23%
	Switzerland 1.16%
	Others 3.38%
	68.53%

Source: Maybank Asset Management Sdn. Bhd.

Top 5 Holdings as at 30-Jun-24

Sukuk	Equities
PERUSAHAAN PENERBIT SBSN INDONESIA III 2.800% 23.06.30 1.91%	NVIDIA CORP 4.09%
DP WORLD CRESCENT 3.875% 18.07.29 1.60%	ALPHABET INC 3.79%
MALAYSIA WAKALA SUKUK 2.070% 04/28/31 1.50%	MICROSOFT CORP 3.73%
PERUSAHAAN PENERBIT SBSN INDONESIA III 2.550% 09.06.31 1.50%	AMAZON.COM INC 2.52%
AXIATA SPV2 2.163% 19.08.30 1.49%	TAIWAN SEMICONDUCTOR MANUFACTURING CO LTD 2.32%

Source: Maybank Asset Management Sdn. Bhd.

Credit Ratings as at 30-Jun-24

A	8.60%
BBB	14.84%
	23.44%

Source: Maybank Asset Management Sdn. Bhd.



The yield of the distributions are calculated based on the total dividend payout/ex-distribution NAV.

Based on the fund's portfolio returns as at 30 June 2024, the Volatility Factor (VF) for this fund is 8.85 and is classified as "Moderate". (Source: Lipper). "Moderate" includes funds with VF that are above 8.74 and less than or equal to 11.415 (source: Lipper). The VF means there is a possibility for the fund in generating an upside return or downside return around this VF. The Volatility Class (VC) is assigned by Lipper based on quintile ranks of VF for qualified funds. VF is subject to monthly revision and VC will be revised every six months. The fund's portfolio may have changed since this date and there is no guarantee that the fund will continue to have the same VF or VC in the future. Presently, only funds launched in the market for at least 36 months will display the VF and its VC.

The term "Maybank AM" used herein refers to Maybank Asset Management. This Fund Fact Sheet ("FFS") is for informational purpose only. You should seek your own financial advice from a licensed adviser before investing in this Fund. Maybank AM does not make any representations or warranties of any kind express or implied, about the completeness, accuracy, reliability, suitability or availability with respect to the information contained herein.

Investors are advised to read and understand the contents of First Supplementary Prospectus dated 8 January 2024 and must be read together with the Prospectus dated 8 May 2023 which supercedes the Prospectus dated 17 June 2019 as amended by the First Supplementary Prospectus dated 15 June 2020, the Second Supplementary Prospectus dated 17 September 2020, the Third Supplementary Prospectus dated 22 February 2021, the Fourth Prospectus dated 3 August 2022 and the Fund's Product Highlights Sheets ("PHS") before investing. The Prospectus and PHS are available at our nearest representative offices and investors have the right to request for a copy of the Prospectus and PHS. The Prospectus has been registered with the Securities Commission Malaysia who takes no responsibility for its contents.

You should be aware that investments in unit trust funds carry risks. An outline of the risks are contained in the Prospectus. Unit prices and income distribution, if any, may rise or fall. Past performance of a fund is not an indicative of future performance. Please consider the fees and charges involved before investing. Units will be issued upon receipt of completed application form accompanying the Prospectus and subject to terms and conditions therein.

In no event shall Maybank AM be liable for any loss or damages howsoever arising whether in contract, tort, negligence, strict liability or any other basis, including without limitation, direct or indirect, special, incidental, consequential or punitive damages arising i) from incompleteness, inaccuracy, unreliability, unsuitability or unavailability with respect to this FFS and/or reliance thereon; or ii) from reproduction or use of the information/copyright/trademark contained in the FFS.

SC's approval or authorisation, or the registration, lodgement or submission of the Prospectus/ Information Memorandum does not amount to nor indicate that the SC has recommended or endorsed the Fund or the Fund Fact Sheet.



FUND OBJECTIVE

The Maybank Global Mixed Assets-I Fund - Class B MYR (Hedged) ("MGMAIBMYRH" or "the Fund") is a mixed assets fund that seeks to achieve a target net return of 6% per annum in USD terms over Medium to Long Term.

Any material changes to the investment objective of the Fund would require Unit Holders' approval.

FUND INFORMATION

Fund Category

Mixed Assets

Fund Type

Growth

Launch Date

17-Jun-19

Benchmark

Absolute return of 6% per annum (in USD term), net of fees, over medium to long term.

NAV Per Unit

RM 1.2388

Class Size

RM 440.36 million

Total Fund Size (all classes)

RM 797.99 million

Distribution Policy

Subject to availability of income, the Fund endeavours to distribute income on an annual basis. Distribution will be made from realised income and / or gain.

Initial Offer Price (IOP)

N/A

Sales Charge

Up to 5.00% of the NAV per Unit of each Class

Redemption Charge

Nil

Annual Management Fee

Up to 1.80% per annum of the NAV of each Class

Annual Trustee Fee

Up to 0.045% per annum of the Nav of the Fund, subject to a minimum fee of RM6,000 per annum (excluding foreign custodian fees and charge) accrued daily and paid monthly to the Trustee.

Min. Initial Investment

MYR1,000 or such other amount as determined by the Manager from time to time.

Min. Additional Investment

MYR100 or such other amount as determined by the Manager from time to time.

Cut-off time for injection / Withdrawal

4.00 p.m. on a Business Day as stated in Prospectus / Information Memorandum. Do note that times may differ from respective distributors.

Period of payment after withdrawal

Within 7 business days

Financial Year End

31-Oct

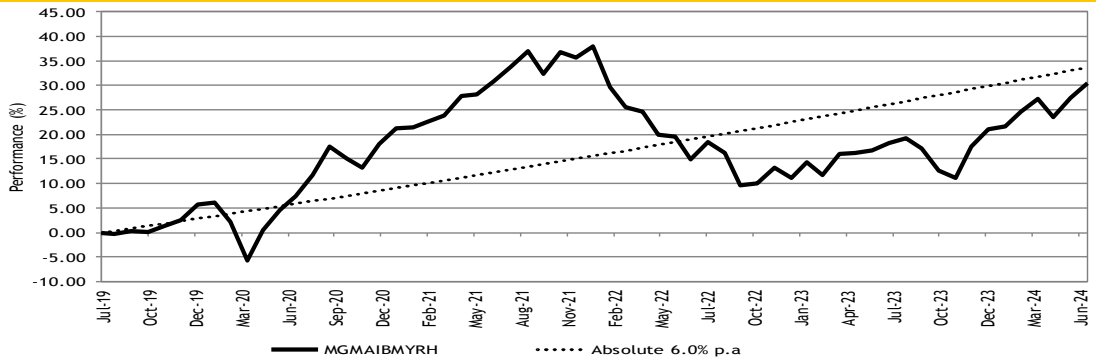
Portfolio Yield

5.30%

Portfolio Duration

4.34 years

Performance Record as at 30-Jun-24



** Performance record from 7 Jul 19 - 30 Jun 24, income reinvested, calculated in MYR

** Inclusive of distribution since inception (if any)

Source: Novagmi Analytics and Advisory Sdn. Bhd.

Performance (%) Return as at 30-Jun-24

Total Return	YTD	1 Mth	3 Mth	6 Mth	1 Yr	3 Yr	5 Yr	SI
Fund	7.72	2.34	2.43	7.72	10.24	-0.38	-	30.35
Benchmark	2.94	0.48	1.46	2.94	6.01	19.11	-	33.68

	Annualised Return			Calendar Year Return				
	3 Yr	5 Yr	SI	2023	2022	2021	2020	2019*
Fund	-0.13	-	5.46	8.77	-19.37	13.75	14.75	5.70
Benchmark	6.00	-	5.99	6.00	6.00	6.00	6.00	2.87

*since commencement till 31 Dec 2019


Source: Novagmi Analytics and Advisory Sdn. Bhd.

Income Distribution History

Date	Gross (sen)	Yield (%)	Total yield (%)
27/10/2021	2.00	1.55	1.55
29/09/2020	4.00	3.62	3.62

Source: Maybank Asset Management Sdn. Bhd.

Asset Allocation as at 30-Jun-24



Source: Maybank Asset Management Sdn. Bhd.

Sector Allocation as at 30-Jun-24

Sukuk	Equities
Sovereign 7.63%	Information Technology 23.76%
Banks 4.38%	Health Care 9.07%
Electric 4.30%	Consumer Discretionary 8.53%
Commercial Services 2.63%	Industrials 8.41%
Telecommunications 2.13%	Communication 5.40%
Real Estate 1.62%	Consumer Staples 4.88%
Oil&Gas 0.75%	Financials 3.56%
23.44%	Energy 3.33%
	Materials 1.59%
	68.53%

Source: Maybank Asset Management Sdn. Bhd.

Country Allocation as at 30-Jun-24

Sukuk	Equities
Saudi Arabia 6.60%	United States 44.23%
Malaysia 5.81%	Japan 3.62%
United Arab Emirates 5.78%	Britain 3.39%
Indonesia 4.79%	France 2.81%
Kuwait 0.46%	Taiwan 2.32%
23.44%	Denmark 2.10%
	Germany 1.58%
	Netherlands 1.42%
	Canada 1.29%
	South Korea 1.23%
	Switzerland 1.16%
	Others 3.38%
	68.53%

Source: Maybank Asset Management Sdn. Bhd.

Top 5 Holdings as at 30-Jun-24

Sukuk	Equities
PERUSAHAAN PENERBIT SBSN INDONESIA III 2.800% 23.06.30 1.91%	NVIDIA CORP 4.09%
DP WORLD CRESCENT 3.875% 18.07.29 1.60%	ALPHABET INC 3.79%
MALAYSIA WAKALA SUKUK 2.070% 04/28/31 1.50%	MICROSOFT CORP 3.73%
PERUSAHAAN PENERBIT SBSN INDONESIA III 2.550% 09.06.31 1.50%	AMAZON.COM INC 2.52%
AXIATA SPV2 2.163% 19.08.30 1.49%	TAIWAN SEMICONDUCTOR MANUFACTURING CO LTD 2.32%

Source: Maybank Asset Management Sdn. Bhd.

Credit Ratings as at 30-Jun-24

A	8.60%
BBB	14.84%
	23.44%

Source: Maybank Asset Management Sdn. Bhd.



The yield of the distributions are calculated based on the total dividend payout/ex-distribution NAV.

Based on the fund's portfolio returns as at 30 June 2024, the Volatility Factor (VF) for this fund is 10.12 and is classified as "Moderate". (Source: Lipper). "Moderate" includes funds with VF that are above 8.74 and less than or equal to 11.415 (source: Lipper). The VF means there is a possibility for the fund in generating an upside return or downside return around this VF. The Volatility Class (VC) is assigned by Lipper based on quintile ranks of VF for qualified funds. VF is subject to monthly revision and VC will be revised every six months. The fund's portfolio may have changed since this date and there is no guarantee that the fund will continue to have the same VF or VC in the future. Presently, only funds launched in the market for at least 36 months will display the VF and its VC.

The term "Maybank AM" used herein refers to Maybank Asset Management. This Fund Fact Sheet ("FFS") is for informational purpose only. You should seek your own financial advice from a licensed adviser before investing in this Fund. Maybank AM does not make any representations or warranties of any kind express or implied, about the completeness, accuracy, reliability, suitability or availability with respect to the information contained herein.

Investors are advised to read and understand the contents of First Supplementary Prospectus dated 8 January 2024 and must be read together with the Prospectus dated 8 May 2023 which supercedes the Prospectus dated 17 June 2019 as amended by the First Supplementary Prospectus dated 15 June 2020, the Second Supplementary Prospectus dated 17 September 2020, the Third Supplementary Prospectus dated 22 February 2021, the Fourth Prospectus dated 3 August 2022 and the Fund's Product Highlights Sheets ("PHS") before investing. The Prospectus and PHS are available at our nearest representative offices and investors have the right to request for a copy of the Prospectus and PHS. The Prospectus has been registered with the Securities Commission Malaysia who takes no responsibility for its contents.

You should be aware that investments in unit trust funds carry risks. An outline of the risks are contained in the Prospectus. Unit prices and income distribution, if any, may rise or fall. Past performance of a fund is not an indicative of future performance. Please consider the fees and charges involved before investing. Units will be issued upon receipt of completed application form accompanying the Prospectus and subject to terms and conditions therein.

In no event shall Maybank AM be liable for any loss or damages howsoever arising whether in contract, tort, negligence, strict liability or any other basis, including without limitation, direct or indirect, special, incidental, consequential or punitive damages arising i) from incompleteness, inaccuracy, unreliability, unsuitability or unavailability with respect to this FFS and/or reliance thereon; or ii) from reproduction or use of the information/copyright/trademark contained in the FFS.

SC's approval or authorisation, or the registration, lodgement or submission of the Prospectus/ Information Memorandum does not amount to nor indicate that the SC has recommended or endorsed the Fund or the Fund Fact Sheet.



FUND OBJECTIVE

The Maybank Global Mixed Assets-I Fund - Class MYR (Institutional) (Distribution) ("MGMAIGMYRID" or "the Fund") is a mixed assets fund that seeks to achieve a target net return of 6% per annum in USD terms over Medium to Long Term.

Any material changes to the investment objective of the Fund would require Unit Holders' approval.

FUND INFORMATION

Fund Category

Mixed Assets

Fund Type

Growth

Launch Date

3-Aug-22

Inception Date

12-Aug-22

Benchmark

Absolute return of 6% per annum (in USD term), net of fees, over medium to long term.

NAV Per Unit

RM 1.0000

Class Size

#N/A

Total Fund Size (all classes)

RM 797.99 million

Distribution Policy

Subject to availability of income, the Fund endeavours to distribute income on an annual basis.

Distribution will be made from realised income and / or gain.

Initial Offer Price (IOP)

RM1.0000

Sales Charge

Nil

Redemption Charge

Nil

Annual Management Fee

Up to 0.50% per annum of the NAV of the Class

Annual Trustee Fee

Up to 0.045% per annum of the Nav of the Fund, subject to a minimum fee of RM6,000 per annum (excluding foreign custodian fees and charge) accrued daily and paid monthly to the Trustee.

Min. Initial Investment

RM1,000,000 or such other amount as determined by the Manager from time to time.

Min. Additional Investment

RM10,000 or such other amount as determined by the Manager from time to time.

Cut-off time for injection / Withdrawal

4.00 p.m. on a Business Day as stated in Prospectus / Information Memorandum. Do note that times may differ from respective distributors.

Period of payment after withdrawal

Within 7 business days

Financial Year End

31-Oct

Portfolio Yield

5.30%

Portfolio Duration

4.34 years

Performance Record as at 30-Jun-24

Not Applicable

** Performance record from 12 Aug 22 - 30 Jun 24, income reinvested, calculated in MYR

** Inclusive of distribution since inception (if any)

Source: Novagni Analytics and Advisory Sdn. Bhd.

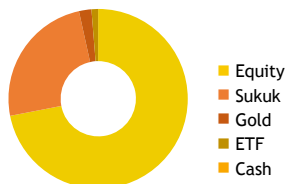
Performance (%) Return as at 30-Jun-24

Total Return	YTD	1 Mth	3 Mth	6 Mth	1 Yr	3 Yr	5 Yr	SI
Fund	-	-	-	-	-	-	-	-
Benchmark	-	-	-	-	-	-	-	-

Annualised Return				Calendar Year Return				
	3 Yr	5 Yr	SI	2023	2022	2021	2020	2019
Fund	-	-	-	-	-	-	-	-
Benchmark	-	-	-	-	-	-	-	-

Source: Novagni Analytics and Advisory Sdn. Bhd.

Asset Allocation as at 30-Jun-24



Source: Maybank Asset Management Sdn. Bhd.

Sector Allocation as at 30-Jun-24

Sukuk	Equities
Sovereign 7.63%	Information Technology 23.76%
Banks 4.38%	Health Care 9.07%
Electric 4.30%	Consumer Discretionary 8.53%
Commercial Services 2.63%	Industrials 8.41%
Telecommunications 2.13%	Communication 5.40%
Real Estate 1.62%	Consumer Staples 4.88%
Oil&Gas 0.75%	Financials 3.56%
Total Sukuk 23.44%	Energy 3.33%
	Materials 1.59%
	Total Equities 68.53%

Source: Maybank Asset Management Sdn. Bhd.

Country Allocation as at 30-Jun-24

Sukuk	Equities
Saudi Arabia 6.60%	United States 44.23%
Malaysia 5.81%	Japan 3.62%
United Arab Emirates 5.78%	Britain 3.39%
Indonesia 4.79%	France 2.81%
Kuwait 0.46%	Taiwan 2.32%
Total Sukuk 23.44%	Denmark 2.10%
	Germany 1.58%
	Netherlands 1.42%
	Canada 1.29%
	South Korea 1.23%
	Switzerland 1.16%
	Others 3.38%
	Total Equities 68.53%

Source: Maybank Asset Management Sdn. Bhd.

Top 5 Holdings as at 30-Jun-24

Sukuk	Equities
PERUSAHAAN PENERBIT SBSN INDONESIA III 2.800% 23.06.30 1.91%	NVIDIA CORP 4.09%
DP WORLD CRESCENT 3.875% 18.07.29 1.60%	ALPHABET INC 3.79%
MALAYSIA WAKALA SUKUK 2.070% 04/28/31 1.50%	MICROSOFT CORP 3.73%
PERUSAHAAN PENERBIT SBSN INDONESIA III 2.550% 09.06.31 1.50%	AMAZON.COM INC 2.52%
AXIATA SPV2 2.163% 19.08.30 1.49%	TAIWAN SEMICONDUCTOR MANUFACTURING CO LTD 2.32%

Source: Maybank Asset Management Sdn. Bhd.

Credit Ratings as at 30-Jun-24

A	8.60%
BBB	14.84%
	23.44%

Source: Maybank Asset Management Sdn. Bhd.

The yield of the distributions are calculated based on the total dividend payout/ex-distribution NAV.

The term "Maybank AM" used herein refers to Maybank Asset Management. This Fund Fact Sheet ("FFS") is for informational purpose only. You should seek your own financial advice from a licensed adviser before investing in this Fund. Maybank AM does not make any representations or warranties of any kind express or implied, about the completeness, accuracy, reliability, suitability or availability with respect to the information contained herein.

Investors are advised to read and understand the contents of First Supplementary Prospectus dated 8 January 2024 and must be read together with the Prospectus dated 8 May 2023 which supercedes the Prospectus dated 17 June 2019 as amended by the First Supplementary Prospectus dated 15 June 2020, the Second Supplementary Prospectus dated 17 September 2020, the Third Supplementary Prospectus dated 22 February 2021, the Fourth Prospectus dated 3 August 2022 and the Fund's Product Highlights Sheets ("PHS") before investing. The Prospectus and PHS are available at our nearest representative offices and investors have the right to request for a copy of the Prospectus and PHS. The Prospectus has been registered with the Securities Commission Malaysia who takes no responsibility for its contents.

You should be aware that investments in unit trust funds carry risks. An outline of the risks are contained in the Prospectus. Unit prices and income distribution, if any, may rise or fall. Past performance of a fund is not an indicative of future performance. Please consider the fees and charges involved before investing. Units will be issued upon receipt of completed application form accompanying the Prospectus and subject to terms and conditions therein.

In no event shall Maybank AM be liable for any loss or damages howsoever arising whether in contract, tort, negligence, strict liability or any other basis, including without limitation, direct or indirect, special, incidental, consequential or punitive damages arising i) from incompleteness, inaccuracy, unreliability, unsuitability or unavailability with respect to this FFS and/or reliance thereon; or ii) from reproduction or use of the information/copyright/trademark contained in the FFS.

SC's approval or authorisation, or the registration, lodgement or submission of the Prospectus/ Information Memorandum does not amount to nor indicate that the SC has recommended or endorsed the Fund or the Fund Fact Sheet.

FUND OBJECTIVE

The Maybank Global Mixed Assets-I Fund - Class MYR Hedged (Institutional) (Distribution) ("MGMAIGMYRHID" or "the Fund") is a mixed assets fund that seeks to achieve a target net return of 6% per annum in USD terms over Medium to Long Term.

Any material changes to the investment objective of the Fund would require Unit Holders' approval.

FUND INFORMATION

Fund Category

Mixed Assets

Fund Type

Growth

Launch Date

3-Aug-22

Inception Date

12-Aug-22

Benchmark

Absolute return of 6% per annum (in USD term), net of fees, over medium to long term.

NAV Per Unit

RM 1.0000

Class Size

#N/A

Total Fund Size (all classes)

RM 797.99 million

Distribution Policy

Subject to availability of income, the Fund endeavours to distribute income on an annual basis. Distribution will be made from realised income and / or gain.

Initial Offer Price (IOP)

RM1.0000

Sales Charge

Nil

Redemption Charge

Nil

Annual Management Fee

Up to 0.50% per annum of the NAV of the Class

Annual Trustee Fee

Up to 0.045% per annum of the Nav of the Fund, subject to a minimum fee of RM6,000 per annum (excluding foreign custodian fees and charge) accrued daily and paid monthly to the Trustee.

Min. Initial Investment

RM1,000,000 or such other amount as determined by the Manager from time to time.

Min. Additional Investment

RM10,000 or such other amount as determined by the Manager from time to time.

Cut-off time for injection / Withdrawal

4.00 p.m. on a Business Day as stated in Prospectus / Information Memorandum. Do note that times may differ from respective distributors.

Period of payment after withdrawal

Within 7 business days

Financial Year End

31-Oct

Portfolio Yield

5.30%

Portfolio Duration

4.34 years

Performance Record as at 30-Jun-24

Not Applicable

** Performance record from 12 Aug 22 - 30 Jun 24, income reinvested, calculated in MYR

** Inclusive of distribution since inception (if any)

Source: Novagni Analytics and Advisory Sdn. Bhd.

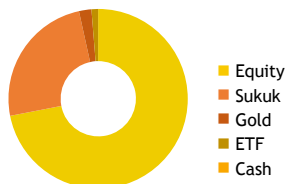
Performance (%) Return as at 30-Jun-24

Total Return	YTD	1 Mth	3 Mth	6 Mth	1 Yr	3 Yr	5 Yr	SI
Fund	-	-	-	-	-	-	-	-
Benchmark	-	-	-	-	-	-	-	-

	Annualised Return			Calendar Year Return				
	3 Yr	5 Yr	SI	2023	2022	2021	2020	2019
Fund	-	-	-	-	-	-	-	-
Benchmark	-	-	-	-	-	-	-	-

Source: Novagni Analytics and Advisory Sdn. Bhd.

Asset Allocation as at 30-Jun-24



Source: Maybank Asset Management Sdn. Bhd.

Sector Allocation as at 30-Jun-24

Sukuk	Equities
Sovereign 7.63%	Information Technology 23.76%
Banks 4.38%	Health Care 9.07%
Electric 4.30%	Consumer Discretionary 8.53%
Commercial Services 2.63%	Industrials 8.41%
Telecommunications 2.13%	Communication 5.40%
Real Estate 1.62%	Consumer Staples 4.88%
Oil&Gas 0.75%	Financials 3.56%
23.44%	Energy 3.33%
	Materials 1.59%
	68.53%

Source: Maybank Asset Management Sdn. Bhd.

Country Allocation as at 30-Jun-24

Sukuk	Equities
Saudi Arabia 6.60%	United States 44.23%
Malaysia 5.81%	Japan 3.62%
United Arab Emirates 5.78%	Britain 3.39%
Indonesia 4.79%	France 2.81%
Kuwait 0.46%	Taiwan 2.32%
23.44%	Denmark 2.10%
	Germany 1.58%
	Netherlands 1.42%
	Canada 1.29%
	South Korea 1.23%
	Switzerland 1.16%
	Others 3.38%
	68.53%

Source: Maybank Asset Management Sdn. Bhd.

Top 5 Holdings as at 30-Jun-24

Sukuk	Equities
PERUSAHAAN PENERBIT SBSN INDONESIA III 2.800% 23.06.30 1.91%	
DP WORLD CRESCENT 3.875% 18.07.29 1.60%	
MALAYSIA WAKALA SUKUK 2.070% 04/28/31 1.50%	
PERUSAHAAN PENERBIT SBSN INDONESIA III 2.550% 09.06.31 1.50%	
AXIATA SPV2 2.163% 19.08.30 1.49%	
	Equities
	NVIDIA CORP 4.09%
	ALPHABET INC 3.79%
	MICROSOFT CORP 3.73%
	AMAZON.COM INC 2.52%
	TAIWAN SEMICONDUCTOR MANUFACTURING CO LTD 2.32%

Source: Maybank Asset Management Sdn. Bhd.

Credit Ratings as at 30-Jun-24

A	8.60%
BBB	14.84%
	23.44%

Source: Maybank Asset Management Sdn. Bhd.

The yield of the distributions are calculated based on the total dividend payout/ex-distribution NAV.

The term "Maybank AM" used herein refers to Maybank Asset Management. This Fund Fact Sheet ("FFS") is for informational purpose only. You should seek your own financial advice from a licensed adviser before investing in this Fund. Maybank AM does not make any representations or warranties of any kind express or implied, about the completeness, accuracy, reliability, suitability or availability with respect to the information contained herein.

Investors are advised to read and understand the contents of First Supplementary Prospectus dated 8 January 2024 and must be read together with the Prospectus dated 8 May 2023 which supercedes the Prospectus dated 17 June 2019 as amended by the First Supplementary Prospectus dated 15 June 2020, the Second Supplementary Prospectus dated 17 September 2020, the Third Supplementary Prospectus dated 22 February 2021, the Fourth Prospectus dated 3 August 2022 and the Fund's Product Highlights Sheets ("PHS") before investing. The Prospectus and PHS are available at our nearest representative offices and investors have the right to request for a copy of the Prospectus and PHS. The Prospectus has been registered with the Securities Commission Malaysia who takes no responsibility for its contents.

You should be aware that investments in unit trust funds carry risks. An outline of the risks are contained in the Prospectus. Unit prices and income distribution, if any, may rise or fall. Past performance of a fund is not an indicative of future performance. Please consider the fees and charges involved before investing. Units will be issued upon receipt of completed application form accompanying the Prospectus and subject to terms and conditions therein.

In no event shall Maybank AM be liable for any loss or damages howsoever arising whether in contract, tort, negligence, strict liability or any other basis, including without limitation, direct or indirect, special, incidental, consequential or punitive damages arising i) from incompleteness, inaccuracy, unreliability, unsuitability or unavailability with respect to this FFS and/or reliance thereon; or ii) from reproduction or use of the information/copyright/trademark contained in the FFS.

SC's approval or authorisation, or the registration, lodgement or submission of the Prospectus/ Information Memorandum does not amount to nor indicate that the SC has recommended or endorsed the Fund or the Fund Fact Sheet.



FUND OBJECTIVE

The Maybank Global Mixed Assets-I Fund - Class E SGD (Hedged) ("MGMAIESGDH" or "the Fund") is a mixed assets fund that seeks to achieve a target net return of 6% per annum in USD terms over Medium to Long Term.

Any material changes to the investment objective of the Fund would require Unit Holders' approval.

FUND INFORMATION

Fund Category

Mixed Assets

Fund Type

Growth

Launch Date

15-Jun-20

Inception Date

15-Jun-20

Benchmark

Absolute return of 6% per annum (in USD term), net of fees, over medium to long term.

NAV Per Unit

SGD 1.1340

Class Size

SGD 9.30 million

Total Fund Size (all classes)

RM 797.99 million

Distribution Policy

Subject to availability of income, the Fund endeavours to distribute income on an annual basis.

Distribution will be made from realised income and / or gain.

Initial Offer Price (IOP)

N/A

Sales Charge

Up to 5.00% of the NAV per Unit of each Class

Redemption Charge

Nil

Annual Management Fee

Up to 1.80% per annum of the NAV of each Class

Annual Trustee Fee

Up to 0.045% per annum of the Nav of the Fund, subject to a minimum fee of RM6,000 per annum (excluding foreign custodian fees and charge) accrued daily and paid monthly to the Trustee.

Min. Initial Investment

SGD1,000 or such other amount as determined by the Manager from time to time.

Min. Additional Investment

SGD100 or such other amount as determined by the Manager from time to time.

Cut-off time for injection / Withdrawal

4.00 p.m. on a Business Day as stated in Prospectus / Information Memorandum. Do note that times may differ from respective distributors.

Period of payment after withdrawal

Within 7 business days

Financial Year End

31-Oct

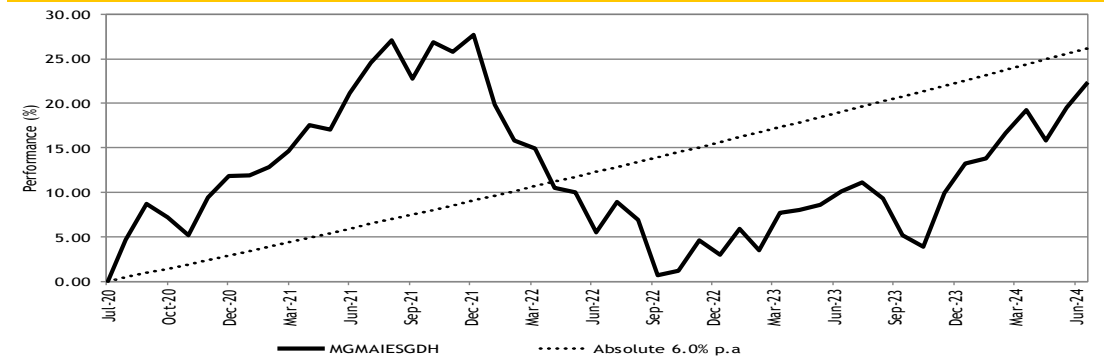
Portfolio Yield

5.30%

Portfolio Duration

4.34 years

Performance Record as at 30-Jun-24



** Performance record from 3 Jul 20 - 30 Jun 24, income reinvested, calculated in SGD

** Inclusive of distribution since inception (if any)

Source: Novagmi Analytics and Advisory Sdn. Bhd.

Performance (%) Return as at 30-Jun-24

Total Return	YTD	1 Mth	3 Mth	6 Mth	1 Yr	3 Yr	5 Yr	SI
Fund	8.07	2.35	2.58	8.07	11.11	0.98	-	22.33
Benchmark	2.94	0.48	1.46	2.94	6.01	19.11	-	26.19

	Annualised Return			Calendar Year Return				
	3 Yr	5 Yr	SI	2023	2022	2021	2020*	2019
Fund	0.33	-	5.18	9.94	-19.35	14.21	11.79	-
Benchmark	6.00	-	6.00	6.00	6.00	6.00	2.92	-

*since commencement till 31 Dec 2020


Source: Novagmi Analytics and Advisory Sdn. Bhd.

Income Distribution History

Date	Gross (sen)	Yield (%)	Total yield (%)
27/10/2023	3.20	3.34	3.34
27/10/2021	0.60	0.50	0.50
29/09/2020	4.00	3.88	3.88

Source: Maybank Asset Management Sdn. Bhd.

Asset Allocation as at 30-Jun-24



Source: Maybank Asset Management Sdn. Bhd.

Sector Allocation as at 30-Jun-24

Sukuk	Equities
Sovereign 7.63%	Information Technology 23.76%
Banks 4.38%	Health Care 9.07%
Electric 4.30%	Consumer Discretionary 8.53%
Commercial Services 2.63%	Industrials 8.41%
Telecommunications 2.13%	Communication 5.40%
Real Estate 1.62%	Consumer Staples 4.88%
Oil&Gas 0.75%	Financials 3.56%
	Energy 3.33%
	Materials 1.59%
	68.53%

Source: Maybank Asset Management Sdn. Bhd.

Country Allocation as at 30-Jun-24

Sukuk	Equities
Saudi Arabia 6.60%	United States 44.23%
Malaysia 5.81%	Japan 3.62%
United Arab Emirates 5.78%	Britain 3.39%
Indonesia 4.79%	France 2.81%
Kuwait 0.46%	Taiwan 2.32%
23.44%	Denmark 2.10%
	Germany 1.58%
	Netherlands 1.42%
	Canada 1.29%
	South Korea 1.23%
	Switzerland 1.16%
	Others 3.38%
	68.53%

Source: Maybank Asset Management Sdn. Bhd.

Top 5 Holdings as at 30-Jun-24

Sukuk	Equities
PERUSAHAAN PENERBIT SBSN INDONESIA III 2.800% 23.06.30 1.91%	NVIDIA CORP 4.09%
DP WORLD CRESCENT 3.875% 18.07.29 1.60%	ALPHABET INC 3.79%
MALAYSIA WAKALA SUKUK 2.070% 04/28/31 1.50%	MICROSOFT CORP 3.73%
PERUSAHAAN PENERBIT SBSN INDONESIA III 2.550% 09.06.31 1.50%	AMAZON.COM INC 2.52%
AXIATA SPV2 2.163% 19.08.30 1.49%	TAIWAN SEMICONDUCTOR MANUFACTURING CO LTD 2.32%

Source: Maybank Asset Management Sdn. Bhd.

Credit Ratings as at 30-Jun-24

A	8.60%
BBB	14.84%
	23.44%

Source: Maybank Asset Management Sdn. Bhd.



The yield of the distributions are calculated based on the total dividend payout/ex-distribution NAV.

Based on the fund's portfolio returns as at 30 June 2024, the Volatility Factor (VF) for this fund is 10.24 and is classified as "Moderate". (Source: Lipper). "Moderate" includes funds with VF that are above 8.74 and less than or equal to 11.415 (source: Lipper). The VF means there is a possibility for the fund in generating an upside return or downside return around this VF. The Volatility Class (VC) is assigned by Lipper based on quintile ranks of VF for qualified funds. VF is subject to monthly revision and VC will be revised every six months. The fund's portfolio may have changed since this date and there is no guarantee that the fund will continue to have the same VF or VC in the future. Presently, only funds launched in the market for at least 36 months will display the VF and its VC.

The term "Maybank AM" used herein refers to Maybank Asset Management. This Fund Fact Sheet ("FFS") is for informational purpose only. You should seek your own financial advice from a licensed adviser before investing in this Fund. Maybank AM does not make any representations or warranties of any kind express or implied, about the completeness, accuracy, reliability, suitability or availability with respect to the information contained herein.

Investors are advised to read and understand the contents of First Supplementary Prospectus dated 8 January 2024 and must be read together with the Prospectus dated 8 May 2023 which supercedes the Prospectus dated 17 June 2019 as amended by the First Supplementary Prospectus dated 15 June 2020, the Second Supplementary Prospectus dated 17 September 2020, the Third Supplementary Prospectus dated 22 February 2021, the Fourth Prospectus dated 3 August 2022 and the Fund's Product Highlights Sheets ("PHS") before investing. The Prospectus and PHS are available at our nearest representative offices and investors have the right to request for a copy of the Prospectus and PHS. The Prospectus has been registered with the Securities Commission Malaysia who takes no responsibility for its contents.

You should be aware that investments in unit trust funds carry risks. An outline of the risks are contained in the Prospectus. Unit prices and income distribution, if any, may rise or fall. Past performance of a fund is not an indicative of future performance. Please consider the fees and charges involved before investing. Units will be issued upon receipt of completed application form accompanying the Prospectus and subject to terms and conditions therein.

In no event shall Maybank AM be liable for any loss or damages howsoever arising whether in contract, tort, negligence, strict liability or any other basis, including without limitation, direct or indirect, special, incidental, consequential or punitive damages arising i) from incompleteness, inaccuracy, unreliability, unsuitability or unavailability with respect to this FFS and/or reliance thereon; or ii) from reproduction or use of the information/copyright/trademark contained in the FFS.

SC's approval or authorisation, or the registration, lodgement or submission of the Prospectus/ Information Memorandum does not amount to nor indicate that the SC has recommended or endorsed the Fund or the Fund Fact Sheet.



FUND OBJECTIVE

The Maybank Global Mixed Assets-I Fund - Class D AUD (Hedged) ("MGMAIDAUDH" or "the Fund") is a mixed assets fund that seeks to achieve a target net return of 6% per annum in USD terms over Medium to Long Term.

Any material changes to the investment objective of the Fund would require Unit Holders' approval.

FUND INFORMATION

Fund Category

Mixed Assets

Fund Type

Growth

Launch Date

15-Jun-20

Inception Date

15-Jun-20

Benchmark

Absolute return of 6% per annum (in USD term), net of fees, over medium to long term.

NAV Per Unit

AUD 1.1431

Class Size

AUD 8.70 million

Total Fund Size (all classes)

RM 797.99 million

Distribution Policy

Subject to availability of income, the Fund endeavours to distribute income on an annual basis.

Distribution will be made from realised income and / or gain.

Initial Offer Price (IOP)

N/A

Sales Charge

Up to 5.00% of the NAV per Unit of each Class

Redemption Charge

Nil

Annual Management Fee

Up to 1.80% per annum of the NAV of each Class

Annual Trustee Fee

Up to 0.045% per annum of the Nav of the Fund, subject to a minimum fee of RM6,000 per annum (excluding foreign custodian fees and charge) accrued daily and paid monthly to the Trustee.

Min. Initial Investment

AUD1,000 or such other amount as determined by the Manager from time to time.

Min. Additional Investment

AUD100 or such other amount as determined by the Manager from time to time.

Cut-off time for injection /

Withdrawal

4.00 p.m. on a Business Day as stated in Prospectus / Information Memorandum. Do note that times may differ from respective distributors.

Period of payment after

withdrawal

Within 7 business days

Financial Year End

31-Oct

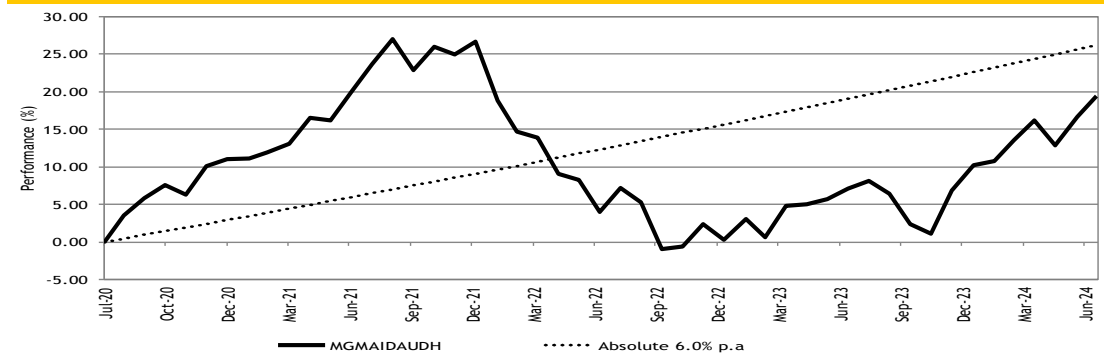
Portfolio Yield

5.30%

Portfolio Duration

4.34 years

Performance Record as at 30-Jun-24



** Performance record from 3 Jul 20 - 30 Jun 24, income reinvested, calculated in AUD

** Inclusive of distribution since inception (if any)

Source: Novagmi Analytics and Advisory Sdn. Bhd.

Performance (%) Return as at 30-Jun-24

Total Return	YTD	1 Mth	3 Mth	6 Mth	1 Yr	3 Yr	5 Yr	SI
Fund	8.34	2.34	2.75	8.34	11.50	-0.48	-	19.34
Benchmark	2.94	0.48	1.46	2.94	6.01	19.11	-	26.19

	Annualised Return			Calendar Year Return				
	3 Yr	5 Yr	SI	2023	2022	2021	2020*	2019
Fund	-0.16	-	4.53	9.78	-20.79	14.13	10.99	-
Benchmark	6.00	-	6.00	6.00	6.00	6.00	2.92	-

*since commencement till 31 Dec 2020


Source: Novagmi Analytics and Advisory Sdn. Bhd.

Income Distribution History

Date	Gross (sen)	Yield (%)	Total yield (%)
27/10/2021	0.60	0.50	0.50
29/09/2020	4.00	3.88	3.88

Source: Maybank Asset Management Sdn. Bhd.

Asset Allocation as at 30-Jun-24



Source: Maybank Asset Management Sdn. Bhd.

Sector Allocation as at 30-Jun-24

Sukuk	Equities
Sovereign 7.63%	Information Technology 23.76%
Banks 4.38%	Health Care 9.07%
Electric 4.30%	Consumer Discretionary 8.53%
Commercial Services 2.63%	Industrials 8.41%
Telecommunications 2.13%	Communication 5.40%
Real Estate 1.62%	Consumer Staples 4.88%
Oil&Gas 0.75%	Financials 3.56%
23.44%	Energy 3.33%
	Materials 1.59%
	68.53%

Source: Maybank Asset Management Sdn. Bhd.

Country Allocation as at 30-Jun-24

Sukuk	Equities
Saudi Arabia 6.60%	United States 44.23%
Malaysia 5.81%	Japan 3.62%
United Arab Emirates 5.78%	Britain 3.39%
Indonesia 4.79%	France 2.81%
Kuwait 0.46%	Taiwan 2.32%
23.44%	Denmark 2.10%
	Germany 1.58%
	Netherlands 1.42%
	Canada 1.29%
	South Korea 1.23%
	Switzerland 1.16%
	Others 3.38%
	68.53%

Source: Maybank Asset Management Sdn. Bhd.

Top 5 Holdings as at 30-Jun-24

Sukuk	Equities
PERUSAHAAN PENERBIT SBSN INDONESIA III 2.800% 23.06.30 1.91%	NVIDIA CORP 4.09%
DP WORLD CRESCENT 3.875% 18.07.29 1.60%	ALPHABET INC 3.79%
MALAYSIA WAKALA SUKUK 2.070% 04/28/31 1.50%	MICROSOFT CORP 3.73%
PERUSAHAAN PENERBIT SBSN INDONESIA III 2.550% 09.06.31 1.50%	AMAZON.COM INC 2.52%
AXIATA SPV2 2.163% 19.08.30 1.49%	TAIWAN SEMICONDUCTOR MANUFACTURING CO LTD 2.32%

Source: Maybank Asset Management Sdn. Bhd.

Credit Ratings as at 30-Jun-24

A	8.60%
BBB	14.84%
	23.44%

Source: Maybank Asset Management Sdn. Bhd.



The yield of the distributions are calculated based on the total dividend payout/ex-distribution NAV.

Based on the fund's portfolio returns as at 30 June 2024, the Volatility Factor (VF) for this fund is 14.07 and is classified as "High". (Source: Lipper). "High" includes funds with VF that are above 11.415 and less than or equal to 15.88 (source: Lipper). The VF means there is a possibility for the fund in generating an upside return or downside return around this VF. The Volatility Class (VC) is assigned by Lipper based on quintile ranks of VF for qualified funds. VF is subject to monthly revision and VC will be revised every six months. The fund's portfolio may have changed since this date and there is no guarantee that the fund will continue to have the same VF or VC in the future. Presently, only funds launched in the market for at least 36 months will display the VF and its VC.

The term "Maybank AM" used herein refers to Maybank Asset Management. This Fund Fact Sheet ("FFS") is for informational purpose only. You should seek your own financial advice from a licensed adviser before investing in this Fund. Maybank AM does not make any representations or warranties of any kind express or implied, about the completeness, accuracy, reliability, suitability or availability with respect to the information contained herein.

Investors are advised to read and understand the contents of First Supplementary Prospectus dated 8 January 2024 and must be read together with the Prospectus dated 8 May 2023 which supercedes the Prospectus dated 17 June 2019 as amended by the First Supplementary Prospectus dated 15 June 2020, the Second Supplementary Prospectus dated 17 September 2020, the Third Supplementary Prospectus dated 22 February 2021, the Fourth Prospectus dated 3 August 2022 and the Fund's Product Highlights Sheets ("PHS") before investing. The Prospectus and PHS are available at our nearest representative offices and investors have the right to request for a copy of the Prospectus and PHS. The Prospectus has been registered with the Securities Commission Malaysia who takes no responsibility for its contents.

You should be aware that investments in unit trust funds carry risks. An outline of the risks are contained in the Prospectus. Unit prices and income distribution, if any, may rise or fall. Past performance of a fund is not an indicative of future performance. Please consider the fees and charges involved before investing. Units will be issued upon receipt of completed application form accompanying the Prospectus and subject to terms and conditions therein.

In no event shall Maybank AM be liable for any loss or damages howsoever arising whether in contract, tort, negligence, strict liability or any other basis, including without limitation, direct or indirect, special, incidental, consequential or punitive damages arising i) from incompleteness, inaccuracy, unreliability, unsuitability or unavailability with respect to this FFS and/or reliance thereon; or ii) from reproduction or use of the information/copyright/trademark contained in the FFS.

SC's approval or authorisation, or the registration, lodgement or submission of the Prospectus/ Information Memorandum does not amount to nor indicate that the SC has recommended or endorsed the Fund or the Fund Fact Sheet.



FUND OBJECTIVE

The Maybank Global Mixed Assets-I Fund - Class C USD ("MGMAICUSD" or "the Fund") is a mixed assets fund that seeks to achieve a target net return of 6% per annum in USD terms over Medium to Long Term.

Any material changes to the investment objective of the Fund would require Unit Holders' approval.

FUND INFORMATION

Fund Category

Mixed Assets

Fund Type

Growth

Launch Date

17-Jun-19

Benchmark

Absolute return of 6% per annum (in USD term), net of fees, over medium to long term.

NAV Per Unit

USD 1.2705

Class Size

USD 12.80 million

Total Fund Size (all classes)

RM 797.99 million

Distribution Policy

Subject to availability of income, the Fund endeavours to distribute income on an annual basis. Distribution will be made from realised income and / or gain.

Initial Offer Price (IOP)

N/A

Sales Charge

Up to 5.00% of the NAV per Unit of each Class

Redemption Charge

Nil

Annual Management Fee

Up to 1.80% per annum of the NAV of each Class

Annual Trustee Fee

Up to 0.045% per annum of the Nav of the Fund, subject to a minimum fee of RM6,000 per annum (excluding foreign custodian fees and charge) accrued daily and paid monthly to the Trustee.

Min. Initial Investment

USD1,000 or such other amount as determined by the Manager from time to time.

Min. Additional Investment

USD100 or such other amount as determined by the Manager from time to time.

Cut-off time for injection / Withdrawal

4.00 p.m. on a Business Day as stated in Prospectus / Information Memorandum. Do note that times may differ from respective distributors.

Period of payment after withdrawal

Within 7 business days

Financial Year End

31-Oct

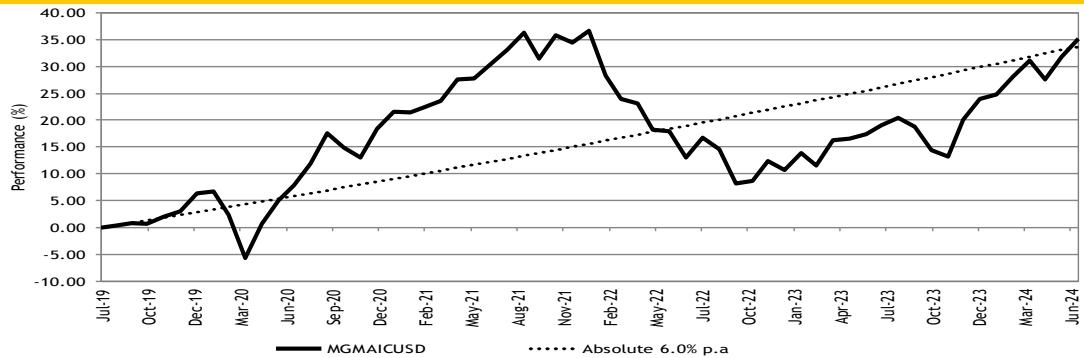
Portfolio Yield

5.30%

Portfolio Duration

4.34 years

Performance Record as at 30-Jun-24



** Performance record from 7 Jul 19 - 30 Jun 24, income reinvested, calculated in USD

** Inclusive of distribution since inception (if any)

Source: Novagmi Analytics and Advisory Sdn. Bhd.

Performance (%) Return as at 30-Jun-24

Total Return	YTD	1 Mth	3 Mth	6 Mth	1 Yr	3 Yr	5 Yr	SI
Fund	9.10	2.49	3.06	9.10	13.41	3.65	-	35.12
Benchmark	2.94	0.48	1.46	2.94	6.01	19.11	-	33.68

	Annualised Return			Calendar Year Return				
	3 Yr	5 Yr	SI	2023	2022	2021	2020	2019*
Fund	1.20	-	6.22	11.90	-18.96	12.33	14.36	6.30
Benchmark	6.00	-	5.99	6.00	6.00	6.00	6.00	2.87

*since commencement till 31 Dec 2019


Source: Novagmi Analytics and Advisory Sdn. Bhd.

Income Distribution History

Date	Gross (sen)	Yield (%)	Total yield (%)
27/10/2023	2.00	1.89	1.89
27/10/2021	0.95	0.73	0.73
29/09/2020	4.00	3.62	3.62

Source: Maybank Asset Management Sdn. Bhd.

Asset Allocation as at 30-Jun-24



Source: Maybank Asset Management Sdn. Bhd.

Sector Allocation as at 30-Jun-24

Sukuk	Equities
Sovereign 7.63%	Information Technology 23.76%
Banks 4.38%	Health Care 9.07%
Electric 4.30%	Consumer Discretionary 8.53%
Commercial Services 2.63%	Industrials 8.41%
Telecommunications 2.13%	Communication 5.40%
Real Estate 1.62%	Consumer Staples 4.88%
Oil&Gas 0.75%	Financials 3.56%
<u>23.44%</u>	Energy 3.33%
	Materials 1.59%
	<u>68.53%</u>

Source: Maybank Asset Management Sdn. Bhd.

Country Allocation as at 30-Jun-24

Sukuk	Equities
Saudi Arabia 6.60%	United States 44.23%
Malaysia 5.81%	Japan 3.62%
United Arab Emirates 5.78%	Britain 3.39%
Indonesia 4.79%	France 2.81%
Kuwait 0.46%	Taiwan 2.32%
<u>23.44%</u>	Denmark 2.10%
	Germany 1.58%
	Netherlands 1.42%
	Canada 1.29%
	South Korea 1.23%
	Switzerland 1.16%
	Others 3.38%
	<u>68.53%</u>

Source: Maybank Asset Management Sdn. Bhd.

Top 5 Holdings as at 30-Jun-24

Sukuk	Equities
PERUSAHAAN PENERBIT SBSN INDONESIA III 2.800% 23.06.30 1.91%	
DP WORLD CRESCENT 3.875% 18.07.29 1.60%	
MALAYSIA WAKALA SUKUK 2.070% 04/28/31 1.50%	
PERUSAHAAN PENERBIT SBSN INDONESIA III 2.550% 09.06.31 1.50%	
AXIATA SPV2 2.163% 19.08.30 1.49%	
	NVIDIA CORP 4.09%
	ALPHABET INC 3.79%
	MICROSOFT CORP 3.73%
	AMAZON.COM INC 2.52%
	TAIWAN SEMICONDUCTOR MANUFACTURING CO LTD 2.32%

Source: Maybank Asset Management Sdn. Bhd.

Credit Ratings as at 30-Jun-24

A	8.60%
BBB	14.84%
	<u>23.44%</u>

Source: Maybank Asset Management Sdn. Bhd.



The yield of the distributions are calculated based on the total dividend payout/ex-distribution NAV.

Based on the fund's portfolio returns as at 30 June 2024, the Volatility Factor (VF) for this fund is 8.90 and is classified as "Moderate". (Source: Lipper). "Moderate" includes funds with VF that are above 8.74 and less than or equal to 11.415 (source: Lipper). The VF means there is a possibility for the fund in generating an upside return or downside return around this VF. The Volatility Class (VC) is assigned by Lipper based on quintile ranks of VF for qualified funds. VF is subject to monthly revision and VC will be revised every six months. The fund's portfolio may have changed since this date and there is no guarantee that the fund will continue to have the same VF or VC in the future. Presently, only funds launched in the market for at least 36 months will display the VF and its VC.

The term "Maybank AM" used herein refers to Maybank Asset Management. This Fund Fact Sheet ("FFS") is for informational purpose only. You should seek your own financial advice from a licensed adviser before investing in this Fund. Maybank AM does not make any representations or warranties of any kind express or implied, about the completeness, accuracy, reliability, suitability or availability with respect to the information contained herein.

Investors are advised to read and understand the contents of First Supplementary Prospectus dated 8 January 2024 and must be read together with the Prospectus dated 8 May 2023 which supercedes the Prospectus dated 17 June 2019 as amended by the First Supplementary Prospectus dated 15 June 2020, the Second Supplementary Prospectus dated 17 September 2020, the Third Supplementary Prospectus dated 22 February 2021, the Fourth Prospectus dated 3 August 2022 and the Fund's Product Highlights Sheets ("PHS") before investing. The Prospectus and PHS are available at our nearest representative offices and investors have the right to request for a copy of the Prospectus and PHS. The Prospectus has been registered with the Securities Commission Malaysia who takes no responsibility for its contents.

You should be aware that investments in unit trust funds carry risks. An outline of the risks are contained in the Prospectus. Unit prices and income distribution, if any, may rise or fall. Past performance of a fund is not an indicative of future performance. Please consider the fees and charges involved before investing. Units will be issued upon receipt of completed application form accompanying the Prospectus and subject to terms and conditions therein.

In no event shall Maybank AM be liable for any loss or damages howsoever arising whether in contract, tort, negligence, strict liability or any other basis, including without limitation, direct or indirect, special, incidental, consequential or punitive damages arising i) from incompleteness, inaccuracy, unreliability, unsuitability or unavailability with respect to this FFS and/or reliance thereon; or ii) from reproduction or use of the information/copyright/trademark contained in the FFS.

SC's approval or authorisation, or the registration, lodgement or submission of the Prospectus/ Information Memorandum does not amount to nor indicate that the SC has recommended or endorsed the Fund or the Fund Fact Sheet.



FUND OBJECTIVE

The Maybank Global Mixed Assets-I Fund - Class G USD (Institutional) (Distribution) ("MGMAIGUSDII" or "the Fund") is a mixed assets fund that seeks to achieve a target net return of 6% per annum in USD terms over Medium to Long Term.
Any material changes to the investment objective of the Fund would require Unit Holders' approval.

FUND INFORMATION

Fund Category

Mixed Assets

Fund Type

Growth

Launch Date

17-Sep-20

Inception Date

17-Sep-20

Benchmark

Absolute return of 6% per annum (in USD term), net of fees, over medium to long term.

NAV Per Unit

USD 1.7801

Class Size

USD 1,794.31

Total Fund Size (all classes)

RM 797.99 million

Distribution Policy

Subject to availability of income, the Fund endeavours to distribute income on an annual basis. Distribution will be made from realised income and / or gain.

Initial Offer Price (IOP)

N/A

Sales Charge

Nil

Redemption Charge

Nil

Annual Management Fee

Up to 0.50% per annum of the NAV of the Class

Annual Trustee Fee

Up to 0.045% per annum of the Nav of the Fund, subject to a minimum fee of RM6,000 per annum (excluding foreign custodian fees and charge) accrued daily and paid monthly to the Trustee.

Min. Initial Investment

USD1,000,000 or such other amount as determined by the Manager from time to time.

Min. Additional Investment

USD10,000 or such other amount as determined by the Manager from time to time.

Cut-off time for injection / Withdrawal

4.00 p.m. on a Business Day as stated in Prospectus / Information Memorandum. Do note that times may differ from respective distributors.

Period of payment after withdrawal

Within 7 business days

Financial Year End

31-Oct

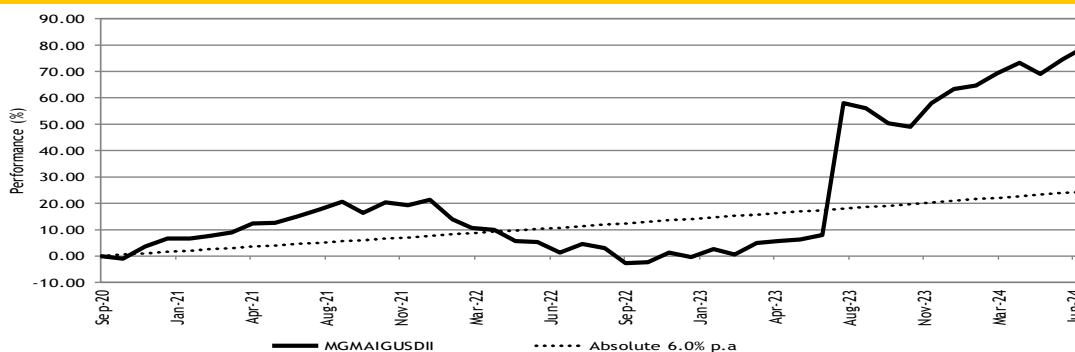
Portfolio Yield

5.30%

Portfolio Duration

4.34 years

Performance Record as at 30-Jun-24



** Performance record from 30 Sep 20 - 30 Jun 24, income reinvested, calculated in USD

** Inclusive of distribution since inception (if any)

Source: Novagmi Analytics and Advisory Sdn. Bhd.

Performance (%) Return as at 30-Jun-24

Total Return	YTD	1 Mth	3 Mth	6 Mth	1 Yr	3 Yr	5 Yr	SI
Fund	9.84	2.61	3.42	9.84	66.15	56.00	-	79.43
Benchmark	2.94	0.48	1.46	2.94	6.01	19.11	-	24.41

	Annualised Return			Calendar Year Return				
	3 Yr	5 Yr	SI	2023	2022	2021	2020*	2019
Fund	15.98	-	16.87	63.91	-17.86	13.85	6.58	-
Benchmark	6.00	-	6.00	6.00	6.00	6.00	1.48	-

*since commencement till 31 Dec 2020


Source: Novagmi Analytics and Advisory Sdn. Bhd.

Income Distribution History

Date	Gross (sen)	Yield (%)	Total yield (%)
27/10/2021	0.95	0.80	0.80

Source: Maybank Asset Management Sdn. Bhd.

Asset Allocation as at 30-Jun-24



Source: Maybank Asset Management Sdn. Bhd.

Sector Allocation as at 30-Jun-24

Sukuk	Equities
Sovereign 7.63%	Information Technology 23.76%
Banks 4.38%	Health Care 9.07%
Electric 4.30%	Consumer Discretionary 8.53%
Commercial Services 2.63%	Industrials 8.41%
Telecommunications 2.13%	Communication 5.40%
Real Estate 1.62%	Consumer Staples 4.88%
Oil&Gas 0.75%	Financials 3.56%
<u>23.44%</u>	Energy 3.33%
	Materials 1.59%
	<u>68.53%</u>

Source: Maybank Asset Management Sdn. Bhd.

Country Allocation as at 30-Jun-24

Sukuk	Equities
Saudi Arabia 6.60%	United States 44.23%
Malaysia 5.81%	Japan 3.62%
United Arab Emirates 5.78%	Britain 3.39%
Indonesia 4.79%	France 2.81%
Kuwait 0.46%	Taiwan 2.32%
<u>23.44%</u>	Denmark 2.10%
	Germany 1.58%
	Netherlands 1.42%
	Canada 1.29%
	South Korea 1.23%
	Switzerland 1.16%
	Others 3.38%
	<u>68.53%</u>

Source: Maybank Asset Management Sdn. Bhd.

Top 5 Holdings as at 30-Jun-24

Sukuk	Equities
PERUSAHAAN PENERBIT SBSN INDONESIA III 2.800% 23.06.30 1.91%	NVIDIA CORP 4.09%
DP WORLD CRESCENT 3.875% 18.07.29 1.60%	ALPHABET INC 3.79%
MALAYSIA WAKALA SUKUK 2.070% 04/28/31 1.50%	MICROSOFT CORP 3.73%
PERUSAHAAN PENERBIT SBSN INDONESIA III 2.550% 09.06.31 1.50%	AMAZON.COM INC 2.52%
AXIATA SPV2 2.163% 19.08.30 1.49%	TAIWAN SEMICONDUCTOR MANUFACTURING CO LTD 2.32%

Source: Maybank Asset Management Sdn. Bhd.

Credit Ratings as at 30-Jun-24

A	8.60%
BBB	14.84%
	<u>23.44%</u>

Source: Maybank Asset Management Sdn. Bhd.



The yield of the distributions are calculated based on the total dividend payout/ex-distribution NAV.

Based on the fund's portfolio returns as at 30 June 2024, the Volatility Factor (VF) for this fund is 25.11 and is classified as "Very High". (Source: Lipper). "Very High" includes funds with VF that are above 15.88 (source: Lipper). The VF means there is a possibility for the fund in generating an upside return or downside return around this VF. The Volatility Class (VC) is assigned by Lipper based on quintile ranks of VF for qualified funds. VF is subject to monthly revision and VC will be revised every six months. The fund's portfolio may have changed since this date and there is no guarantee that the fund will continue to have the same VF or VC in the future. Presently, only funds launched in the market for at least 36 months will display the VF and its VC.

The term "Maybank AM" used herein refers to Maybank Asset Management. This Fund Fact Sheet ("FFS") is for informational purpose only. You should seek your own financial advice from a licensed adviser before investing in this Fund. Maybank AM does not make any representations or warranties of any kind express or implied, about the completeness, accuracy, reliability, suitability or availability with respect to the information contained herein.

Investors are advised to read and understand the contents of First Supplementary Prospectus dated 8 January 2024 and must be read together with the Prospectus dated 8 May 2023 which supercedes the Prospectus dated 17 June 2019 as amended by the First Supplementary Prospectus dated 15 June 2020, the Second Supplementary Prospectus dated 17 September 2020, the Third Supplementary Prospectus dated 22 February 2021, the Fourth Prospectus dated 3 August 2022 and the Fund's Product Highlights Sheets ("PHS") before investing. The Prospectus and PHS are available at our nearest representative offices and investors have the right to request for a copy of the Prospectus and PHS. The Prospectus has been registered with the Securities Commission Malaysia who takes no responsibility for its contents.

You should be aware that investments in unit trust funds carry risks. An outline of the risks are contained in the Prospectus. Unit prices and income distribution, if any, may rise or fall. Past performance of a fund is not an indicative of future performance. Please consider the fees and charges involved before investing. Units will be issued upon receipt of completed application form accompanying the Prospectus and subject to terms and conditions therein.

In no event shall Maybank AM be liable for any loss or damages howsoever arising whether in contract, tort, negligence, strict liability or any other basis, including without limitation, direct or indirect, special, incidental, consequential or punitive damages arising i) from incompleteness, inaccuracy, unreliability, unsuitability or unavailability with respect to this FFS and/or reliance thereon; or ii) from reproduction or use of the information/copyright/trademark contained in the FFS.

SC's approval or authorisation, or the registration, lodgement or submission of the Prospectus/ Information Memorandum does not amount to nor indicate that the SC has recommended or endorsed the Fund or the Fund Fact Sheet.