

**FUND OBJECTIVE**

The Maybank Asia Mixed Assets-I Fund - MYR Class ("MAMAIMYR" or "the Fund") is a Islamic feeder fund that seeks to provide capital growth and income through investments in the Maybank Asian Growth and Income-I Fund ("Target Fund").

**FUND INFORMATION**

**Fund Category**  
Feeder Fund (Islamic)

**Fund Type**  
Income and growth

**Launch Date**  
16-Aug-21

**Benchmark**  
Target return of 6% per annum (in MYR terms), net of fees over long term.

**NAV Per Unit**  
MYR 0.8242

**Class Size**  
MYR 267.57 million

**Feeder Fund (Total Size)**  
RM 294.49 million

**Target Fund Size**  
USD 88.74 million

**Distribution Policy**  
Distribution will be incidental for the first financial year. Thereafter, distribution will be made on a quarterly basis (subject to the availability of income).

**Initial Offer Price (IOP)**  
N/A

**Sales Charge**  
Up to 5.00% of the NAV per Unit

**Redemption Charge**  
Nil

**Annual Management Fee**  
Up to 1.80% per annum of the NAV of each class

**Annual Trustee Fee**  
0.06% per annum of the NAV of the Fund, (excluding foreign custodian fees and charges), accrued daily and paid monthly to the Trustee.

**Min. Initial Investment**  
MYR1,000 or such other lower amount as determined by the Manager from time to time.

**Min. Additional Investment**  
MYR100 or such other lower amount as determined by the Manager from time to time.

**Cut-off time for injection / Withdrawal**  
4.00 p.m. on a Business Day as stated in Prospectus / Information Memorandum. Do note that times may differ from respective distributors.

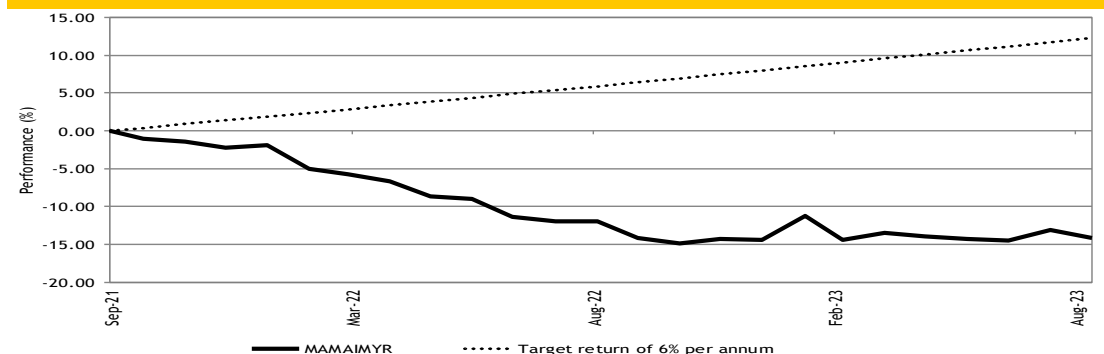
**Period of payment after withdrawal**  
Within 9 business days

**Financial Year End**  
30-Nov

**Portfolio Yield**  
5.06%

**Portfolio Duration**  
2.88 years

**Performance Record as at 31-Aug-23**



\*\* Performance record from 06 Sep 21 - 31 Aug 23, income reinvested, calculated in MYR  
\*\* Inclusive of distribution since inception (if any)  
Source: Novagmi Analytics and Advisory Sdn. Bhd.

**Performance (%) Return as at 31-Aug-23**

Total Return	YTD	1 Mth	3 Mth	6 Mth	1 Yr	3 Yr	5 Yr	SI
Fund	0.35	-1.19	0.23	0.31	-2.42	-	-	-14.12
Benchmark	3.96	0.50	1.48	2.98	6.00	-	-	12.25

	Annualised Return			Calendar Year Return				
	3 Yr	5 Yr	SI	2022	2021*	2020	2019	2018
Fund	-	-	-7.39	-12.83	-1.82	-	-	-
Benchmark	-	-	6.00	6.00	1.87	-	-	-


\*since commencement till 31 Dec 2021  
Source: Novagmi Analytics and Advisory Sdn. Bhd.

**Income Distribution History**

Date	Gross (sen)	Yield (%)	Total yield (%)
02/06/2023	1.70	2.07	2.07
13/09/2022	1.79	2.09	2.09

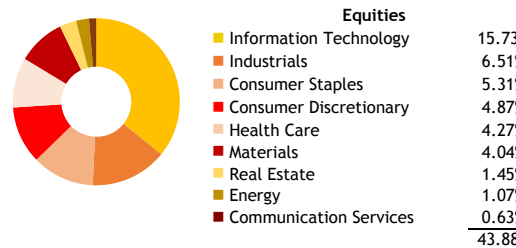
Source: Maybank Asset Management Sdn. Bhd.

**Asset Allocation (Feeder Fund) as at 31-Aug-23**



Source: Maybank Asset Management Sdn. Bhd.

**Sector Allocation (Target Fund) as at 31-Aug-23**



Source: Maybank Asian Growth and Income-I Fund

**Total Portfolio Exposure (Target Fund) as at 31-Aug-23**

Sukuk	Percentage	Equities	Percentage
United Arab Emirates	16.93%	Japan	13.40%
South Africa	8.09%	India	9.05%
Indonesia	4.79%	Taiwan	6.12%
Malaysia	4.15%	South Korea	5.15%
Kuwait	2.30%	Australia	5.09%
Bahrain	2.04%	Malaysia	2.10%
United States	1.44%	Indonesia	1.88%
Oman	0.90%	United States	0.51%
Qatar	0.69%	New Zealand	0.30%
	41.33%	Singapore	0.28%
		<b>Total</b>	<b>43.88%</b>

Source: Maybank Asian Growth and Income-I Fund

**Top 5 Holdings (Target Fund) as at 31-Aug-23**

Category	Company	Percentage
Sukuk	DP WORLD SALAA	3.80%
	TMS ISSUER SARL	2.37%
	EQUATE SUKUK	2.30%
	EMAAR SUKUK LTD	1.77%
	ALDAR INVESTMENT	1.74%
Equities	SUNDRUG CO LTD	0.81%
	DISCO CORP	0.62%
	SANWA HOLDINGS CORP	0.60%
	ASICS CORP	0.58%
	HANMI SEMICONDUCTOR CO LTD	0.57%

Source: Maybank Asian Growth and Income-I Fund

**(Target Fund) Characteristics**

Average Rating: BBB-

Source: Maybank Asian Growth and Income-I Fund

The yield of the distributions are calculated based on the total dividend payout/ex-distribution NAV.

The term "Maybank AM" used herein refers to Maybank Asset Management. This Fund Fact Sheet ("FFS") is for informational purpose only. You should seek your own financial advice from a licensed adviser before investing in this Fund. Maybank AM does not make any representations or warranties of any kind express or implied, about the completeness, accuracy, reliability, suitability or availability with respect to the information contained herein.

Investors are advised to read and understand the contents of the Prospectus dated 16 August 2021, the First Supplementary Prospectus dated 25 August 2022, the Second Supplementary Prospectus dated 08 May 2023 and the Fund's Product Highlights Sheets ("PHS") before investing. The Prospectus and PHS are available at our nearest representative offices and investors have the right to request for a copy of the Prospectus and PHS. The Prospectus has been registered with the Securities Commission Malaysia who takes no responsibility for its contents.

You should be aware that investments in unit trust funds carry risks. An outline of the risks are contained in the Prospectus. Unit prices and income distribution, if any, may rise or fall. Past performance of a fund is not an indicative of future performance. Please consider the fees and charges involved before investing. Units will be issued upon receipt of completed application form accompanying the Prospectus and subject to terms and conditions therein.

In no event shall Maybank AM be liable for any loss or damages howsoever arising whether in contract, tort, negligence, strict liability or any other basis, including without limitation, direct or indirect, special, incidental, consequential or punitive damages arising i) from incompleteness, inaccuracy, unreliability, unsuitability or unavailability with respect to this FFS and/or reliance thereon; or ii) from reproduction or use of the information/copyright/trademark contained in the FFS.

SC's approval or authorisation, or the registration, lodgement or submission of the Prospectus/ Information Memorandum does not amount to nor indicate that the SC has recommended or endorsed the Fund or the Fund Fact Sheet.

**FUND OBJECTIVE**

The Maybank Asia Mixed Assets-I Fund - SGD (Hedged) Class ("MAMAISGDH" or "the Fund") is a Islamic feeder fund that seeks to provide capital growth and income through investments in the Maybank Asian Growth and Income-I Fund ("Target Fund").

**FUND INFORMATION**

**Fund Category**

Feeder Fund (Islamic)

**Fund Type**

Income and growth

**Launch Date**

25-Aug-22

**Benchmark**

Target return of 6% per annum (in MYR terms), net of fees over long term.

**NAV Per Unit**

SGD 0.9857

**Class Size**

SGD 985.56

**Feeder Fund (Total Size)**

RM 294.49 million

**Target Fund Size**

USD 88.74 million

**Distribution Policy**

Distribution will be incidental for the first financial year. Thereafter, distribution will be made on a quarterly basis (subject to the availability of income).

**Initial Offer Price (IOP)**

SGD1.0000

**Sales Charge**

Up to 5.00% of the NAV per Unit

**Redemption Charge**

Nil

**Annual Management Fee**

Up to 1.80% per annum of the NAV of each class

**Annual Trustee Fee**

0.06% per annum of the NAV of the Fund, (excluding foreign custodian fees and charges), accrued daily and paid monthly to the Trustee.

**Min. Initial Investment**

SGD1,000 or such other lower amount as determined by the Manager from time to time.

**Min. Additional Investment**

SGD100 or such other lower amount as determined by the Manager from time to time.

**Cut-off time for injection / Withdrawal**

4.00 p.m. on a Business Day as stated in Prospectus / Information Memorandum. Do note that times may differ from respective distributors.

**Period of payment after withdrawal**

Within 9 business days

**Financial Year End**

30-Nov

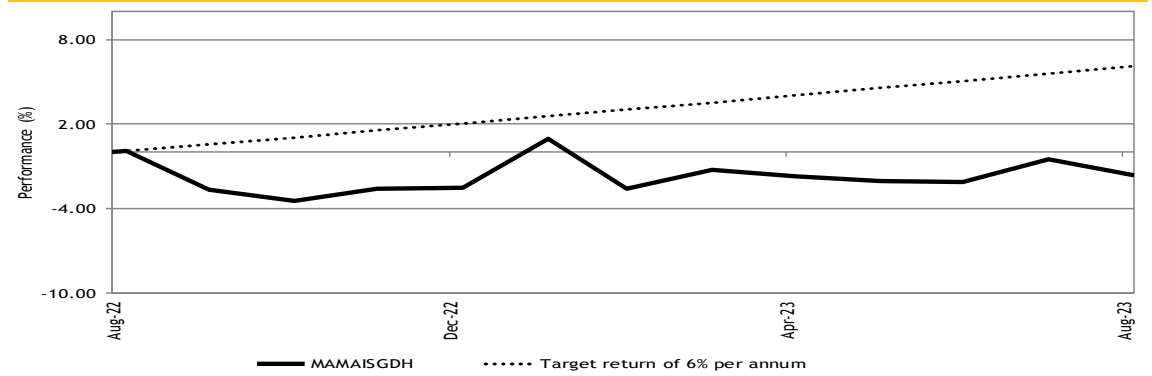
**Portfolio Yield**

5.06%

**Portfolio Duration**

2.88 years

**Performance Record as at 31-Aug-23**



\*\* Performance record from 26 Aug 22 - 31 Aug 23, income reinvested, calculated in SGD  
\*\* Inclusive of distribution since inception (if any)  
Source: Novagni Analytics and Advisory Sdn. Bhd.

**Performance (%) Return as at 31-Aug-23**


Total Return	YTD	1 Mth	3 Mth	6 Mth	1 Yr	3 Yr	5 Yr	SI
Fund	0.91	-1.12	0.46	0.95	-1.71	-	-	-1.63
Benchmark	3.96	0.50	1.48	2.98	6.00	-	-	6.08

	Annualised Return			Calendar Year Return				
	3 Yr	5 Yr	SI	2022*	2021	2020	2019	2018
Fund	-	-	-1.60	-2.51	-	-	-	-
Benchmark	-	-	6.00	2.05	-	-	-	-


\*since commencement till 31 Dec 2022  
Source: Novagni Analytics and Advisory Sdn. Bhd.

**Asset Allocation (Feeder Fund) as at 31-Aug-23**



Source: Maybank Asset Management Sdn. Bhd.

**Sector Allocation (Target Fund) as at 31-Aug-23**



Source: Maybank Asian Growth and Income-I Fund

**Total Portfolio Exposure (Target Fund) as at 31-Aug-23**

Sukuk		Equities	
United Arab Emirates	16.93%	Japan	13.40%
South Africa	8.09%	India	9.05%
Indonesia	4.79%	Taiwan	6.12%
Malaysia	4.15%	South Korea	5.15%
Kuwait	2.30%	Australia	5.09%
Bahrain	2.04%	Malaysia	2.10%
United States	1.44%	Indonesia	1.88%
Oman	0.90%	United States	0.51%
Qatar	0.69%	New Zealand	0.30%
	<u>41.33%</u>	Singapore	0.28%
			<u>43.88%</u>

Source: Maybank Asian Growth and Income-I Fund

**Top 5 Holdings (Target Fund) as at 31-Aug-23**

Sukuk		Equities	
DP WORLD SALAA	3.80%	SUNDRUG CO LTD	0.81%
TMS ISSUER SARL	2.37%	DISCO CORP	0.62%
EQUATE SUKUK	2.30%	SANWA HOLDINGS CORP	0.60%
EMAAR SUKUK LTD	1.77%	ASICS CORP	0.58%
ALDAR INVESTMENT	1.74%	HANMI SEMICONDUCTOR CO LTD	0.57%

Source: Maybank Asian Growth and Income-I Fund

**(Target Fund) Characteristics**

Average Rating	BBB-
----------------	------

Source: Maybank Asian Growth and Income-I Fund

The yield of the distributions are calculated based on the total dividend payout/ex-distribution NAV.

The term "Maybank AM" used herein refers to Maybank Asset Management. This Fund Fact Sheet ("FFS") is for informational purpose only. You should seek your own financial advice from a licensed adviser before investing in this Fund. Maybank AM does not make any representations or warranties of any kind express or implied, about the completeness, accuracy, reliability, suitability or availability with respect to the information contained herein.

Investors are advised to read and understand the contents of the Prospectus dated 16 August 2021, the First Supplementary Prospectus dated 25 August 2022, the Second Supplementary Prospectus dated 08 May 2023 and the Fund's Product Highlights Sheets ("PHS") before investing. The Prospectus and PHS are available at our nearest representative offices and investors have the right to request for a copy of the Prospectus and PHS. The Prospectus has been registered with the Securities Commission Malaysia who takes no responsibility for its contents.

You should be aware that investments in unit trust funds carry risks. An outline of the risks are contained in the Prospectus. Unit prices and income distribution, if any, may rise or fall. Past performance of a fund is not an indicative of future performance. Please consider the fees and charges involved before investing. Units will be issued upon receipt of completed application form accompanying the Prospectus and subject to terms and conditions therein.

In no event shall Maybank AM be liable for any loss or damages howsoever arising whether in contract, tort, negligence, strict liability or any other basis, including without limitation, direct or indirect, special, incidental, consequential or punitive damages arising i) from incompleteness, inaccuracy, unreliability, unsuitability or unavailability with respect to this FFS and/or reliance thereon; or ii) from reproduction or use of the information/copyright/trademark contained in the FFS.

SC's approval or authorisation, or the registration, lodgement or submission of the Prospectus/ Information Memorandum does not amount to nor indicate that the SC has recommended or endorsed the Fund or the Fund Fact Sheet.

**FUND OBJECTIVE**

The Maybank Asia Mixed Assets-I Fund - USD Class ("MAMAIUSD" or "the Fund") is a Islamic feeder fund that seeks to provide capital growth and income through investments in the Maybank Asian Growth and Income-I Fund ("Target Fund").

**FUND INFORMATION**

**Fund Category**

Feeder Fund (Islamic)

**Fund Type**

Income and growth

**Launch Date**

16-Aug-21

**Benchmark**

Target return of 6% per annum (in MYR terms), net of fees over long term.

**NAV Per Unit**

USD 0.7967

**Class Size**

USD 5.81 million

**Feeder Fund (Total Size)**

RM 294.49 million

**Target Fund Size**

USD 88.74 million

**Distribution Policy**

Distribution will be incidental for the first financial year. Thereafter, distribution will be made on a quarterly basis (subject to the availability of income).

**Initial Offer Price (IOP)**

N/A

**Sales Charge**

Up to 5.00% of the NAV per Unit

**Redemption Charge**

Nil

**Annual Management Fee**

Up to 1.80% per annum of the NAV of each class

**Annual Trustee Fee**

0.06% per annum of the NAV of the Fund, (excluding foreign custodian fees and charges), accrued daily and paid monthly to the Trustee.

**Min. Initial Investment**

USD1,000 or such other lower amount as determined by the Manager from time to time.

**Min. Additional Investment**

USD100 or such other lower amount as determined by the Manager from time to time.

**Cut-off time for injection / Withdrawal**

4.00 p.m. on a Business Day as stated in Prospectus / Information Memorandum. Do note that times may differ from respective distributors.

**Period of payment after withdrawal**

Within 9 business days

**Financial Year End**

30-Nov

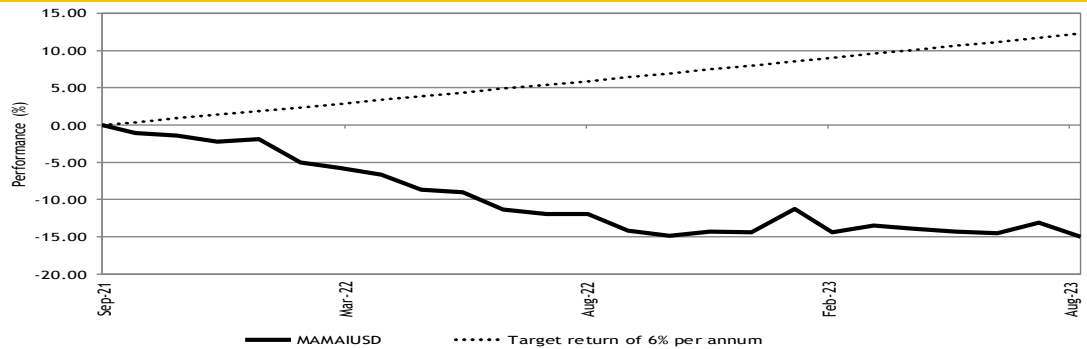
**Portfolio Yield**

5.06%

**Portfolio Duration**

2.88 years

**Performance Record as at 31-Aug-23**



\*\* Performance record from 06 Sep 21 - 31 Aug 23, income reinvested, calculated in USD  
\*\* Inclusive of distribution since inception (if any)  
Source: Novagmi Analytics and Advisory Sdn. Bhd.

**Performance (%) Return as at 31-Aug-23**

Total Return	YTD	1 Mth	3 Mth	6 Mth	1 Yr	3 Yr	5 Yr	SI
Fund	1.73	-0.91	1.02	1.57	-0.66	-	-	-15.04
Benchmark	3.96	0.50	1.48	2.98	6.00	-	-	12.25

	Annualised Return			Calendar Year Return				
	3 Yr	5 Yr	SI	2022	2021*	2020	2019	2018
Fund	-	-	-7.89	-14.82	-1.95	-	-	-
Benchmark	-	-	6.00	6.00	1.87	-	-	-


\*since commencement till 31 Dec 2021  
Source: Novagmi Analytics and Advisory Sdn. Bhd.

**Income Distribution History**

Date	Gross (sen)	Yield (%)	Total yield (%)
02/06/2023	2.50	3.17	3.75
24/02/2023	0.46	0.57	
2022	2.29	-	2.78

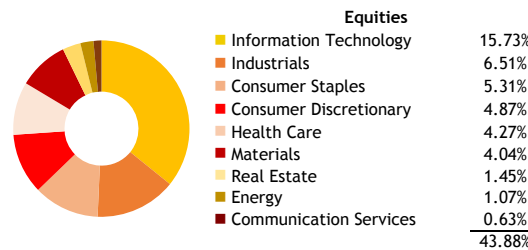
Source: Maybank Asset Management Sdn. Bhd.

**Asset Allocation (Feeder Fund) as at 31-Aug-23**



Source: Maybank Asset Management Sdn. Bhd.

**Sector Allocation (Target Fund) as at 31-Aug-23**



Source: Maybank Asian Growth and Income-I Fund

**Total Portfolio Exposure (Target Fund) as at 31-Aug-23**

Sukuk		Equities	
United Arab Emirates	16.93%	Japan	13.40%
South Africa	8.09%	India	9.05%
Indonesia	4.79%	Taiwan	6.12%
Malaysia	4.15%	South Korea	5.15%
Kuwait	2.30%	Australia	5.09%
Bahrain	2.04%	Malaysia	2.10%
United States	1.44%	Indonesia	1.88%
Oman	0.90%	United States	0.51%
Qatar	0.69%	New Zealand	0.30%
	<b>41.33%</b>	Singapore	0.28%
		<b>Total</b>	<b>43.88%</b>

Source: Maybank Asian Growth and Income-I Fund

**Top 5 Holdings (Target Fund) as at 31-Aug-23**

Holder	Category	Percentage
DP WORLD SALAA	Sukuk	3.80%
TMS ISSUER SABL	Sukuk	2.37%
EQUATE SUKUK	Sukuk	2.30%
EMAAR SUKUK LTD	Sukuk	1.77%
ALDAR INVESTMENT	Sukuk	1.74%
SUNDRUG CO LTD	Equities	0.81%
DISCO CORP	Equities	0.62%
SANWA HOLDINGS CORP	Equities	0.60%
ASICS CORP	Equities	0.58%
HANMI SEMICONDUCTOR CO LTD	Equities	0.57%

Source: Maybank Asian Growth and Income-I Fund

**(Target Fund) Characteristics**

Average Rating: BBB-

Source: Maybank Asian Growth and Income-I Fund

The yield of the distributions are calculated based on the total dividend payout/ex-distribution NAV.

The term "Maybank AM" used herein refers to Maybank Asset Management. This Fund Fact Sheet ("FFS") is for informational purpose only. You should seek your own financial advice from a licensed adviser before investing in this Fund. Maybank AM does not make any representations or warranties of any kind express or implied, about the completeness, accuracy, reliability, suitability or availability with respect to the information contained herein.

Investors are advised to read and understand the contents of the Prospectus dated 16 August 2021, the First Supplementary Prospectus dated 25 August 2022, the Second Supplementary Prospectus dated 08 May 2023 and the Fund's Product Highlights Sheets ("PHS") before investing. The Prospectus and PHS are available at our nearest representative offices and investors have the right to request for a copy of the Prospectus and PHS. The Prospectus has been registered with the Securities Commission Malaysia who takes no responsibility for its contents.

You should be aware that investments in unit trust funds carry risks. An outline of the risks are contained in the Prospectus. Unit prices and income distribution, if any, may rise or fall. Past performance of a fund is not an indicative of future performance. Please consider the fees and charges involved before investing. Units will be issued upon receipt of completed application form accompanying the Prospectus and subject to terms and conditions therein.

In no event shall Maybank AM be liable for any loss or damages howsoever arising whether in contract, tort, negligence, strict liability or any other basis, including without limitation, direct or indirect, special, incidental, consequential or punitive damages arising i) from incompleteness, inaccuracy, unreliability, unsuitability or unavailability with respect to this FFS and/or reliance thereon; or ii) from reproduction or use of the information/copyright/trademark contained in the FFS.

SC's approval or authorisation, or the registration, lodgement or submission of the Prospectus/ Information Memorandum does not amount to nor indicate that the SC has recommended or endorsed the Fund or the Fund Fact Sheet.