

FUND OBJECTIVE

The Maybank Asia Mixed Assets-I Fund - MYR Class ("MAMAIMYR" or "the Fund") is a Islamic feeder fund that seeks to provide capital growth and income through investments in the Maybank Asian Growth and Income-I Fund ("Target Fund").

FUND INFORMATION

Fund Category

Feeder Fund (Islamic)

Fund Type

Income and growth

Launch Date

16-Aug-21

Benchmark

Target return of 6% per annum (in MYR terms), net of fees over long term.

NAV Per Unit

MYR 0.8801

Class Size

MYR 360.20 million

Feeder Fund (Total Size)

RM 389.07 million

Target Fund Size

USD 98.45 million

Distribution Policy

Distribution will be incidental for the first financial year. Thereafter, distribution will be made on a quarterly basis (subject to the availability of income).

Initial Offer Price (IOP)

N/A

Sales Charge

Up to 5.00% of the NAV per Unit

Redemption Charge

Nil

Annual Management Fee

Up to 1.80% per annum of the NAV of each class

Annual Trustee Fee

0.06% per annum of the NAV of the Fund, (excluding foreign custodian fees and charges), accrued daily and paid monthly to the Trustee.

Min. Initial Investment

MYR1,000 or such other lower amount as determined by the Manager from time to time.

Min. Additional Investment

MYR100 or such other lower amount as determined by the Manager from time to time.

Cut-off time for injection / Withdrawal

4.00 p.m. on a Business Day as stated in Prospectus / Information Memorandum. Do note that times may differ from respective distributors.

Period of payment after withdrawal

Within 10 calendar days

Financial Year End

30-Nov

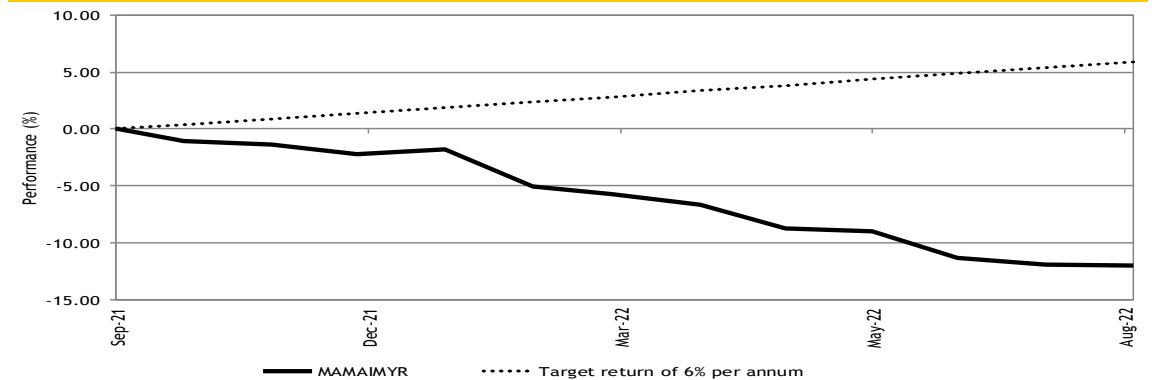
Portfolio Yield

4.65%

Portfolio Duration

4.07 years

Performance Record as at 31-Aug-22



** Performance record from 06 Sep 21 - 31 Aug 22, income reinvested, calculated in MYR
** Inclusive of distribution since inception (if any)
Source: Novagni Analytics and Advisory Sdn. Bhd.


Performance (%) Return as at 31-Aug-22

Total Return	YTD	1 Mth	3 Mth	6 Mth	1 Yr	3 Yr	5 Yr	SI
Fund	-10.36	-0.08	-3.29	-6.66	-	-	-	-11.99
Benchmark	3.96	0.50	1.48	2.98	-	-	-	5.90

	Annualised Return			Calendar Year Return				
	3 Yr	5 Yr	SI	2021*	2020	2019	2018	2017
Fund	-	-	-	-1.82	-	-	-	-
Benchmark	-	-	-	1.87	-	-	-	-


*since commencement till 31 Dec 2021
Source: Novagni Analytics and Advisory Sdn. Bhd.

Asset Allocation (Feeder Fund) as at 31-Aug-22



Source: Maybank Asset Management Sdn. Bhd.

Sector Allocation (Target Fund) as at 31-Aug-22



Source: Maybank Asian Growth and Income-I Fund

Total Portfolio Exposure (Target Fund) as at 31-Aug-22

Sukuk		Equities	
United Arab Emirates	19.42%	China	6.78%
Supranational	11.93%	Indonesia	3.26%
Saudi Arabia	11.53%	Singapore	2.99%
Malaysia	8.89%	Japan	1.41%
Indonesia	7.19%	Hong Kong	1.04%
Oman	4.41%	Malaysia	1.02%
Bahrain	3.56%	India	0.95%
Qatar	0.93%	Bangkok	0.09%
Kuwait	0.91%		
	<u>68.77%</u>		<u>17.54%</u>

Source: Maybank Asian Growth and Income-I Fund

Top 5 Holdings (Target Fund) as at 31-Aug-22

Sukuk		Equities	
INTERNATIONAL ISLAMIC LIQUIDITY MANAGEMENT 09/08/2022	2.38%	SINGAPORE TELECOMMUNICATIONS	2.03%
MALAYSIA GOVERNMENT INVESTMENT ISSUE 3.655 10/15/24	4.34%	TELKOM INDONESIA PERSERO TBK	1.74%
OMAN 4.875% 06/15/30	3.65%	INDOSAT TBK PT	1.51%
INDONESIA PBS 4.00% 15/07/2024	3.57%	NETLINK NBN MANAGEMENT PTE LTD	0.96%
INTERNATIONAL ISLAMIC LIQUIDITY MANAGEMENT 2.90% 11/10/2022	3.34%	RELIANCE INDUSTRIES LTD	0.95%

Source: Maybank Asian Growth and Income-I Fund

(Target Fund) Characteristics

Average Rating	BBB
----------------	-----

Source: Maybank Asian Growth and Income-I Fund

The yield of the distributions are calculated based on the total dividend payout/ex-distribution NAV.

The term "Maybank AM" used herein refers to Maybank Asset Management. This Fund Fact Sheet ("FFS") is for informational purpose only. You should seek your own financial advice from a licensed adviser before investing in this Fund. Maybank AM does not make any representations or warranties of any kind express or implied, about the completeness, accuracy, reliability, suitability or availability with respect to the information contained herein.

Investors are advised to read and understand the contents of the Prospectus dated 16 August 2021, the First Supplementary Prospectus dated 25 August 2022 and the Fund's Product Highlights Sheets ("PHS") before investing. The Prospectus and PHS are available at our nearest representative offices and investors have the right to request for a copy of the Prospectus and PHS. The Prospectus has been registered with the Securities Commission Malaysia who takes no responsibility for its contents.

You should be aware that investments in unit trust funds carry risks. An outline of the risks are contained in the Prospectus. Unit prices and income distribution, if any, may rise or fall. Past performance of a fund is not an indicative of future performance. Please consider the fees and charges involved before investing. Units will be issued upon receipt of completed application form accompanying the Prospectus and subject to terms and conditions therein.

In no event shall Maybank AM be liable for any loss or damages howsoever arising whether in contract, tort, negligence, strict liability or any other basis, including without limitation, direct or indirect, special, incidental, consequential or punitive damages arising i) from incompleteness, inaccuracy, unreliability, unsuitability or unavailability with respect to this FFS and/or reliance thereon; or ii) from reproduction or use of the information/copyright/trademark contained in the FFS.

SC's approval or authorisation, or the registration, lodgement or submission of the Prospectus/ Information Memorandum does not amount to nor indicate that the SC has recommended or endorsed the Fund or the Fund Fact Sheet.

FUND OBJECTIVE

The Maybank Asia Mixed Assets-I Fund - USD Class ("MAMAIUSD" or "the Fund") is a Islamic feeder fund that seeks to provide capital growth and income through investments in the Maybank Asian Growth and Income-I Fund ("Target Fund").

FUND INFORMATION

Fund Category

Feeder Fund (Islamic)

Fund Type

Income and growth

Launch Date

16-Aug-21

Benchmark

Target return of 6% per annum (in MYR terms), net of fees over long term.

NAV Per Unit

USD 0.8552

Class Size

USD 6.45 million

Feeder Fund (Total Size)

RM 389.07 million

Target Fund Size

USD 98.45 million

Distribution Policy

Distribution will be incidental for the first financial year. Thereafter, distribution will be made on a quarterly basis (subject to the availability of income).

Initial Offer Price (IOP)

N/A

Sales Charge

Up to 5.00% of the NAV per Unit

Redemption Charge

Nil

Annual Management Fee

Up to 1.80% per annum of the NAV of each class

Annual Trustee Fee

0.06% per annum of the NAV of the Fund, (excluding foreign custodian fees and charges), accrued daily and paid monthly to the Trustee.

Min. Initial Investment

USD1,000 or such other lower amount as determined by the Manager from time to time.

Min. Additional Investment

USD100 or such other lower amount as determined by the Manager from time to time.

Cut-off time for injection / Withdrawal

4.00 p.m. on a Business Day as stated in Prospectus / Information Memorandum. Do note that times may differ from respective distributors.

Period of payment after withdrawal

Within 10 calendar days

Financial Year End

30-Nov

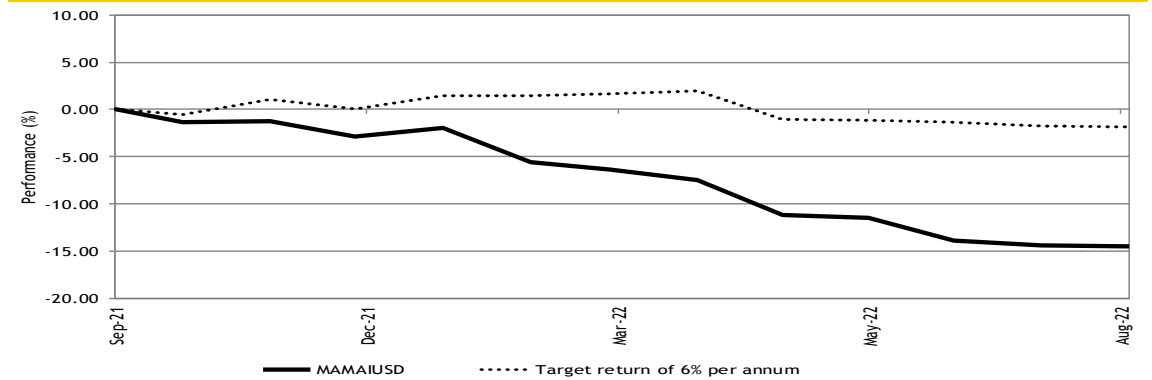
Portfolio Yield

4.65%

Portfolio Duration

4.07 years

Performance Record as at 31-Aug-22



** Performance record from 06 Sep 21 - 31 Aug 22, income reinvested, calculated in USD
** Inclusive of distribution since inception (if any)
Source: Novagni Analytics and Advisory Sdn. Bhd.

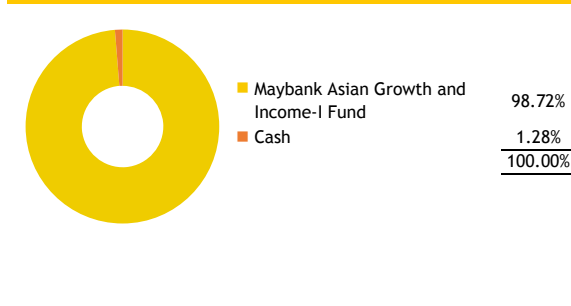
Performance (%) Return as at 31-Aug-22

Total Return	YTD	1 Mth	3 Mth	6 Mth	1 Yr	3 Yr	5 Yr	SI
Fund	-12.77	-0.05	-3.32	-8.65	-	-	-	-14.47
Benchmark	-3.25	-0.09	-0.72	-3.42	-	-	-	-1.87

	Annualised Return			Calendar Year Return				
	3 Yr	5 Yr	SI	2021*	2020	2019	2018	2017
Fund	-	-	-	-1.95	-	-	-	-
Benchmark	-	-	-	1.43	-	-	-	-

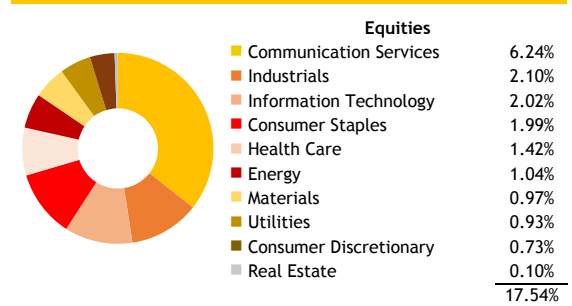
*since commencement till 31 Dec 2021
Source: Novagni Analytics and Advisory Sdn. Bhd.

Asset Allocation (Feeder Fund) as at 31-Aug-22



Source: Maybank Asset Management Sdn. Bhd.

Sector Allocation (Target Fund) as at 31-Aug-22



Source: Maybank Asian Growth and Income-I Fund

Total Portfolio Exposure (Target Fund) as at 31-Aug-22

Sukuk		Equities	
United Arab Emirates	19.42%	China	6.78%
Supranational	11.93%	Indonesia	3.26%
Saudi Arabia	11.53%	Singapore	2.99%
Malaysia	8.89%	Japan	1.41%
Indonesia	7.19%	Hong Kong	1.04%
Oman	4.41%	Malaysia	1.02%
Bahrain	3.56%	India	0.95%
Qatar	0.93%	Bangkok	0.09%
Kuwait	0.91%		
	<u>68.77%</u>		<u>17.54%</u>

Source: Maybank Asian Growth and Income-I Fund

Top 5 Holdings (Target Fund) as at 31-Aug-22

Sukuk		Equities	
INTERNATIONAL ISLAMIC LIQUIDITY MANAGEMENT 09/08/2022	2.38%	SINGAPORE TELECOMMUNICATIONS	2.03%
MALAYSIA GOVERNMENT INVESTMENT ISSUE 3.655 10/15/24	4.34%	TELKOM INDONESIA PERSERO TBK	1.74%
OMAN 4.875% 06/15/30	3.65%	INDOSAT TBK PT	1.51%
INDONESIA PBS 4.00% 15/07/2024	3.57%	NETLINK NBN MANAGEMENT PTE LTD	0.96%
INTERNATIONAL ISLAMIC LIQUIDITY MANAGEMENT 2.90% 11/10/2022	3.34%	RELIANCE INDUSTRIES LTD	0.95%

Source: Maybank Asian Growth and Income-I Fund

(Target Fund) Characteristics

Average Rating	BBB
----------------	-----

Source: Maybank Asian Growth and Income-I Fund

The yield of the distributions are calculated based on the total dividend payout/ex-distribution NAV.

The term "Maybank AM" used herein refers to Maybank Asset Management. This Fund Fact Sheet ("FFS") is for informational purpose only. You should seek your own financial advice from a licensed adviser before investing in this Fund. Maybank AM does not make any representations or warranties of any kind express or implied, about the completeness, accuracy, reliability, suitability or availability with respect to the information contained herein.

Investors are advised to read and understand the contents of the Prospectus dated 16 August 2021, the First Supplementary Prospectus dated 25 August 2022 and the Fund's Product Highlights Sheets ("PHS") before investing. The Prospectus and PHS are available at our nearest representative offices and investors have the right to request for a copy of the Prospectus and PHS. The Prospectus has been registered with the Securities Commission Malaysia who takes no responsibility for its contents.

You should be aware that investments in unit trust funds carry risks. An outline of the risks are contained in the Prospectus. Unit prices and income distribution, if any, may rise or fall. Past performance of a fund is not an indicative of future performance. Please consider the fees and charges involved before investing. Units will be issued upon receipt of completed application form accompanying the Prospectus and subject to terms and conditions therein.

In no event shall Maybank AM be liable for any loss or damages howsoever arising whether in contract, tort, negligence, strict liability or any other basis, including without limitation, direct or indirect, special, incidental, consequential or punitive damages arising i) from incompleteness, inaccuracy, unreliability, unsuitability or unavailability with respect to this FFS and/or reliance thereon; or ii) from reproduction or use of the information/copyright/trademark contained in the FFS.

SC's approval or authorisation, or the registration, lodgement or submission of the Prospectus/ Information Memorandum does not amount to nor indicate that the SC has recommended or endorsed the Fund or the Fund Fact Sheet.