

MAYBANK GLOBAL WEALTH GROWTH-I MYR H ACC

All data as at 2024-11-30
Asset Codes: MYU0100A3207

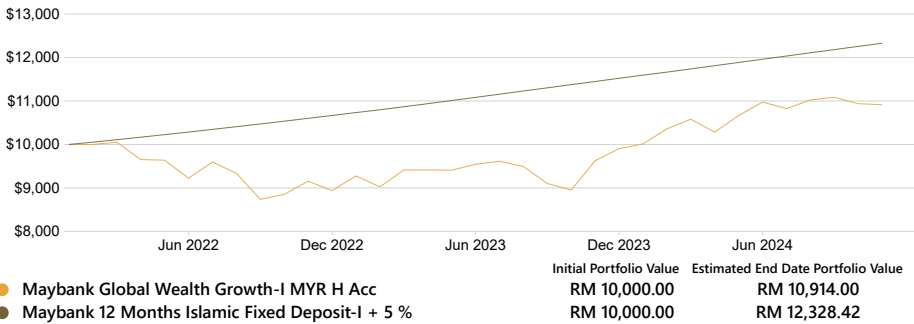


Asset Management

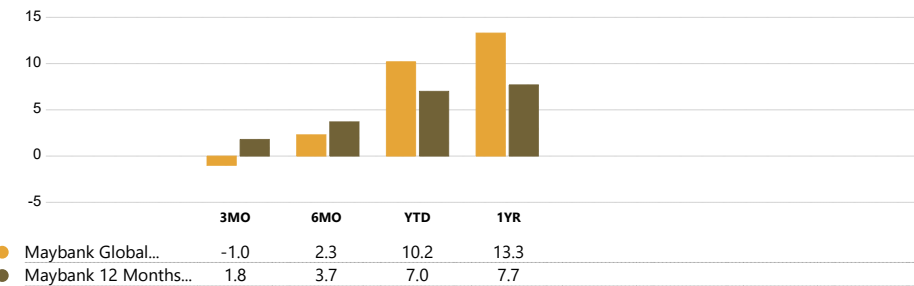
INVESTMENT OBJECTIVE AND STRATEGY

The Fund aims to achieve capital growth over the medium to long term. The Fund invests, directly and indirectly, in global Shariah-compliant equities, global Shariah-compliant equity-related securities (including Shariah-compliant American Depository Receipts (ADRs), Shariah-compliant Global Depository Receipts (GDRs) and Shariah-compliant warrants), global fixed and floating rate sukuk issued by governments, government agencies, supranationals and companies, Islamic money market instruments and Islamic deposits.


GROWTH OF \$10,000 INVESTMENT



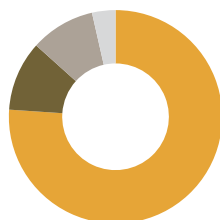
ANNUAL COMPOUND RETURNS



CALENDAR YEAR RETURNS



ASSET ALLOCATION (%)



● Equity	76.06
● Fixed Income	10.58
● Cash	9.79
● Other	3.56

TOP 10 HOLDINGS (%)

Cash and Cash Equivalents	9.79
Microsoft Corp ORD	5.53
NVIDIA Corp ORD	5.19
Alphabet Inc Class A ORD	3.62
iShares Physical Metals PLC	3.53
Amazon.com Inc ORD	3.06
Apple Inc ORD	2.61
Taiwan Semiconductor Manufacturing Co Ltd ORD	2.53
Meta Platforms Inc ORD	2.27
iShares MSCI EM Islamic UCITS ETF USD (Dist)	2.17

FUND DETAILS

Asset Type	Mixed Assets - Balanced
Lipper Classification	Mixed Asset USD Aggressive
Inception Date	2022-02-15
Fund Base Currency	US Dollar
Total Net Asset Value Base Currency (All Share Classes)	\$25,357,564.94
Share Class Currency	Malaysian Ringgit
Share Class Size	RM 104,892,155.85
NAV (All data as at 2024-11-30)	RM 0.55
Net Expense Ratio (All data as at 2024-03-31)	2.00%
Minimum Initial Investment	RM 1,000.00
ISIN	MYU0100A3207
Bloomberg Ticker	MAGWGHA MK

LIPPER LEADERS (OVERALL)*

Not Available

FUND MANAGEMENT

Fund Management Company	
Name	Maybank Asset Management Sdn Bhd
Address	Level 12, Tower C, Dataran Maybank 1 Jalan Maarof KUALA LUMPUR 59000
Telephone	+603-22977888
Website	https://www.maybank-am.com.my/
Advisor Information	
Investment Advisor	Schroder Investment Management (Singapore) Ltd
External Investment Manager	Maybank Islamic Asset Management Sdn Bhd

DISCLAIMER: This document contains key information you should know about Maybank Global Wealth Growth-I MYR H Acc. You can find more details in the fund's prospectus/information memorandum on our website <https://www.maybank-am.com.my>. Before you invest in any fund, consider how the fund would work with your other investments and your tolerance for risk.

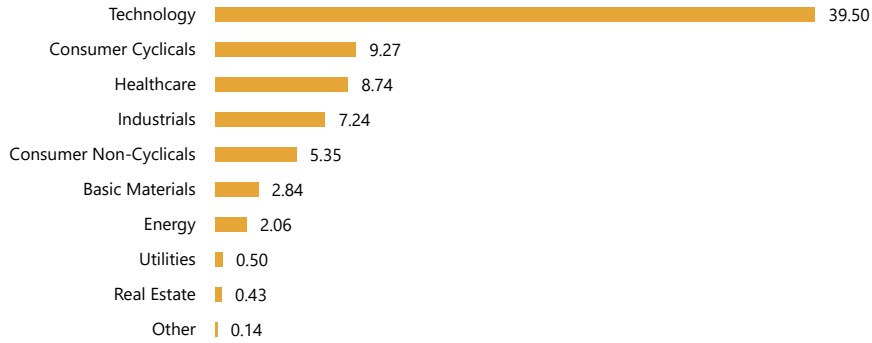
MAYBANK GLOBAL WEALTH GROWTH-I MYR H ACC

All data as at 2024-11-30



Asset Management

SECTOR BREAKDOWN (%)



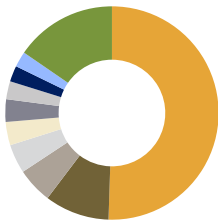
INCOME DISTRIBUTION HISTORY

Date	Gross (sen)	Yield (%)	Total yield (%)
N/A			

CREDIT RATINGS AS AT 2024-11-30

A	6.15 %
BBB	4.43 %

GEOGRAPHIC BREAKDOWN (%)



United States	50.51
Unidentified*	9.80
Cayman Islands	5.40
United Kingdom	4.41
Ireland	3.53
Malaysia	3.42
Taiwan	2.73
Korea	2.41
Switzerland	2.36
Other	15.42

* Securities are categorized under the "Unidentified" bucket when their country of incorporation or domicile is not clearly available.



Disclosures

The yield of the distributions are calculated based on the total dividend payout/ex-distribution NAV.

The term "Maybank AM" used herein refers to Maybank Asset Management. This Fund Fact Sheet ("FFS") is for informational purpose only. You should seek your own financial advice from a licensed adviser before investing in this Fund. Maybank AM does not make any representations or warranties of any kind express or implied, about the completeness, accuracy, reliability, suitability or availability with respect to the information contained herein.

Investors are advised to read and understand the contents of the Prospectus/Information Memorandum and the Fund's Product Highlights Sheets ("PHS") before investing. The Prospectus/Information Memorandum and PHS are available at our nearest representative offices and investors have the right to request for a copy of the Prospectus/Information Memorandum and PHS. The Prospectus/Information Memorandum has been registered with the Securities Commission Malaysia who takes no responsibility for its contents.

You should be aware that investments in unit trust funds carry risks. An outline of the risks are contained in the Prospectus/Information Memorandum. Unit prices and income distribution, if any, may rise or fall. Past performance of a fund is not an indicative of future performance. Please consider the fees and charges involved before investing. Units will be issued upon receipt of completed application form accompanying the Prospectus/Information Memorandum and subject to terms and conditions therein.

In no event shall Maybank AM be liable for any loss or damages howsoever arising whether in contract, tort, negligence, strict liability or any other basis, including without limitation, direct or indirect, special, incidental, consequential or punitive damages arising i) from incompleteness, inaccuracy, unreliability, unsuitability or unavailability with respect to this FFS and/or reliance thereon; or ii) from reproduction or use of the information/copyright/trademark contained in the FFS.

SC's approval or authorisation, or the registration, lodgement or submission of the Prospectus/Information Memorandum does not amount to nor indicate that the SC has recommended or endorsed the Fund or the Fund Fact Sheet.

MAYBANK GLOBAL WEALTH GROWTH-I USD ACC

All data as at 2024-11-30
Asset Codes: MYU0100A4692

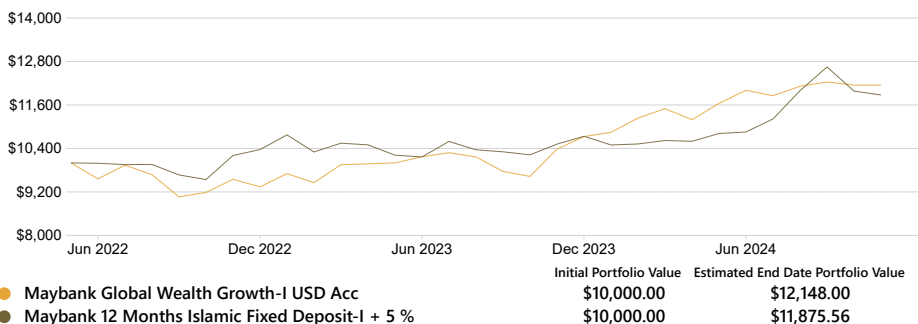


Asset Management

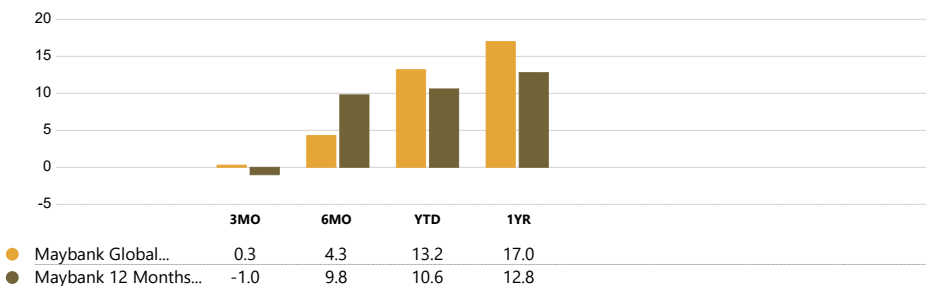
INVESTMENT OBJECTIVE AND STRATEGY

The Fund aims to achieve capital growth over the medium to long term. The Fund invests, directly and indirectly, in global Shariah-compliant equities, global Shariah-compliant equity-related securities (including Shariah-compliant American Depository Receipts (ADRs), Shariah-compliant Global Depository Receipts (GDRs) and Shariah-compliant warrants), global fixed and floating rate sukuk issued by governments, government agencies, supranationals and companies, Islamic money market instruments and Islamic deposits.

GROWTH OF \$10,000 INVESTMENT



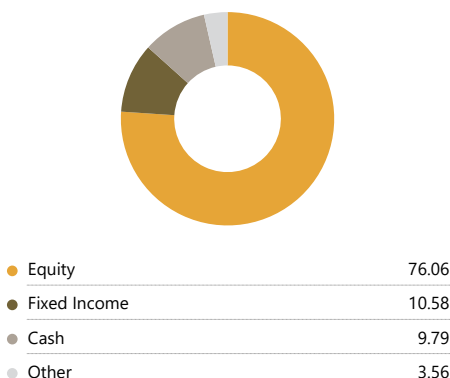
ANNUAL COMPOUND RETURNS



CALENDAR YEAR RETURNS



ASSET ALLOCATION (%)



TOP 10 HOLDINGS (%)

Cash and Cash Equivalents	9.79
Microsoft Corp ORD	5.53
NVIDIA Corp ORD	5.19
Alphabet Inc Class A ORD	3.62
iShares Physical Metals PLC	3.53
Amazon.com Inc ORD	3.06
Apple Inc ORD	2.61
Taiwan Semiconductor Manufacturing Co Ltd ORD	2.53
Meta Platforms Inc ORD	2.27
iShares MSCI EM Islamic UCITS ETF USD (Dist)	2.17

FUND DETAILS

Asset Type	Mixed Assets - Balanced
Lipper Classification	Mixed Asset USD Aggressive
Inception Date	2022-06-01
Fund Base Currency	US Dollar
Total Net Asset Value Base Currency (All Share Classes)	\$25,357,564.94
Share Class Currency	US Dollar
Share Class Size	\$1,759,913.70
NAV (All data as at 2024-11-30)	\$0.61
Net Expense Ratio (All data as at 2024-03-31)	2.00%
Minimum Initial Investment	\$1,000.00
ISIN	MYU0100A4692
Bloomberg Ticker	MAGWGAU MK

LIPPER LEADERS (OVERALL)*

Not Available

FUND MANAGEMENT

Fund Management Company	
Name	Maybank Asset Management Sdn Bhd
Address	Level 12, Tower C, Dataran Maybank 1 Jalan Maarof KUALA LUMPUR 59000
Telephone	+603-22977888
Website	https://www.maybank-am.com.my/
Advisor Information	
Investment Advisor	Schroder Investment Management (Singapore) Ltd
External Investment Manager	Maybank Islamic Asset Management Sdn Bhd

DISCLAIMER: This document contains key information you should know about Maybank Global Wealth Growth-I USD Acc. You can find more details in the fund's prospectus/information memorandum on our website <https://www.maybank-am.com.my>. Before you invest in any fund, consider how the fund would work with your other investments and your tolerance for risk.

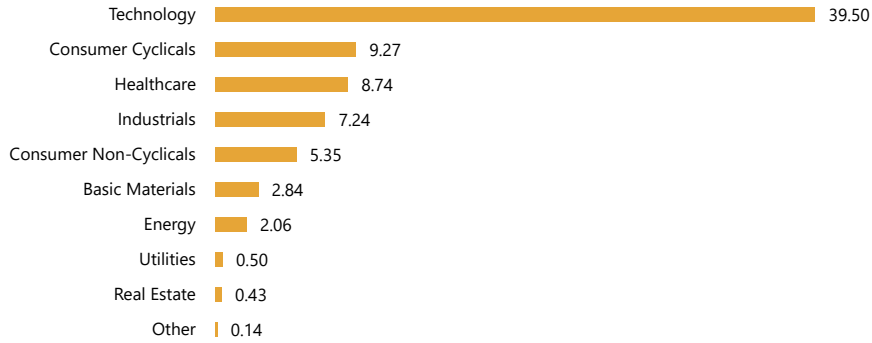
MAYBANK GLOBAL WEALTH GROWTH-I USD ACC

All data as at 2024-11-30



Asset Management

SECTOR BREAKDOWN (%)



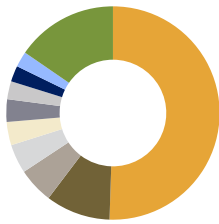
INCOME DISTRIBUTION HISTORY

Date	Gross (sen)	Yield (%)	Total yield (%)
N/A			

CREDIT RATINGS AS AT 2024-11-30

A	6.15 %
BBB	4.43 %

GEOGRAPHIC BREAKDOWN (%)



United States	50.51
Unidentified*	9.80
Cayman Islands	5.40
United Kingdom	4.41
Ireland	3.53
Malaysia	3.42
Taiwan	2.73
Korea	2.41
Switzerland	2.36
Other	15.42

* Securities are categorized under the "Unidentified" bucket when their country of incorporation or domicile is not clearly available.



Disclosures

The yield of the distributions are calculated based on the total dividend payout/ex-distribution NAV.

The term "Maybank AM" used herein refers to Maybank Asset Management. This Fund Fact Sheet ("FFS") is for informational purpose only. You should seek your own financial advice from a licensed adviser before investing in this Fund. Maybank AM does not make any representations or warranties of any kind express or implied, about the completeness, accuracy, reliability, suitability or availability with respect to the information contained herein.

Investors are advised to read and understand the contents of the Prospectus/Information Memorandum and the Fund's Product Highlights Sheets ("PHS") before investing. The Prospectus/Information Memorandum and PHS are available at our nearest representative offices and investors have the right to request for a copy of the Prospectus/Information Memorandum and PHS. The Prospectus/Information Memorandum has been registered with the Securities Commission Malaysia who takes no responsibility for its contents.

You should be aware that investments in unit trust funds carry risks. An outline of the risks are contained in the Prospectus/Information Memorandum. Unit prices and income distribution, if any, may rise or fall. Past performance of a fund is not an indicative of future performance. Please consider the fees and charges involved before investing. Units will be issued upon receipt of completed application form accompanying the Prospectus/Information Memorandum and subject to terms and conditions therein.

In no event shall Maybank AM be liable for any loss or damages howsoever arising whether in contract, tort, negligence, strict liability or any other basis, including without limitation, direct or indirect, special, incidental, consequential or punitive damages arising i) from incompleteness, inaccuracy, unreliability, unsuitability or unavailability with respect to this FFS and/or reliance thereon; or ii) from reproduction or use of the information/copyright/trademark contained in the FFS.

SC's approval or authorisation, or the registration, lodgement or submission of the Prospectus/Information Memorandum does not amount to nor indicate that the SC has recommended or endorsed the Fund or the Fund Fact Sheet.