

FUND OBJECTIVE

The Maybank Global Wealth Moderate-I Fund - (MYR (Hedged) (Acc.) Class) ("MGWMIFMYRH" or "the Fund") is a mixed assets (islamic) fund that seeks to achieve capital growth over the medium to long term.

Note: There is no guarantee that the Fund's investment objective will be achieved and your capital may be at risk. Any material changes to the investment objective of the Fund would require Unit Holders' approval.

FUND INFORMATION

Fund Category

Mixed Assets (Islamic)

Fund Type

Growth

Launch Date

15-Feb-22

Benchmark

Maybank 12-month MYR Islamic fixed deposit rate + 3%

NAV Per Unit

RM 0.4452

Class Size

RM 88.23 million

Total Fund Size (all classes)

RM 168.97 million

Distribution Policy

The Fund is not expected to distribute income for the Class.

Initial Offer Price (IOP)

N/A

Sales Charge

Up to 5.00% of the NAV per Unit

Redemption Charge

Nil

Annual Management Fee

Up to 1.80% per annum of the NAV of each Class

Annual Trustee Fee

Up to 0.04% per annum of the NAV of the Fund (excluding foreign custodian fees and charges).

Min. Initial Investment

RM1,000 or such other lower amount as determined by the Manager from time to time.

Min. Additional Investment

RM100 or such other lower amount as determined by the Manager from time to time.

Cut-off time for injection / Withdrawal

4.00 p.m. on a Business Day as stated in Prospectus / Information Memorandum. Do note that times may differ from respective distributors.

Period of payment after withdrawal

Within 7 business days

Financial Year End

30-Apr

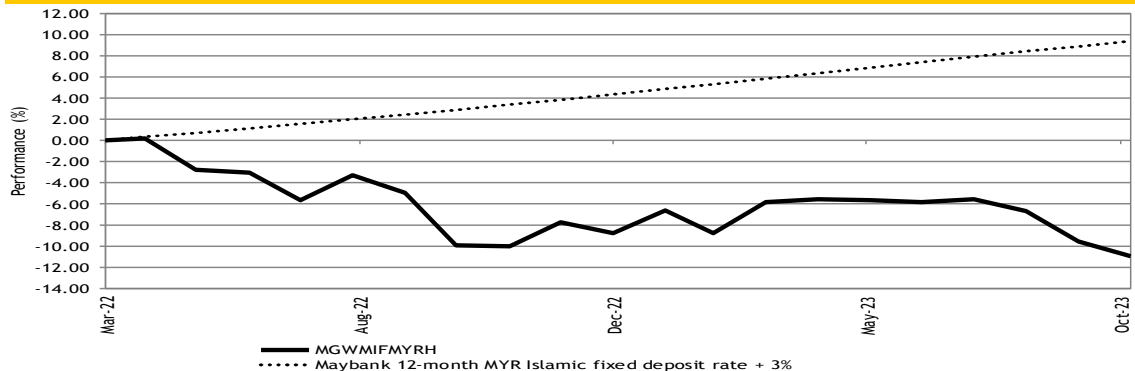
Portfolio Yield

5.79%

Portfolio Duration

4.63 years

Performance Record as at 31-Oct-23




** Performance record from 08 Mar 22 - 31 Oct 23, income reinvested, calculated in MYR
** Inclusive of distribution since inception (if any)
Source: Novagni Analytics and Advisory Sdn. Bhd.

Performance (%) Return as at 31-Oct-23

Total Return	YTD	1 Mth	3 Mth	6 Mth	1 Yr	3 Yr	5 Yr	SI	
Fund	-2.41	-1.55	-5.76	-5.70	-1.07	-	-	-11.00	
Benchmark	4.85	0.48	1.43	2.91	5.85	-	-	9.42	
	Annualised Return			Calendar Year Return					
		3 Yr	5 Yr	SI	2022*	2021	2020	2019	2018
Fund	-	-	-6.82	-	-8.80	-	-	-	-
Benchmark	-	-	5.61	-	4.36	-	-	-	-

*since commencement till 31 Dec 2022
Source: Novagni Analytics and Advisory Sdn. Bhd.

Asset Allocation as at 31-Oct-23



Source: Maybank Asset Management Sdn. Bhd.

Sector Allocation as at 31-Oct-23

Sukuk		Equities	
Sovereign	21.14%	Information Technology	11.96%
Electric	10.60%	Health Care	7.05%
Banks	8.24%	Industrials	5.93%
Commercial Services	3.60%	Consumer Discretionary	5.35%
Real Estate	3.21%	Communication	2.99%
Oil&Gas	2.72%	Services	2.63%
	<u>49.51%</u>	Consumer Staples	2.63%
		Financials	2.62%
		Materials	1.59%
		Energy	1.12%
		Real Estate	0.18%
			<u>41.42%</u>

Source: Maybank Asset Management Sdn. Bhd.

Country Allocation as at 31-Oct-23

Sukuk		Equities	
United Arab Emirates	14.00%	United States	25.97%
Malaysia	13.71%	Britain	3.38%
Saudi Arabia	11.71%	Denmark	1.94%
Indonesia	10.09%	Japan	1.83%
	<u>49.51%</u>	Taiwan	1.51%
		France	1.29%
		Spain	0.90%
		South Korea	0.81%
		Netherlands	0.74%
		Others	3.05%
			<u>41.42%</u>

Source: Maybank Asset Management Sdn. Bhd.

Top 5 Holdings as at 31-Oct-23

Sukuk		Equities	
TNB GLOBAL VENTURES CAP 3.244%	19.10.26	ISHARES PHYSICAL GOLD ETC	3.09%
TNB GLOBAL VENTURES CAP 4.851%	01.11.28	ISHARES MSCI EM ISLAMIC UCITS ETF USD (Dist)	2.92%
MALAYSIA WAKALA SUKUK 2.070%	28.04.31	MICROSOFT CORP	2.76%
DUBAI ISLAMIC BANK SUKUK LTD 4.800%	16.08.28	ALPHABET INC	2.13%
MAJID AL FUTTAIM 3.9325%	28.02.30	APPLE INC	1.56%

Source: Maybank Asset Management Sdn. Bhd.

Credit Ratings as at 31-Oct-23

AA	2.05%
A	14.98%
BBB	32.48%
	<u>49.51%</u>

Source: Maybank Asset Management Sdn. Bhd.

The yield of the distributions are calculated based on the total dividend payout/ex-distribution NAV.

The term "Maybank AM" used herein refers to Maybank Asset Management. This Fund Fact Sheet ("FFS") is for informational purpose only. You should seek your own financial advice from a licensed adviser before investing in this Fund. Maybank AM does not make any representations or warranties of any kind express or implied, about the completeness, accuracy, reliability, suitability or availability with respect to the information contained herein.

Investors are advised to read and understand the contents of Replacement Prospectus dated 8 May 2023 which supercedes the Prospectus dated 15 February 2022 as amended by the First Supplementary Prospectus dated 1 June 2022 and the Fund's Product Highlights Sheets ("PHS") before investing. The Prospectus and PHS are available at our nearest representative offices and investors have the right to request for a copy of the Prospectus and PHS. The Prospectus has been registered with the Securities Commission Malaysia who takes no responsibility for its contents.

You should be aware that investments in unit trust funds carry risks. An outline of the risks are contained in the Prospectus. Unit prices and income distribution, if any, may rise or fall. Past performance of a fund is not an indicative of future performance. Please consider the fees and charges involved before investing. Units will be issued upon receipt of completed application form accompanying the Prospectus and subject to terms and conditions therein.

In no event shall Maybank AM be liable for any loss or damages howsoever arising whether in contract, tort, negligence, strict liability or any other basis, including without limitation, direct or indirect, special, incidental, consequential or punitive damages arising i) from incompleteness, inaccuracy, unreliability, unsuitability or unavailability with respect to this FFS and/or reliance thereon; or ii) from reproduction or use of the information/copyright/trademark contained in the FFS.

SC's approval or authorisation, or the registration, lodgement or submission of the Prospectus/ Information Memorandum does not amount to nor indicate that the SC has recommended or endorsed the Fund or the Fund Fact Sheet.

FUND OBJECTIVE

The Maybank Global Wealth Moderate-I Fund - (MYR (Hedged) (Dist.) Class) ("MGWMIFMYRHD" or "the Fund") is a mixed assets (islamic) fund that seeks to achieve capital growth over the medium to long term.

Note: There is no guarantee that the Fund's investment objective will be achieved and your capital may be at risk.

Any material changes to the investment objective of the Fund would require Unit Holders' approval.

FUND INFORMATION

Fund Category

Mixed Assets (Islamic)

Fund Type

Growth

Launch Date

15-Feb-22

Benchmark

Maybank 12-month MYR Islamic fixed deposit rate + 3%

NAV Per Unit

RM 0.4407

Class Size

RM 63.70 million

Total Fund Size (all classes)

RM 168.97 million

Distribution Policy

Distribution, if any, shall be on an annual basis and at the discretion of the Manager.

Initial Offer Price (IOP)

N/A

Sales Charge

Up to 5.00% of the NAV per Unit

Redemption Charge

Nil

Annual Management Fee

Up to 1.80% per annum of the NAV of each Class

Annual Trustee Fee

Up to 0.04% per annum of the NAV of the Fund (excluding foreign custodian fees and charges).

Min. Initial Investment

RM1,000 or such other lower amount as determined by the Manager from time to time.

Min. Additional Investment

RM100 or such other lower amount as determined by the Manager from time to time.

Cut-off time for injection /

Withdrawal

4.00 p.m. on a Business Day as

stated in Prospectus /

Information Memorandum.

Do note that times may differ

from respective distributors.

Period of payment after

withdrawal

Within 7 business days

Financial Year End

30-Apr

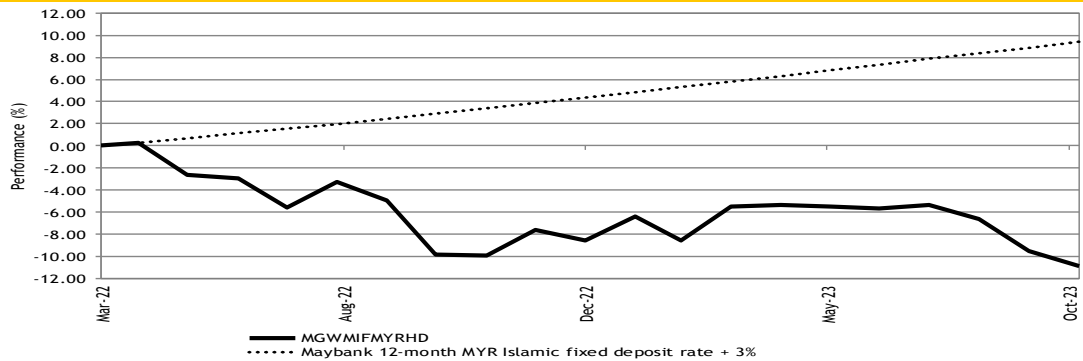
Portfolio Yield

5.79%

Portfolio Duration

4.63 years

Performance Record as at 31-Oct-23



** Performance record from 08 Mar 22 - 31 Oct 23, income reinvested, calculated in MYR
** Inclusive of distribution since inception (if any)
Source: Novagni Analytics and Advisory Sdn. Bhd.

Performance (%) Return as at 31-Oct-23

Total Return	YTD	1 Mth	3 Mth	6 Mth	1 Yr	3 Yr	5 Yr	SI
Fund	-2.55	-1.54	-5.89	-5.89	-1.04	-	-	-10.90
Benchmark	4.85	0.48	1.43	2.91	5.85	-	-	9.42

	Annualised Return			Calendar Year Return				
	3 Yr	5 Yr	SI	2022*	2021	2020	2019	2018
Fund	-	-	-6.76	-8.56	-	-	-	-
Benchmark	-	-	5.61	3.18	-	-	-	-


*since commencement till 31 Dec 2022
Source: Novagni Analytics and Advisory Sdn. Bhd.

Income Distribution History

Date	Gross (sen)	Yield (%)	Total yield (%)
27/06/2023	0.50	1.07	1.07

Source: Maybank Asset Management Sdn. Bhd.

Asset Allocation as at 31-Oct-23



Source: Maybank Asset Management Sdn. Bhd.

Sector Allocation as at 31-Oct-23

Sukuk	Equities
Sovereign 21.14%	Information Technology 11.96%
Electric 10.60%	Health Care 7.05%
Bank 8.24%	Industrials 5.93%
Commercial Services 3.60%	Consumer Discretionary 5.35%
Real Estate 3.21%	Communication Services 2.99%
Oil&Gas 2.72%	Consumer Staples 2.63%
<u>49.51%</u>	Financials 2.62%
	Materials 1.59%
	Energy 1.12%
	Real Estate 0.18%
	<u>41.42%</u>

Source: Maybank Asset Management Sdn. Bhd.

Country Allocation as at 31-Oct-23

Sukuk	Equities
United Arab Emirates 14.00%	United States 25.97%
Malaysia 13.71%	Britain 3.38%
Saudi Arabia 11.71%	Denmark 1.94%
Indonesia 10.09%	Japan 1.83%
<u>49.51%</u>	Taiwan 1.51%
	France 1.29%
	Spain 0.90%
	South Korea 0.81%
	Netherlands 0.74%
	Others 3.05%
	<u>41.42%</u>

Source: Maybank Asset Management Sdn. Bhd.

Top 5 Holdings as at 31-Oct-23

Sukuk	Equities
TNB GLOBAL VENTURES CAP 3.244% 19.10.26 4.46%	AA 2.05%
TNB GLOBAL VENTURES CAP 4.851% 01.11.28 4.06%	A 14.98%
MALAYSIA WAKALA SUKUK 2.070% 28.04.31 3.84%	BBB 32.48%
DUBAI ISLAMIC BANK SUKUK LTD 4.800% 16.08.28 3.27%	<u>49.51%</u>
MAJID AL FUTTAIM 3.9325% 28.02.30 3.21%	
ISHARES PHYSICAL GOLD ETC 3.09%	
ISHARES MSCI EM ISLAMIC UCITS ETF USD (Dist) 2.92%	
MICROSOFT CORP 2.76%	
ALPHABET INC 2.13%	
APPLE INC 1.56%	

Source: Maybank Asset Management Sdn. Bhd.

Credit Ratings as at 31-Oct-23

AA	2.05%
A	14.98%
BBB	32.48%
	<u>49.51%</u>

Source: Maybank Asset Management Sdn. Bhd.

The yield of the distributions are calculated based on the total dividend payout/ex-distribution NAV.

The term "Maybank AM" used herein refers to Maybank Asset Management. This Fund Fact Sheet ("FFS") is for informational purpose only. You should seek your own financial advice from a licensed adviser before investing in this Fund. Maybank AM does not make any representations or warranties of any kind express or implied, about the completeness, accuracy, reliability, suitability or availability with respect to the information contained herein.

Investors are advised to read and understand the contents of Replacement Prospectus dated 8 May 2023 which supercedes the Prospectus dated 15 February 2022 as amended by the First Supplementary Prospectus dated 1 June 2022 and the Fund's Product Highlights Sheets ("PHS") before investing. The Prospectus and PHS are available at our nearest representative offices and investors have the right to request for a copy of the Prospectus and PHS. The Prospectus has been registered with the Securities Commission Malaysia who takes no responsibility for its contents.

You should be aware that investments in unit trust funds carry risks. An outline of the risks are contained in the Prospectus. Unit prices and income distribution, if any, may rise or fall. Past performance of a fund is not an indicative of future performance. Please consider the fees and charges involved before investing. Units will be issued upon receipt of completed application form accompanying the Prospectus and subject to terms and conditions therein.

In no event shall Maybank AM be liable for any loss or damages howsoever arising whether in contract, tort, negligence, strict liability or any other basis, including without limitation, direct or indirect, special, incidental, consequential or punitive damages arising i) from incompleteness, inaccuracy, unreliability, unsuitability or unavailability with respect to this FFS and/or reliance thereon; or ii) from reproduction or use of the information/copyright/trademark contained in the FFS.

SC's approval or authorisation, or the registration, lodgement or submission of the Prospectus/ Information Memorandum does not amount to nor indicate that the SC has recommended or endorsed the Fund or the Fund Fact Sheet.

FUND OBJECTIVE

The Maybank Global Wealth Moderate-I Fund - USD (Acc.) Class ("MGWMIFUSD" or "the Fund") is a mixed assets (islamic) fund that seeks to achieve capital growth over the medium to long term.

Note: There is no guarantee that the Fund's investment objective will be achieved and your capital may be at risk. Any material changes to the investment objective of the Fund would require Unit Holders' approval.

FUND INFORMATION

Fund Category

Mixed Assets (Islamic)

Fund Type

Growth

Launch Date

1-Jun-22

Benchmark

Maybank 12-month MYR Islamic fixed deposit rate + 3%

NAV Per Unit

USD 0.4713

Class Size

USD 0.14 million

Total Fund Size (all classes)

RM 168.97 million

Distribution Policy

The Fund is not expected to distribute income for the Class.

Initial Offer Price (IOP)

USD 0.5000

Sales Charge

Up to 5.00% of the NAV per Unit

Redemption Charge

Nil

Annual Management Fee

Up to 1.80% per annum of the NAV of each Class

Annual Trustee Fee

Up to 0.04% per annum of the NAV of the Fund (excluding foreign custodian fees and charges).

Min. Initial Investment

USD1,000 or such other lower amount as determined by the Manager from time to time.

Min. Additional Investment

USD100 or such other lower amount as determined by the Manager from time to time.

Cut-off time for injection / Withdrawal

4.00 p.m. on a Business Day as stated in Prospectus / Information Memorandum. Do note that times may differ from respective distributors.

Period of payment after withdrawal

Within 7 business days

Financial Year End

30-Apr

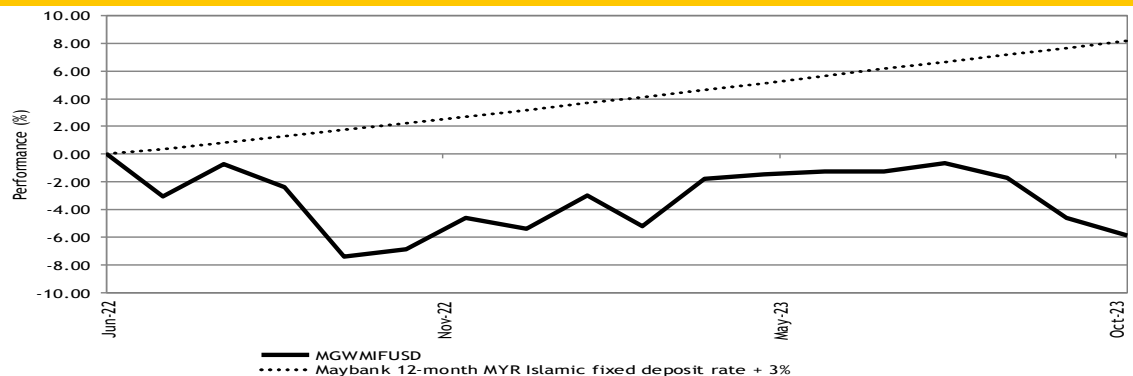
Portfolio Yield

5.79%

Portfolio Duration

4.63 years

Performance Record as at 31-Oct-23



** Performance record from 02 Jun 22 - 31 Oct 23, income reinvested, calculated in USD
** Inclusive of distribution since inception (if any)
Source: Novagni Analytics and Advisory Sdn. Bhd.


Performance (%) Return as at 31-Oct-23

Total Return	YTD	1 Mth	3 Mth	6 Mth	1 Yr	3 Yr	5 Yr	SI
Fund	-0.49	-1.28	-5.25	-4.48	1.79	-	-	-5.83
Benchmark	4.85	0.48	1.43	2.91	5.85	-	-	8.18

	Annualised Return			Calendar Year Return				
	3 Yr	5 Yr	SI	2022*	2021	2020	2019	2018
Fund	-	-	-4.16	-5.37	-	-	-	-
Benchmark	-	-	5.72	4.36	-	-	-	-

*since commencement till 31 Dec 2022
Source: Novagni Analytics and Advisory Sdn. Bhd.

Asset Allocation as at 31-Oct-23



Source: Maybank Asset Management Sdn. Bhd.

Sector Allocation as at 31-Oct-23

Sukuk	Equities
Sovereign	Information Technology
21.14%	11.96%
Electric	Health Care
10.60%	7.05%
Banks	Industrials
8.24%	5.93%
Commercial Services	Consumer Discretionary
3.60%	5.35%
Real Estate	Communication Services
3.21%	2.99%
Oil&Gas	Consumer Staples
2.72%	2.63%
49.51%	Financials
	2.62%
	Materials
	1.59%
	Energy
	1.12%
	Real Estate
	0.18%
	41.42%

Source: Maybank Asset Management Sdn. Bhd.

Country Allocation as at 31-Oct-23

Sukuk	Equities
United Arab Emirates	United States
14.00%	25.97%
Malaysia	Britain
13.71%	3.38%
Saudi Arabia	Denmark
11.71%	1.94%
Indonesia	Japan
10.09%	1.83%
49.51%	Taiwan
	1.51%
	France
	1.29%
	Spain
	0.90%
	South Korea
	0.81%
	Netherlands
	0.74%
	Others
	3.05%
	41.42%

Source: Maybank Asset Management Sdn. Bhd.

Top 5 Holdings as at 31-Oct-23

Sukuk	Equities
TNB GLOBAL VENTURES CAP 3.244% 19.10.26	ISHARES PHYSICAL GOLD ETC
4.46%	3.09%
TNB GLOBAL VENTURES CAP 4.851% 01.11.28	ISHARES MSCI EM ISLAMIC UCITS ETF USD (Dist)
4.06%	2.92%
MALAYSIA WAKALA SUKUK 2.070% 28.04.31	MICROSOFT CORP
3.84%	2.76%
DUBAI ISLAMIC BANK SUKUK LTD 4.800% 16.08.28	ALPHABET INC
3.27%	2.13%
MAJID AL FUTTAIM 3.9325% 28.02.30	APPLE INC
3.21%	1.56%

Source: Maybank Asset Management Sdn. Bhd.

Credit Ratings as at 31-Oct-23

AA	2.05%
A	14.98%
BBB	32.48%
	49.51%

Source: Maybank Asset Management Sdn. Bhd.

The yield of the distributions are calculated based on the total dividend payout/ex-distribution NAV.

The term "Maybank AM" used herein refers to Maybank Asset Management. This Fund Fact Sheet ("FFS") is for informational purpose only. You should seek your own financial advice from a licensed adviser before investing in this Fund. Maybank AM does not make any representations or warranties of any kind express or implied, about the completeness, accuracy, reliability, suitability or availability with respect to the information contained herein.

Investors are advised to read and understand the contents of Replacement Prospectus dated 8 May 2023 which supercedes the Prospectus dated 15 February 2022 as amended by the First Supplementary Prospectus dated 1 June 2022 and the Fund's Product Highlights Sheets ("PHS") before investing. The Prospectus and PHS are available at our nearest representative offices and investors have the right to request for a copy of the Prospectus and PHS. The Prospectus has been registered with the Securities Commission Malaysia who takes no responsibility for its contents.

You should be aware that investments in unit trust funds carry risks. An outline of the risks are contained in the Prospectus. Unit prices and income distribution, if any, may rise or fall. Past performance of a fund is not an indicative of future performance. Please consider the fees and charges involved before investing. Units will be issued upon receipt of completed application form accompanying the Prospectus and subject to terms and conditions therein.

In no event shall Maybank AM be liable for any loss or damages howsoever arising whether in contract, tort, negligence, strict liability or any other basis, including without limitation, direct or indirect, special, incidental, consequential or punitive damages arising i) from incompleteness, inaccuracy, unreliability, unsuitability or unavailability with respect to this FFS and/or reliance thereon; or ii) from reproduction or use of the information/copyright/trademark contained in the FFS.

SC's approval or authorisation, or the registration, lodgement or submission of the Prospectus/ Information Memorandum does not amount to nor indicate that the SC has recommended or endorsed the Fund or the Fund Fact Sheet.

FUND OBJECTIVE

The Maybank Global Wealth Moderate-I Fund - USD (Dist.) Class ("MGWMIFUSDD" or "the Fund") is a mixed assets (islamic) fund that seeks to achieve capital growth over the medium to long term.

Note: There is no guarantee that the Fund's investment objective will be achieved and your capital may be at risk. Any material changes to the investment objective of the Fund would require Unit Holders' approval.

FUND INFORMATION

Fund Category

Mixed Assets (Islamic)

Fund Type

Growth

Launch Date

1-Jun-22

Benchmark

Maybank 12-month MYR Islamic fixed deposit rate + 3%

NAV Per Unit

USD 0.4649

Class Size

USD 3.43 million

Total Fund Size (all classes)

RM 168.97 million

Distribution Policy

Distribution, if any, shall be on an annual basis and at the discretion of the Manager.

Initial Offer Price (IOP)

USD 0.5000

Sales Charge

Up to 5.00% of the NAV per Unit

Redemption Charge

Nil

Annual Management Fee

Up to 1.80% per annum of the NAV of each Class

Annual Trustee Fee

Up to 0.04% per annum of the NAV of the Fund (excluding foreign custodian fees and charges).

Min. Initial Investment

USD1,000 or such other lower amount as determined by the Manager from time to time.

Min. Additional Investment

USD100 or such other lower amount as determined by the Manager from time to time.

Cut-off time for injection / Withdrawal

4.00 p.m. on a Business Day as stated in Prospectus / Information Memorandum. Do note that times may differ from respective distributors.

Period of payment after withdrawal

Within 7 business days

Financial Year End

30-Apr

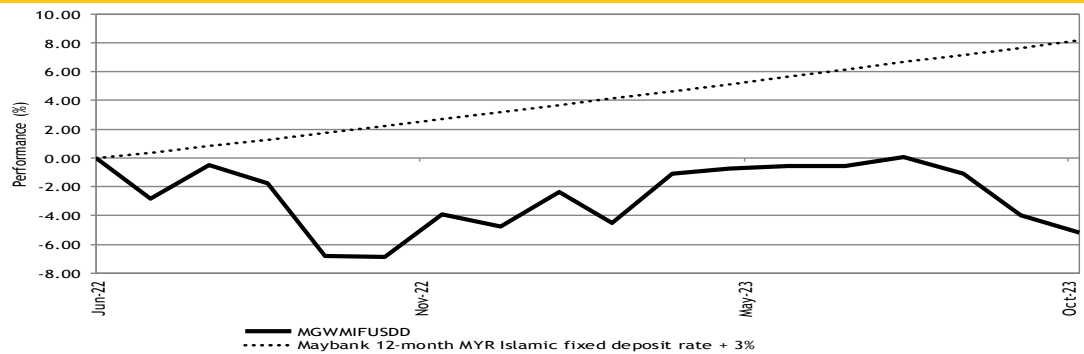
Portfolio Yield

5.79%

Portfolio Duration

4.63 years

Performance Record as at 31-Oct-23



** Performance record from 02 Jun 22 - 31 Oct 23, income reinvested, calculated in USD
** Inclusive of distribution since inception (if any)
Source: Novagni Analytics and Advisory Sdn. Bhd.

Performance (%) Return as at 31-Oct-23

Total Return	YTD	1 Mth	3 Mth	6 Mth	1 Yr	3 Yr	5 Yr	SI
Fund	-0.50	-1.30	-5.26	-4.50	1.79	-	-	-5.21
Benchmark	4.85	0.48	1.43	2.91	5.85	-	-	8.18

	Annualised Return			Calendar Year Return				
	3 Yr	5 Yr	SI	2022*	2021	2020	2019	2018
Fund	-	-	-3.71	-4.74	-	-	-	-
Benchmark	-	-	5.72	3.18	-	-	-	-

*since commencement till 31 Dec 2022
Source: Novagni Analytics and Advisory Sdn. Bhd.

Income Distribution History

Date	Gross (sen)	Yield (%)	Total yield (%)
27/06/2023	1.00	2.05	2.05

Source: Maybank Asset Management Sdn. Bhd.

Asset Allocation as at 31-Oct-23



Source: Maybank Asset Management Sdn. Bhd.

Sector Allocation as at 31-Oct-23

Sukuk	Equities
Sovereign 21.14%	Information Technology 11.96%
Electric 10.60%	Health Care 7.05%
Banks 8.24%	Industrials 5.93%
Commercial Services 3.60%	Consumer Discretionary 5.35%
Real Estate 3.21%	Communication Services 2.99%
Oil&Gas 2.72%	Consumer Staples 2.63%
49.51%	Financials 2.62%
	Materials 1.59%
	Energy 1.12%
	Real Estate 0.18%
	41.42%

Source: Maybank Asset Management Sdn. Bhd.

Country Allocation as at 31-Oct-23

Sukuk	Equities
United Arab Emirates 14.00%	United States 25.97%
Malaysia 13.71%	Britain 3.38%
Saudi Arabia 11.71%	Denmark 1.94%
Indonesia 10.09%	Japan 1.83%
49.51%	Taiwan 1.51%
	France 1.29%
	Spain 0.90%
	South Korea 0.81%
	Netherlands 0.74%
	Others 3.05%
	41.42%

Source: Maybank Asset Management Sdn. Bhd.

Top 5 Holdings as at 31-Oct-23

Sukuk	Equities
TNB GLOBAL VENTURES CAP 3.244% 19.10.26 4.46%	AA 2.05%
TNB GLOBAL VENTURES CAP 4.851% 01.11.28 4.06%	A 14.98%
MALAYSIA WAKALA SUKUK 2.070% 28.04.31 3.84%	BBB 32.48%
DUBAI ISLAMIC BANK SUKUK LTD 4.800% 16.08.28 3.27%	49.51%
MAJID AL FUTTAIM 3.9325% 28.02.30 3.21%	
Equities	
ISHARES PHYSICAL GOLD ETC 3.09%	
ISHARES MSCI EM ISLAMIC UCITS ETF USD (Dist) 2.92%	
MICROSOFT CORP 2.76%	
ALPHABET INC 2.13%	
APPLE INC 1.56%	

Source: Maybank Asset Management Sdn. Bhd.

Credit Ratings as at 31-Oct-23

AA	2.05%
A	14.98%
BBB	32.48%
	49.51%

Source: Maybank Asset Management Sdn. Bhd.

The yield of the distributions are calculated based on the total dividend payout/ex-distribution NAV.

The term "Maybank AM" used herein refers to Maybank Asset Management. This Fund Fact Sheet ("FFS") is for informational purpose only. You should seek your own financial advice from a licensed adviser before investing in this Fund. Maybank AM does not make any representations or warranties of any kind express or implied, about the completeness, accuracy, reliability, suitability or availability with respect to the information contained herein.

Investors are advised to read and understand the contents of Replacement Prospectus dated 8 May 2023 which supercedes the Prospectus dated 15 February 2022 as amended by the First Supplementary Prospectus dated 1 June 2022 and the Fund's Product Highlights Sheets ("PHS") before investing. The Prospectus and PHS are available at our nearest representative offices and investors have the right to request for a copy of the Prospectus and PHS. The Prospectus has been registered with the Securities Commission Malaysia who takes no responsibility for its contents.

You should be aware that investments in unit trust funds carry risks. An outline of the risks are contained in the Prospectus. Unit prices and income distribution, if any, may rise or fall. Past performance of a fund is not an indicative of future performance. Please consider the fees and charges involved before investing. Units will be issued upon receipt of completed application form accompanying the Prospectus and subject to terms and conditions therein.

In no event shall Maybank AM be liable for any loss or damages howsoever arising whether in contract, tort, negligence, strict liability or any other basis, including without limitation, direct or indirect, special, incidental, consequential or punitive damages arising i) from incompleteness, inaccuracy, unreliability, unsuitability or unavailability with respect to this FFS and/or reliance thereon; or ii) from reproduction or use of the information/copyright/trademark contained in the FFS.

SC's approval or authorisation, or the registration, lodgement or submission of the Prospectus/ Information Memorandum does not amount to nor indicate that the SC has recommended or endorsed the Fund or the Fund Fact Sheet.