

FUND OBJECTIVE

The Maybank Global Wealth Moderate-I Fund - (MYR (Hedged) (Acc.) Class) ("MGWMIFMYRH" or "the Fund") is a mixed assets (islamic) fund that seeks to achieve capital growth over the medium to long term.

Note: There is no guarantee that the Fund's investment objective will be achieved and your capital may be at risk. Any material changes to the investment objective of the Fund would require Unit Holders' approval.

FUND INFORMATION

Fund Category

Mixed Assets (Islamic)

Fund Type

Growth

Launch Date

15-Feb-22

Benchmark

Maybank 12-month MYR Islamic fixed deposit rate + 3%

NAV Per Unit

RM 0.4864

Fund Size

RM 75.61 million

Distribution Policy

The Fund is not expected to distribute income for the Class.

Initial Offer Price (IOP)

RM0.5000

Sales Charge

Up to 5.00% of the NAV per Unit

Redemption Charge

Nil

Annual Management Fee

Up to 1.80% per annum of the NAV of each Class

Annual Trustee Fee

Up to 0.04% per annum of the NAV of the Fund (excluding foreign custodian fees and charges).

Min. Initial Investment

RM1,000 or such other lower amount as determined by the Manager from time to time.

Min. Additional Investment

RM100 or such other lower amount as determined by the Manager from time to time.

Cut-off time for injection / Withdrawal

4.00 p.m. on a Business Day as stated in Prospectus / Information Memorandum. Do note that times may differ from respective distributors.

Period of payment after withdrawal

Within 10 calendar days

Financial Year End

30-Apr

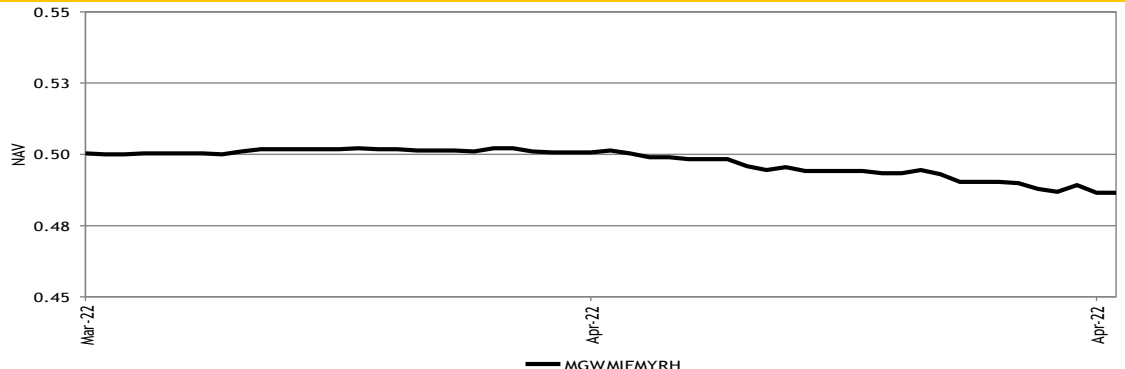
Portfolio Yield

2.16%

Portfolio Duration

3.18 years

Price Movement Chart as at 30-Apr-22



** NAV - NAV price from 08 Mar 22 - 30 Apr 22, income reinvested, calculated in MYR
** Inclusive of distribution since inception (if any)
Fund with less than 1 year required to show NAV movement only
Source: Novagni Analytics and Advisory Sdn. Bhd.


Performance (%) Return as at 30-Apr-22

Total Return	YTD	1 Mth	3 Mth	6 Mth	1 Yr	3 Yr	5 Yr	SI
Fund	-2.76	-2.91	-	-	-	-	-	-2.76
Benchmark	0.69	0.39	-	-	-	-	-	0.69

	Annualised Return			Calendar Year Return				
	3 Yr	5 Yr	SI	2021	2020	2019	2018	2017
Fund	-	-	-	-	-	-	-	-
Benchmark	-	-	-	-	-	-	-	-

Source: Novagni Analytics and Advisory Sdn. Bhd.

Asset Allocation as at 30-Apr-22



Source: Maybank Asset Management Sdn. Bhd.

Sector Allocation as at 30-Apr-22

Sukuk	Equities
Sovereign 17.84%	Information Technology 6.53%
Commercial Services 4.67%	Health Care 4.61%
Electric 2.46%	Industrials 2.81%
Real Estate 2.30%	Consumer Staples 2.14%
<u>27.27%</u>	Consumer Discretionary 1.79%
	Communication 1.39%
	Real Estate 1.11%
	Utilities 0.52%
	Materials 0.29%
	Energy 0.27%
	Financials 0.23%
	<u>21.69%</u>

Source: Maybank Asset Management Sdn. Bhd.

Country Allocation as at 30-Apr-22

Sukuk	Equities
Saudi Arabia 9.42%	United States 13.05%
United Arab Emirate 8.96%	Britain 2.43%
Indonesia 8.89%	Switzerland 1.31%
<u>27.27%</u>	Netherlands 0.83%
	Taiwan 0.68%
	Hong Kong 0.63%
	Japan 0.48%
	France 0.45%
	Canada 0.32%
	Others 1.51%
	<u>21.69%</u>

Source: Maybank Asset Management Sdn. Bhd.

Top 5 Holdings as at 30-Apr-22

Sukuk	Equities
PERUSAHAAN PENERBIT SBSN INDONESIA III 1.500% 09.06.26 5.88%	
KSA SUKUK LIMITED 2.250% 17.05.31 3.59%	
KSA SUKUK LIMITED 3.628% 20.04.27 3.37%	
PERUSAHAAN PENERBIT SBSN INDONESIA III 2.550% 09.06.31 3.02%	
SAUDI ELECTRICITY 4.723% 27.09.28 2.46%	
	WISDOMTREE PHYSICAL GOLD 4.72%
	MICROSOFT CORP 1.31%
	ALPHABET INC 1.00%
	ASTRAZENECA PLC 0.95%
	JOHNSON & JOHNSON 0.79%

Source: Maybank Asset Management Sdn. Bhd.

Credit Ratings as at 30-Apr-22

A	9.42%
BBB	17.85%
	<u>27.27%</u>

Source: Maybank Asset Management Sdn. Bhd.

The yield of the distributions are calculated based on the total dividend payout/ex-distribution NAV.

The term "Maybank AM" used herein refers to Maybank Asset Management. This Fund Fact Sheet ("FFS") is for informational purpose only. You should seek your own financial advice from a licensed adviser before investing in this Fund. Maybank AM does not make any representations or warranties of any kind express or implied, about the completeness, accuracy, reliability, suitability or availability with respect to the information contained herein.

Investors are advised to read and understand the contents of the Prospectus dated 15 February 2022 and the Fund's Product Highlights Sheets ("PHS") before investing. The Prospectus and PHS are available at our nearest representative offices and investors have the right to request for a copy of the Prospectus and PHS. The Prospectus has been registered with the Securities Commission Malaysia who takes no responsibility for its contents.

You should be aware that investments in unit trust funds carry risks. An outline of the risks are contained in the Prospectus. Unit prices and income distribution, if any, may rise or fall. Past performance of a fund is not an indicative of future performance. Please consider the fees and charges involved before investing. Units will be issued upon receipt of completed application form accompanying the Prospectus and subject to terms and conditions therein.

In no event shall Maybank AM be liable for any loss or damages howsoever arising whether in contract, tort, negligence, strict liability or any other basis, including without limitation, direct or indirect, special, incidental, consequential or punitive damages arising i) from incompleteness, inaccuracy, unreliability, unsuitability or unavailability with respect to this FFS and/or reliance thereon; or ii) from reproduction or use of the information/copyright/trademark contained in the FFS.

SC's approval or authorisation, or the registration, lodgement or submission of the Prospectus/ Information Memorandum does not amount to nor indicate that the SC has recommended or endorsed the Fund or the Fund Fact Sheet.

FUND OBJECTIVE

The Maybank Global Wealth Moderate-I Fund - (MYR (Hedged) (Dist.) Class) ("MGWMIFMYRHD" or "the Fund") is a mixed assets (islamic) fund that seeks to achieve capital growth over the medium to long term.

Note: There is no guarantee that the Fund's investment objective will be achieved and your capital may be at risk. Any material changes to the investment objective of the Fund would require Unit Holders' approval.

FUND INFORMATION

Fund Category

Mixed Assets (Islamic)

Fund Type

Growth

Launch Date

15-Feb-22

Benchmark

Maybank 12-month MYR Islamic fixed deposit rate + 3%

NAV Per Unit

RM 0.4866

Fund Size

RM 53.86 million

Distribution Policy

Distribution, if any, shall be on an annual basis and at the discretion of the Manager.

Initial Offer Price (IOP)

RM0.5000

Sales Charge

Up to 5.00% of the NAV per Unit

Redemption Charge

Nil

Annual Management Fee

Up to 1.80% per annum of the NAV of each Class

Annual Trustee Fee

Up to 0.04% per annum of the NAV of the Fund (excluding foreign custodian fees and charges).

Min. Initial Investment

RM1,000 or such other lower amount as determined by the Manager from time to time.

Min. Additional Investment

RM100 or such other lower amount as determined by the Manager from time to time.

Cut-off time for injection / Withdrawal

4.00 p.m. on a Business Day as stated in Prospectus / Information Memorandum. Do note that times may differ from respective distributors.

Period of payment after withdrawal

Within 10 calendar days

Financial Year End

30-Apr

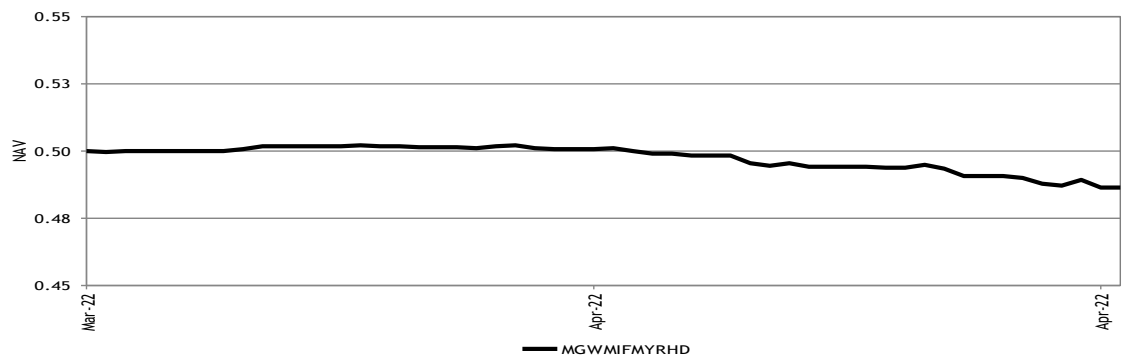
Portfolio Yield

2.16%

Portfolio Duration

3.18 years

Price Movement Chart as at 30-Apr-22



** NAV - NAV price from 08 Mar 22 - 30 Apr 22, income reinvested, calculated in MYR
** Inclusive of distribution since inception (if any)
Fund with less than 1 year required to show NAV movement only
Source: Novagni Analytics and Advisory Sdn. Bhd.


Performance (%) Return as at 30-Apr-22

Total Return	YTD	1 Mth	3 Mth	6 Mth	1 Yr	3 Yr	5 Yr	SI
Fund	-2.66	-2.89	-	-	-	-	-	-2.66
Benchmark	0.69	0.39	-	-	-	-	-	0.69

	Annualised Return			Calendar Year Return				
	3 Yr	5 Yr	SI	2021	2020	2019	2018	2017
Fund	-	-	-	-	-	-	-	-
Benchmark	-	-	-	-	-	-	-	-

Source: Novagni Analytics and Advisory Sdn. Bhd.

Asset Allocation as at 30-Apr-22



Source: Maybank Asset Management Sdn. Bhd.

Sector Allocation as at 30-Apr-22

Sukuk		Equities	
Sovereign	17.84%	Information Technology	6.53%
Commercial Services	4.67%	Health Care	4.61%
Electric	2.46%	Industrials	2.81%
Real Estate	2.30%	Consumer Staples	2.14%
	<u>27.27%</u>	Consumer Discretionary	1.79%
		Communication	1.39%
		Real Estate	1.11%
		Utilities	0.52%
		Materials	0.29%
		Energy	0.27%
		Financials	0.23%
			<u>21.69%</u>

Source: Maybank Asset Management Sdn. Bhd.

Country Allocation as at 30-Apr-22

Sukuk		Equities	
Saudi Arabia	9.42%	United States	13.05%
United Arab Emirate	8.96%	Britain	2.43%
Indonesia	<u>8.89%</u>	Switzerland	1.31%
	<u>27.27%</u>	Netherlands	0.83%
		Taiwan	0.68%
		Hong Kong	0.63%
		Japan	0.48%
		France	0.45%
		Canada	0.32%
		Others	1.51%
			<u>21.69%</u>

Source: Maybank Asset Management Sdn. Bhd.

Top 5 Holdings as at 30-Apr-22

Sukuk		Equities	
PERUSAHAAN PENERBIT SBSN INDONESIA III 1.500% 09.06.26	5.88%	WISDOMTREE PHYSICAL GOLD	4.72%
KSA SUKUK LIMITED 2.250% 17.05.31	3.59%	MICROSOFT CORP	1.31%
KSA SUKUK LIMITED 3.628% 20.04.27	3.37%	ALPHABET INC	1.00%
PERUSAHAAN PENERBIT SBSN INDONESIA III 2.550% 09.06.31	3.02%	ASTRAZENECA PLC	0.95%
SAUDI ELECTRICITY 4.723% 27.09.28	2.46%	JOHNSON & JOHNSON	0.79%

Source: Maybank Asset Management Sdn. Bhd.

Credit Ratings as at 30-Apr-22

A	9.42%
BBB	<u>17.85%</u>
	<u>27.27%</u>

Source: Maybank Asset Management Sdn. Bhd.

The yield of the distributions are calculated based on the total dividend payout/ex-distribution NAV.

The term "Maybank AM" used herein refers to Maybank Asset Management. This Fund Fact Sheet ("FFS") is for informational purpose only. You should seek your own financial advice from a licensed adviser before investing in this Fund. Maybank AM does not make any representations or warranties of any kind express or implied, about the completeness, accuracy, reliability, suitability or availability with respect to the information contained herein.

Investors are advised to read and understand the contents of the Prospectus dated 15 February 2022 and the Fund's Product Highlights Sheets ("PHS") before investing. The Prospectus and PHS are available at our nearest representative offices and investors have the right to request for a copy of the Prospectus and PHS. The Prospectus has been registered with the Securities Commission Malaysia who takes no responsibility for its contents.

You should be aware that investments in unit trust funds carry risks. An outline of the risks are contained in the Prospectus. Unit prices and income distribution, if any, may rise or fall. Past performance of a fund is not an indicative of future performance. Please consider the fees and charges involved before investing. Units will be issued upon receipt of completed application form accompanying the Prospectus and subject to terms and conditions therein.

In no event shall Maybank AM be liable for any loss or damages howsoever arising whether in contract, tort, negligence, strict liability or any other basis, including without limitation, direct or indirect, special, incidental, consequential or punitive damages arising i) from incompleteness, inaccuracy, unreliability, unsuitability or unavailability with respect to this FFS and/or reliance thereon; or ii) from reproduction or use of the information/copyright/trademark contained in the FFS.

SC's approval or authorisation, or the registration, lodgement or submission of the Prospectus/ Information Memorandum does not amount to nor indicate that the SC has recommended or endorsed the Fund or the Fund Fact Sheet.