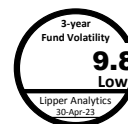




## FUND OBJECTIVE

The MAMG Dynamic High Income Fund - MYR Class ("MDHIFMYR" or "the Fund") is a feeder (wholesale) fund that aims to maximise investment returns by investing in the BlackRock Global Funds - Dynamic High Income Fund ("Target Fund").



## FUND INFORMATION

### Fund Category

Feeder fund (multi asset)  
(wholesale)

### Launch Date

22-Jan-19

### Risk Benchmark

70% MSCI World Index + 30%  
Bloomberg Barclays Global  
Aggregate Bond Index USD  
Hedged.

### NAV Per Unit

RM 1.0089

### Class Size

RM 9.28 million

### Feeder Fund (Total Size)

RM 46.65 million

### Target Fund Size

USD 2,891.99 million

### Distribution Policy

Distribution, if any, will be incidental for the first financial year. Thereafter, distribution, if any, will be made on a quarterly basis. The source of income, if any, for the purpose of distribution shall be derived from the realised income and/or gain.

### Initial Offer Price (IOP)

RM1.0000

### Sales Charge

Up to 5.00% of the NAV per Unit

### Redemption Charge

Nil

### Annual Management Fee

Up to 1.80% per annum of the NAV of each Class, calculated and accrued daily in the base currency of the Fund, USD, and payable monthly to the Manager.

### Annual Trustee Fee

Up to 0.02% per annum of the NAV of the Fund, subject to a minimum of RM6,000 per annum, calculated and accrued daily and payable monthly to the Trustee.

### Min. Initial Investment

RM25,000 or such other amount or number of Units as may be decided by the Manager from time to time.

### Min. Additional Investment

RM5,000 or such other amount or number of Units as may be decided by the Manager from time to time.

### Cut-off time for injection / Withdrawal

4.00 p.m. on a Business Day as stated in Prospectus / Information Memorandum. Do note that times may differ from respective distributors.

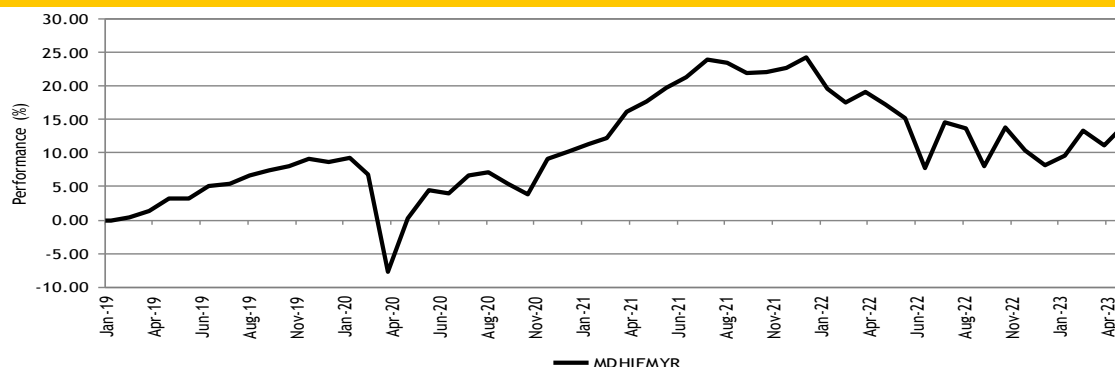
### Period of payment after withdrawal

Within 14 calendar days

### Financial Year End

31-Mar

## Performance Record as at 30-Apr-23



\*\* Performance record from 22 Jan 19 - 30 Apr 23, income reinvested, calculated in MYR

\*\* Inclusive of distribution since inception (if any)

Source: Novagmi Analytics and Advisory Sdn. Bhd.

## Performance (%) Return as at 30-Apr-23

Total Return	YTD	1 Mth	3 Mth	6 Mth	1 Yr	3 Yr	5 Yr	SI
Fund	5.30	2.56	3.91	0.04	-2.79	13.71	-	13.93
Annualised Return				Calendar Year Return				
	3 Yr	5 Yr	SI	2022	2021	2020	2019*	2018
Fund	4.37	-	3.10	-12.96	12.85	1.35	8.68	-

\*since commencement till 31 Dec 2019


Source: Novagmi Analytics and Advisory Sdn. Bhd.

## Income Distribution History

Date	Gross (sen)	Yield (%)	Total yield (%)
28/12/2022	1.00	1.03	
27/09/2022	1.30	1.34	3.34
29/03/2022	1.00	0.93	
2021	5.80	-	5.24
2020	2.99	-	2.95
2019	0.90	-	0.86


Source: Maybank Asset Management Sdn. Bhd.

## Asset Allocation (Feeder Fund) as at 30-Apr-23



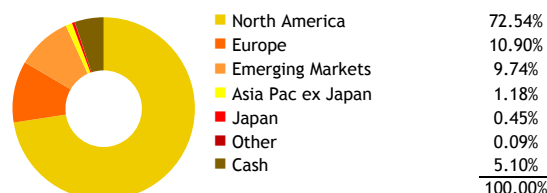
Source: Maybank Asset Management Sdn. Bhd.

## Asset Type Breakdown (Target Fund) as at 30-Apr-23



Source: Blackrock Global Funds

## Country Allocation (Target Fund) as at 30-Apr-23



Source: Blackrock Global Funds

## Top 10 Holdings (Target Fund) as at 30-Apr-23

ISHARES \$ HIGH YIELD CRP BND ETF \$	5.72%
ISHARES CORE S&P 500 UCITS ETF (DI	2.99%
ISH ED MSCI USA VAL FCTR ETF	0.60%
TAIWAN SEMICONDUCTOR MANUFACTURING	0.51%
SPX ROYAL BANK OF CANADA 6.065/5/2023	0.46%
MICROSOFT CORP	0.42%
SPX ROYAL BANK OF CANADA 5.774/27/2023	0.36%
MCD ROYAL BANK OF CANADA 6.997/24/2023	0.36%
SPX ROYAL BANK OF CANADA 5.725/12/2023	0.36%
SPX ROYAL BANK OF CANADA 5.565/23/2023	0.36%

Source: Blackrock Global Funds

The yield of the distributions are calculated based on the total dividend payout/ex-distribution NAV.

Based on the fund's portfolio returns as at 30 April 2023, the Volatility Factor (VF) for this fund is 9.80 and is classified as "Low". (Source: Lipper). "Low" includes funds with VF that are above 3.820 and less than or equal to 9.905 (source: Lipper). The VF means there is a possibility for the fund in generating an upside return or downside return around this VF. The Volatility Class (VC) is assigned by Lipper based on quintile ranks of VF for qualified funds. VF is subject to monthly revision and VC will be revised every six months. The fund's portfolio may have changed since this date and there is no guarantee that the fund will continue to have the same VF or VC in the future. Presently, only funds launched in the market for at least 36 months will display the VF and its VC.

The term "Maybank AM" used herein refers to Maybank Asset Management. This Fund Fact Sheet ("FFS") is for informational purpose only. You should seek your own financial advice from a licensed adviser before investing in this Fund. Maybank AM does not make any representations or warranties of any kind express or implied, about the completeness, accuracy, reliability, suitability or availability with respect to the information contained herein.

Investors are advised to read and understand the contents of the Information Memorandum dated 22 January 2019 and the Fund's Product Highlights Sheets ("PHS") before investing. The Information Memorandum and PHS are available at our nearest representative offices and investors have the right to request for a copy of the Information Memorandum and PHS. The Information Memorandum has been lodged with the Securities Commission Malaysia who takes no responsibility for its contents.

You should be aware that investments in wholesale funds carry risks. An outline of the risks are contained in the Information Memorandum. Unit prices and income distribution, if any, may rise or fall. Past performance of a fund is not an indicative of future performance. Please consider the fees and charges involved before investing. Units will be issued upon receipt of completed application form accompanying the Information Memorandum and subject to terms and conditions therein.

In no event shall Maybank AM be liable for any loss or damages howsoever arising whether in contract, tort, negligence, strict liability or any other basis, including without limitation, direct or indirect, special, incidental, consequential or punitive damages arising i) from incompleteness, inaccuracy, unreliability, unsuitability or unavailability with respect to this FFS and/or reliance thereon; or ii) from reproduction or use of the information/copyright/trademark contained in the FFS.

SC's approval or authorisation, or the registration, lodgement or submission of the Prospectus/ Information Memorandum does not amount to nor indicate that the SC has recommended or endorsed the Fund or the Fund Fact Sheet.



## FUND OBJECTIVE

The MAMG Dynamic High Income Fund - MYR (Hedged) Class ("MDHIFMYRH" or "the Fund") is a feeder (wholesale) fund that aims to maximise investment returns by investing in the BlackRock Global Funds - Dynamic High Income Fund ("Target Fund").



## FUND INFORMATION

### Fund Category

Feeder fund (multi asset)  
(wholesale)

### Launch Date

22-Jan-19

### Risk Benchmark

70% MSCI World Index + 30%  
Bloomberg Barclays Global  
Aggregate Bond Index USD  
Hedged.

### NAV Per Unit

RM 0.9571

### Class Size

RM 20.83 million

### Feeder Fund (Total Size)

RM 46.65 million

### Target Fund Size

USD 2,891.99 million

### Distribution Policy

Distribution, if any, will be incidental for the first financial year. Thereafter, distribution, if any, will be made on a quarterly basis. The source of income, if any, for the purpose of distribution shall be derived from the realised income and/or gain.

### Initial Offer Price (IOP)

RM1.0000

### Sales Charge

Up to 5.00% of the NAV per Unit

### Redemption Charge

Nil

### Annual Management Fee

Up to 1.80% per annum of the NAV of each Class, calculated and accrued daily in the base currency of the Fund, USD, and payable monthly to the Manager.

### Annual Trustee Fee

Up to 0.02% per annum of the NAV of the Fund, subject to a minimum of RM6,000 per annum, calculated and payable monthly to the Trustee.

### Min. Initial Investment

RM25,000 or such other amount or number of Units as may be decided by the Manager from time to time.

### Min. Additional Investment

RM5,000 or such other amount or number of Units as may be decided by the Manager from time to time.

### Cut-off time for injection / Withdrawal

4.00 p.m. on a Business Day as stated in Prospectus / Information Memorandum. Do note that times may differ from respective distributors.

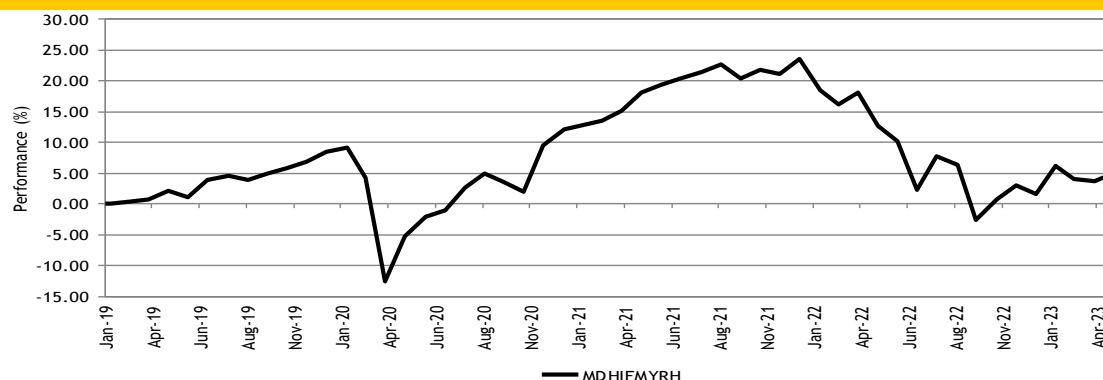
### Period of payment after withdrawal

Within 14 calendar days

### Financial Year End

31-Mar

## Performance Record as at 30-Apr-23



\*\* Performance record from 22 Jan 19 - 30 Apr 23, income reinvested, calculated in MYR

\*\* Inclusive of distribution since inception (if any)

Source: Novagmi Analytics and Advisory Sdn. Bhd.

## Performance (%) Return as at 30-Apr-23

Total Return	YTD	1 Mth	3 Mth	6 Mth	1 Yr	3 Yr	5 Yr	SI
Fund	3.31	1.30	-1.12	4.23	-6.83	10.74	-	4.98
Annualised Return				Calendar Year Return				
	3 Yr	5 Yr	SI	2022	2021	2020	2019*	2018
Fund	3.46	-	1.15	-17.77	10.19	3.36	8.50	-

\*since commencement till 31 Dec 2019


Source: Novagmi Analytics and Advisory Sdn. Bhd.

## Income Distribution History

Date	Gross (sen)	Yield (%)	Total yield (%)
28/12/2022	1.00	1.07	2.52
27/09/2022	1.30	1.43	
2021	5.80	-	5.18
2020	1.75	-	1.72


Source: Maybank Asset Management Sdn. Bhd.

## Asset Allocation (Feeder Fund) as at 30-Apr-23



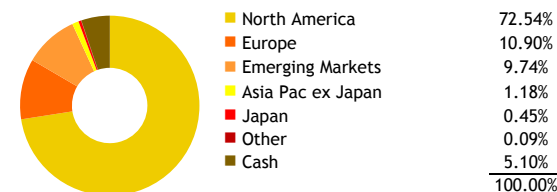
Source: Maybank Asset Management Sdn. Bhd.

## Asset Type Breakdown (Target Fund) as at 30-Apr-23



Source: Blackrock Global Funds

## Country Allocation (Target Fund) as at 30-Apr-23



Source: Blackrock Global Funds

## Top 10 Holdings (Target Fund) as at 30-Apr-23

ISHARES \$ HIGH YIELD CRP BND ETF \$	5.72%
ISHARES CORE S&P 500 UCITS ETF (DI	2.99%
ISH ED MSCI USA VAL FCTR ETF	0.60%
TAIWAN SEMICONDUCTOR MANUFACTURING	0.51%
SPX ROYAL BANK OF CANADA 6.065/5/2023	0.46%
MICROSOFT CORP	0.42%
SPX ROYAL BANK OF CANADA 5.774/27/2023	0.36%
MCD ROYAL BANK OF CANADA 6.997/24/2023	0.36%
SPX ROYAL BANK OF CANADA 5.725/12/2023	0.36%
SPX ROYAL BANK OF CANADA 5.565/23/2023	0.36%

Source: Blackrock Global Funds



The yield of the distributions are calculated based on the total dividend payout/ex-distribution NAV.

Based on the fund's portfolio returns as at 30 April 2023, the Volatility Factor (VF) for this fund is 11.11 and is classified as "Moderate". (Source: Lipper). "Moderate" includes funds with VF that are above 9.905 and less than or equal to 12.875 (source: Lipper). The VF means there is a possibility for the fund in generating an upside return or downside return around this VF. The Volatility Class (VC) is assigned by Lipper based on quintile ranks of VF for qualified funds. VF is subject to monthly revision and VC will be revised every six months. The fund's portfolio may have changed since this date and there is no guarantee that the fund will continue to have the same VF or VC in the future. Presently, only funds launched in the market for at least 36 months will display the VF and its VC.

The term "Maybank AM" used herein refers to Maybank Asset Management. This Fund Fact Sheet ("FFS") is for informational purpose only. You should seek your own financial advice from a licensed adviser before investing in this Fund. Maybank AM does not make any representations or warranties of any kind express or implied, about the completeness, accuracy, reliability, suitability or availability with respect to the information contained herein.

Investors are advised to read and understand the contents of the Information Memorandum dated 22 January 2019 and the Fund's Product Highlights Sheets ("PHS") before investing. The Information Memorandum and PHS are available at our nearest representative offices and investors have the right to request for a copy of the Information Memorandum and PHS. The Information Memorandum has been lodged with the Securities Commission Malaysia who takes no responsibility for its contents.

You should be aware that investments in wholesale funds carry risks. An outline of the risks are contained in the Information Memorandum. Unit prices and income distribution, if any, may rise or fall. Past performance of a fund is not an indicative of future performance. Please consider the fees and charges involved before investing. Units will be issued upon receipt of completed application form accompanying the Information Memorandum and subject to terms and conditions therein.

In no event shall Maybank AM be liable for any loss or damages howsoever arising whether in contract, tort, negligence, strict liability or any other basis, including without limitation, direct or indirect, special, incidental, consequential or punitive damages arising i) from incompleteness, inaccuracy, unreliability, unsuitability or unavailability with respect to this FFS and/or reliance thereon; or ii) from reproduction or use of the information/copyright/trademark contained in the FFS.

SC's approval or authorisation, or the registration, lodgement or submission of the Prospectus/ Information Memorandum does not amount to nor indicate that the SC has recommended or endorsed the Fund or the Fund Fact Sheet.

## FUND OBJECTIVE

The MAMG Dynamic High Income Fund - SGD (Hedged) Class ("MDHIFSGDH" or "the Fund") is a feeder (wholesale) fund that aims to maximise investment returns by investing in the BlackRock Global Funds - Dynamic High Income Fund ("Target Fund").



## FUND INFORMATION

## Fund Category

Feeder fund (multi asset)  
(wholesale)

## Launch Date

22-Jan-19

## Risk Benchmark

70% MSCI World Index + 30%  
Bloomberg Barclays Global  
Aggregate Bond Index USD  
Hedged.

## NAV Per Unit

SGD 0.9135

## Class Size

SGD 0.91 million

## Feeder Fund (Total Size)

RM 46.65 million

## Target Fund Size

USD 2,891.99 million

## Distribution Policy

Distribution, if any, will be incidental for the first financial year. Thereafter, distribution, if any, will be made on a quarterly basis. The source of income, if any, for the purpose of distribution shall be derived from the realised income and/or gain.

## Initial Offer Price (IOP)

SGD1.0000

## Sales Charge

Up to 5.00% of the NAV per Unit

## Redemption Charge

Nil

## Annual Management Fee

Up to 1.80% per annum of the NAV of each Class, calculated and accrued daily in the base currency of the Fund, USD, and payable monthly to the Manager.

## Annual Trustee Fee

Up to 0.02% per annum of the NAV of the Fund, subject to a minimum of RM6,000 per annum, calculated and accrued daily and payable monthly to the Trustee.

## Min. Initial Investment

SGD10,000 or such other amount or number of Units as may be decided by the Manager from time to time.

## Min. Additional Investment

SGD5,000 or such other amount or number of Units as may be decided by the Manager from time to time.

## Cut-off time for injection / Withdrawal

4.00 p.m. on a Business Day as stated in Prospectus / Information Memorandum. Do note that times may differ from respective distributors.

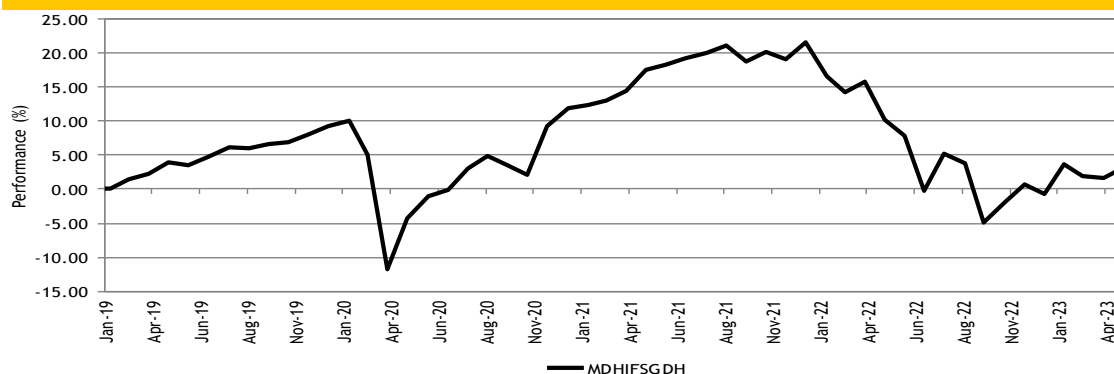
## Period of payment after withdrawal

Within 14 calendar days

## Financial Year End

31-Mar

## Performance Record as at 30-Apr-23



\*\* Performance record from 22 Jan 19 - 30 Apr 23, income reinvested, calculated in SGD

\*\* Inclusive of distribution since inception (if any)

Source: Novagmi Analytics and Advisory Sdn. Bhd.

## Performance (%) Return as at 30-Apr-23

Total Return	YTD	1 Mth	3 Mth	6 Mth	1 Yr	3 Yr	5 Yr	SI
Fund	3.64	1.40	-0.67	5.06	-6.53	7.56	-	2.99
Annualised Return				Calendar Year Return				
	3 Yr	5 Yr	SI	2022	2021	2020	2019*	2018
Fund	2.46	-	0.69	-18.31	8.63	2.49	9.27	-

\*since commencement till 31 Dec 2019


Source: Novagmi Analytics and Advisory Sdn. Bhd.

## Income Distribution History

Date	Gross (sen)	Yield (%)	Total yield (%)
28/12/2022	1.00	1.13	4.74
27/09/2022	1.30	1.51	
28/06/2022	1.00	1.07	
29/03/2022	1.00	0.94	5.26
2021	5.80	-	
2020	2.27	-	


Source: Maybank Asset Management Sdn. Bhd.

## Asset Allocation (Feeder Fund) as at 30-Apr-23



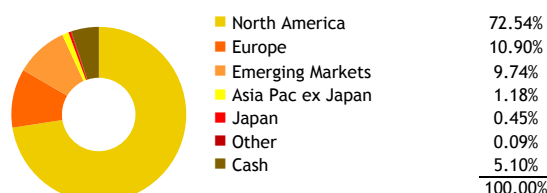
Source: Maybank Asset Management Sdn. Bhd.

## Asset Type Breakdown (Target Fund) as at 30-Apr-23



Source: Blackrock Global Funds

## Country Allocation (Target Fund) as at 30-Apr-23



Source: Blackrock Global Funds

## Top 10 Holdings (Target Fund) as at 30-Apr-23

ISHARES \$ HIGH YIELD CRP BND ETF \$	5.72%
ISHARES CORE S&P 500 UCITS ETF (DI	2.99%
ISH ED MSCI USA VAL FCTR ETF	0.60%
TAIWAN SEMICONDUCTOR MANUFACTURING	0.51%
SPX ROYAL BANK OF CANADA 6.065/5/2023	0.46%
MICROSOFT CORP	0.42%
SPX ROYAL BANK OF CANADA 5.774/27/2023	0.36%
MCD ROYAL BANK OF CANADA 6.997/24/2023	0.36%
SPX ROYAL BANK OF CANADA 5.725/12/2023	0.36%
SPX ROYAL BANK OF CANADA 5.565/23/2023	0.36%

Source: Blackrock Global Funds

The yield of the distributions are calculated based on the total dividend payout/ex-distribution NAV.

Based on the fund's portfolio returns as at 30 April 2023, the Volatility Factor (VF) for this fund is 11.68 and is classified as "Moderate". (Source: Lipper). "Moderate" includes funds with VF that are above 9.905 and less than or equal to 12.875 (source: Lipper). The VF means there is a possibility for the fund in generating an upside return or downside return around this VF. The Volatility Class (VC) is assigned by Lipper based on quintile ranks of VF for qualified funds. VF is subject to monthly revision and VC will be revised every six months. The fund's portfolio may have changed since this date and there is no guarantee that the fund will continue to have the same VF or VC in the future. Presently, only funds launched in the market for at least 36 months will display the VF and its VC.

The term "Maybank AM" used herein refers to Maybank Asset Management. This Fund Fact Sheet ("FFS") is for informational purpose only. You should seek your own financial advice from a licensed adviser before investing in this Fund. Maybank AM does not make any representations or warranties of any kind express or implied, about the completeness, accuracy, reliability, suitability or availability with respect to the information contained herein.

Investors are advised to read and understand the contents of the Information Memorandum dated 22 January 2019 and the Fund's Product Highlights Sheets ("PHS") before investing. The Information Memorandum and PHS are available at our nearest representative offices and investors have the right to request for a copy of the Information Memorandum and PHS. The Information Memorandum has been lodged with the Securities Commission Malaysia who takes no responsibility for its contents.

You should be aware that investments in wholesale funds carry risks. An outline of the risks are contained in the Information Memorandum. Unit prices and income distribution, if any, may rise or fall. Past performance of a fund is not an indicative of future performance. Please consider the fees and charges involved before investing. Units will be issued upon receipt of completed application form accompanying the Information Memorandum and subject to terms and conditions therein.

In no event shall Maybank AM be liable for any loss or damages howsoever arising whether in contract, tort, negligence, strict liability or any other basis, including without limitation, direct or indirect, special, incidental, consequential or punitive damages arising i) from incompleteness, inaccuracy, unreliability, unsuitability or unavailability with respect to this FFS and/or reliance thereon; or ii) from reproduction or use of the information/copyright/trademark contained in the FFS.

SC's approval or authorisation, or the registration, lodgement or submission of the Prospectus/ Information Memorandum does not amount to nor indicate that the SC has recommended or endorsed the Fund or the Fund Fact Sheet.

## FUND OBJECTIVE

The MAMG Dynamic High Income Fund - AUD (Hedged) Class ("MDHIFAUDH" or "the Fund") is a feeder (wholesale) fund that aims to maximise investment returns by investing in the BlackRock Global Funds - Dynamic High Income Fund ("Target Fund").



## FUND INFORMATION

## Fund Category

Feeder fund (multi asset)  
(wholesale)

## Launch Date

22-Jan-19

## Risk Benchmark

70% MSCI World Index + 30%  
Bloomberg Barclays Global  
Aggregate Bond Index USD  
Hedged.

## NAV Per Unit

AUD 0.8878

## Class Size

AUD 2.42 million

## Feeder Fund (Total Size)

RM 46.65 million

## Target Fund Size

USD 2,891.99 million

## Distribution Policy

Distribution, if any, will be incidental for the first financial year. Thereafter, distribution, if any, will be made on a quarterly basis. The source of income, if any, for the purpose of distribution shall be derived from the realised income and/or gain.

## Initial Offer Price (IOP)

AUD1.0000

## Sales Charge

Up to 5.00% of the NAV per Unit

## Redemption Charge

Nil

## Annual Management Fee

Up to 1.80% per annum of the NAV of each Class, calculated and accrued daily in the base currency of the Fund, USD, and payable monthly to the Manager.

## Annual Trustee Fee

Up to 0.02% per annum of the NAV of the Fund, subject to a minimum of RM6,000 per annum, calculated and accrued daily and payable monthly to the Trustee.

## Min. Initial Investment

AUD10,000 or such other amount or number of Units as may be decided by the Manager from time to time.

## Min. Additional Investment

AUD5,000 or such other amount or number of Units as may be decided by the Manager from time to time.

## Cut-off time for injection / Withdrawal

4.00 p.m. on a Business Day as stated in Prospectus / Information Memorandum. Do note that times may differ from respective distributors.

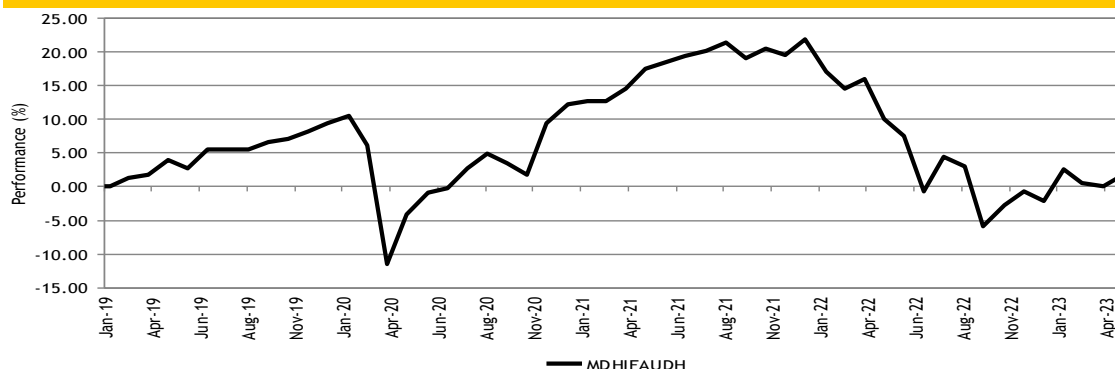
## Period of payment after withdrawal

Within 14 calendar days

## Financial Year End

31-Mar

## Performance Record as at 30-Apr-23



\*\* Performance record from 22 Jan 19 - 30 Apr 23, income reinvested, calculated in AUD

\*\* Inclusive of distribution since inception (if any)

Source: Novagmi Analytics and Advisory Sdn. Bhd.

## Performance (%) Return as at 30-Apr-23

Total Return	YTD	1 Mth	3 Mth	6 Mth	1 Yr	3 Yr	5 Yr	SI
Fund	3.87	1.51	-0.94	4.41	-7.72	6.01	-	1.62
Annualised Return				Calendar Year Return				
	3 Yr	5 Yr	SI	2022	2021	2020	2019*	2018
Fund	1.96	-	0.38	-19.73	8.65	2.54	9.39	-

\*since commencement till 31 Dec 2019


Source: Novagmi Analytics and Advisory Sdn. Bhd.

## Income Distribution History

Date	Gross (sen)	Yield (%)	Total yield (%)
27/09/2022	1.30	1.57	
28/06/2022	1.00	1.11	3.68
29/03/2022	1.00	0.96	
2021	5.80	-	5.39
2020	4.75	-	4.76


Source: Maybank Asset Management Sdn. Bhd.

## Asset Allocation (Feeder Fund) as at 30-Apr-23



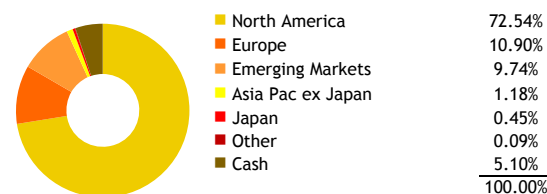
Source: Maybank Asset Management Sdn. Bhd.

## Asset Type Breakdown (Target Fund) as at 30-Apr-23



Source: Blackrock Global Funds

## Country Allocation (Target Fund) as at 30-Apr-23



Source: Blackrock Global Funds

## Top 10 Holdings (Target Fund) as at 30-Apr-23

ISHARES \$ HIGH YIELD CRP BND ETF \$	5.72%
ISHARES CORE S&P 500 UCITS ETF (DI	2.99%
ISH ED MSCI USA VAL FCTR ETF	0.60%
TAIWAN SEMICONDUCTOR MANUFACTURING	0.51%
SPX ROYAL BANK OF CANADA 6.065/5/2023	0.46%
MICROSOFT CORP	0.42%
SPX ROYAL BANK OF CANADA 5.774/27/2023	0.36%
MCD ROYAL BANK OF CANADA 6.997/24/2023	0.36%
SPX ROYAL BANK OF CANADA 5.725/12/2023	0.36%
SPX ROYAL BANK OF CANADA 5.565/23/2023	0.36%

Source: Blackrock Global Funds

The yield of the distributions are calculated based on the total dividend payout/ex-distribution NAV.

Based on the fund's portfolio returns as at 30 April 2023, the Volatility Factor (VF) for this fund is 17.05 and is classified as "Very High". (Source: Lipper). "Very High" includes funds with VF that are above 16.545 (source: Lipper). The VF means there is a possibility for the fund in generating an upside return or downside return around this VF. The Volatility Class (VC) is assigned by Lipper based on quintile ranks of VF for qualified funds. VF is subject to monthly revision and VC will be revised every six months. The fund's portfolio may have changed since this date and there is no guarantee that the fund will continue to have the same VF or VC in the future. Presently, only funds launched in the market for at least 36 months will display the VF and its VC.

The term "Maybank AM" used herein refers to Maybank Asset Management. This Fund Fact Sheet ("FFS") is for informational purpose only. You should seek your own financial advice from a licensed adviser before investing in this Fund. Maybank AM does not make any representations or warranties of any kind express or implied, about the completeness, accuracy, reliability, suitability or availability with respect to the information contained herein.

Investors are advised to read and understand the contents of the Information Memorandum dated 22 January 2019 and the Fund's Product Highlights Sheets ("PHS") before investing. The Information Memorandum and PHS are available at our nearest representative offices and investors have the right to request for a copy of the Information Memorandum and PHS. The Information Memorandum has been lodged with the Securities Commission Malaysia who takes no responsibility for its contents.

You should be aware that investments in wholesale funds carry risks. An outline of the risks are contained in the Information Memorandum. Unit prices and income distribution, if any, may rise or fall. Past performance of a fund is not an indicative of future performance. Please consider the fees and charges involved before investing. Units will be issued upon receipt of completed application form accompanying the Information Memorandum and subject to terms and conditions therein.

In no event shall Maybank AM be liable for any loss or damages howsoever arising whether in contract, tort, negligence, strict liability or any other basis, including without limitation, direct or indirect, special, incidental, consequential or punitive damages arising i) from incompleteness, inaccuracy, unreliability, unsuitability or unavailability with respect to this FFS and/or reliance thereon; or ii) from reproduction or use of the information/copyright/trademark contained in the FFS.

SC's approval or authorisation, or the registration, lodgement or submission of the Prospectus/ Information Memorandum does not amount to nor indicate that the SC has recommended or endorsed the Fund or the Fund Fact Sheet.





## FUND OBJECTIVE

The MAMG Dynamic High Income Fund - EUR (Hedged) Class ("MDHIFEURH" or "the Fund") is a feeder (wholesale) fund that aims to maximise investment returns by investing in the BlackRock Global Funds - Dynamic High Income Fund ("Target Fund").



## FUND INFORMATION

### Fund Category

Feeder fund (multi asset)  
(wholesale)

### Launch Date

22-Jan-19

### Risk Benchmark

70% MSCI World Index + 30%  
Bloomberg Barclays Global  
Aggregate Bond Index USD  
Hedged.

### NAV Per Unit

EUR 0.8768

### Class Size

EUR 0.14 million

### Feeder Fund (Total Size)

RM 46.65 million

### Target Fund Size

USD 2,891.99 million

### Distribution Policy

Distribution, if any, will be incidental for the first financial year. Thereafter, distribution, if any, will be made on a quarterly basis. The source of income, if any, for the purpose of distribution shall be derived from the realised income and/or gain.

### Initial Offer Price (IOP)

EUR1.0000

### Sales Charge

Up to 5.00% of the NAV per Unit

### Redemption Charge

Nil

### Annual Management Fee

Up to 1.80% per annum of the NAV of each Class, calculated and accrued daily in the base currency of the Fund, USD, and payable monthly to the Manager.

### Annual Trustee Fee

Up to 0.02% per annum of the NAV of the Fund, subject to a minimum of RM6,000 per annum, calculated and accrued daily and payable monthly to the Trustee.

### Min. Initial Investment

EUR10,000 or such other amount or number of Units as may be decided by the Manager from time to time.

### Min. Additional Investment

EUR5,000 or such other amount or number of Units as may be decided by the Manager from time to time.

### Cut-off time for injection / Withdrawal

4.00 p.m. on a Business Day as stated in Prospectus / Information Memorandum. Do note that times may differ from respective distributors.

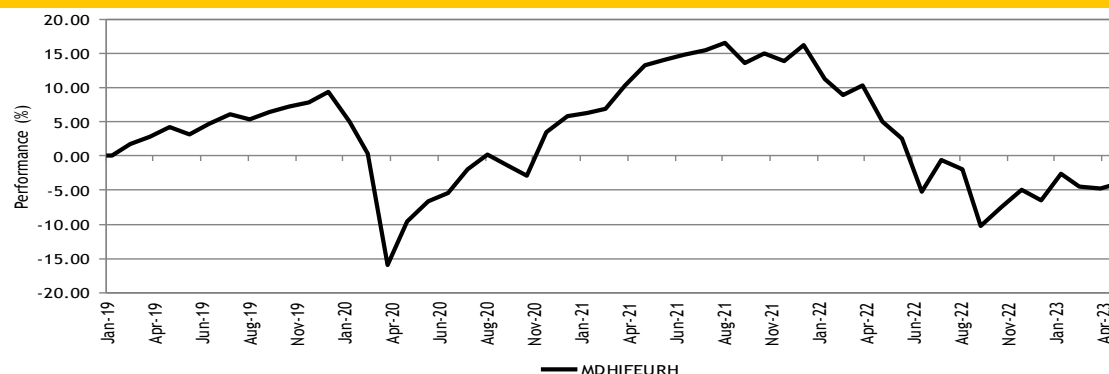
### Period of payment after withdrawal

Within 14 calendar days

### Financial Year End

31-Mar

## Performance Record as at 30-Apr-23



\*\* Performance record from 22 Jan 19 - 30 Apr 23, income reinvested, calculated in EUR

\*\* Inclusive of distribution since inception (if any)

Source: Novagmi Analytics and Advisory Sdn. Bhd.

## Performance (%) Return as at 30-Apr-23

Total Return	YTD	1 Mth	3 Mth	6 Mth	1 Yr	3 Yr	5 Yr	SI
Fund	2.78	0.80	-1.45	3.81	-8.51	6.23	-	-3.94
Annualised Return				Calendar Year Return				
	3 Yr	5 Yr	SI	2022	2021	2020	2019*	2018
Fund	2.04	-	-0.94	-19.64	9.91	-3.23	9.35	-

\*since commencement till 31 Dec 2019


Source: Novagmi Analytics and Advisory Sdn. Bhd.

## Income Distribution History

Date	Gross (sen)	Yield (%)	Total yield (%)
27/09/2022	1.30	1.58	1.58
2021	5.80	-	5.49
2020	1.75	-	1.76
2019	0.50	-	0.48


Source: Maybank Asset Management Sdn. Bhd.

## Asset Allocation (Feeder Fund) as at 30-Apr-23



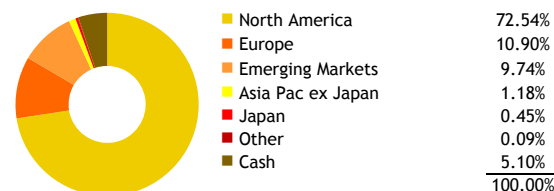
Source: Maybank Asset Management Sdn. Bhd.

## Asset Type Breakdown (Target Fund) as at 30-Apr-23



Source: Blackrock Global Funds

## Country Allocation (Target Fund) as at 30-Apr-23



Source: Blackrock Global Funds

## Top 10 Holdings (Target Fund) as at 30-Apr-23

ISHARES \$ HIGH YIELD CRP BND ETF \$	5.72%
ISHARES CORE S&P 500 UCITS ETF (DI	2.99%
ISH ED MSCI USA VAL FCTR ETF	0.60%
TAIWAN SEMICONDUCTOR MANUFACTURING	0.51%
SPX ROYAL BANK OF CANADA 6.065/5/2023	0.46%
MICROSOFT CORP	0.42%
SPX ROYAL BANK OF CANADA 5.774/27/2023	0.36%
MCD ROYAL BANK OF CANADA 6.997/24/2023	0.36%
SPX ROYAL BANK OF CANADA 5.725/12/2023	0.36%
SPX ROYAL BANK OF CANADA 5.565/23/2023	0.36%

Source: Blackrock Global Funds

The yield of the distributions are calculated based on the total dividend payout/ex-distribution NAV.

Based on the fund's portfolio returns as at 30 April 2023, the Volatility Factor (VF) for this fund is 13.50 and is classified as "High". (Source: Lipper). "High" includes funds with VF that are above 12.875 and less than or equal to 16.545 (source: Lipper). The VF means there is a possibility for the fund in generating an upside return or downside return around this VF. The Volatility Class (VC) is assigned by Lipper based on quintile ranks of VF for qualified funds. VF is subject to monthly revision and VC will be revised every six months. The fund's portfolio may have changed since this date and there is no guarantee that the fund will continue to have the same VF or VC in the future. Presently, only funds launched in the market for at least 36 months will display the VF and its VC.

The term "Maybank AM" used herein refers to Maybank Asset Management. This Fund Fact Sheet ("FFS") is for informational purpose only. You should seek your own financial advice from a licensed adviser before investing in this Fund. Maybank AM does not make any representations or warranties of any kind express or implied, about the completeness, accuracy, reliability, suitability or availability with respect to the information contained herein.

Investors are advised to read and understand the contents of the Information Memorandum dated 22 January 2019 and the Fund's Product Highlights Sheets ("PHS") before investing. The Information Memorandum and PHS are available at our nearest representative offices and investors have the right to request for a copy of the Information Memorandum and PHS. The Information Memorandum has been lodged with the Securities Commission Malaysia who takes no responsibility for its contents.

You should be aware that investments in wholesale funds carry risks. An outline of the risks are contained in the Information Memorandum. Unit prices and income distribution, if any, may rise or fall. Past performance of a fund is not an indicative of future performance. Please consider the fees and charges involved before investing. Units will be issued upon receipt of completed application form accompanying the Information Memorandum and subject to terms and conditions therein.

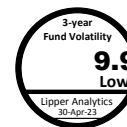
In no event shall Maybank AM be liable for any loss or damages howsoever arising whether in contract, tort, negligence, strict liability or any other basis, including without limitation, direct or indirect, special, incidental, consequential or punitive damages arising i) from incompleteness, inaccuracy, unreliability, unsuitability or unavailability with respect to this FFS and/or reliance thereon; or ii) from reproduction or use of the information/copyright/trademark contained in the FFS.

SC's approval or authorisation, or the registration, lodgement or submission of the Prospectus/ Information Memorandum does not amount to nor indicate that the SC has recommended or endorsed the Fund or the Fund Fact Sheet.



## FUND OBJECTIVE

The MAMG Dynamic High Income Fund - USD Class ("MDHIFUSD" or "the Fund") is a feeder (wholesale) fund that aims to maximise investment returns by investing in the BlackRock Global Funds - Dynamic High Income Fund ("Target Fund").



## FUND INFORMATION

### Fund Category

Feeder fund (multi asset)  
(wholesale)

### Launch Date

22-Jan-19

### Risk Benchmark

70% MSCI World Index + 30%  
Bloomberg Barclays Global  
Aggregate Bond Index USD  
Hedged.

### NAV Per Unit

USD 0.9197

### Class Size

USD 1.28 million

### Feeder Fund (Total Size)

RM 46.65 million

### Target Fund Size

USD 2,891.99 million

### Distribution Policy

Distribution, if any, will be incidental for the first financial year. Thereafter, distribution, if any, will be made on a quarterly basis. The source of income, if any, for the purpose of distribution shall be derived from the realised income and/or gain.

### Initial Offer Price (IOP)

USD1.0000

### Sales Charge

Up to 5.00% of the NAV per Unit

### Redemption Charge

Nil

### Annual Management Fee

Up to 1.80% per annum of the NAV of each Class, calculated and accrued daily in the base currency of the Fund, USD, and payable monthly to the Manager.

### Annual Trustee Fee

Up to 0.02% per annum of the NAV of the Fund, subject to a minimum of RM6,000 per annum, calculated and accrued daily and payable monthly to the Trustee.

### Min. Initial Investment

USD10,000 or such other amount or number of Units as may be decided by the Manager from time to time.

### Min. Additional Investment

USD5,000 or such other amount or number of Units as may be decided by the Manager from time to time.

### Cut-off time for injection / Withdrawal

4.00 p.m. on a Business Day as stated in Prospectus / Information Memorandum. Do note that times may differ from respective distributors.

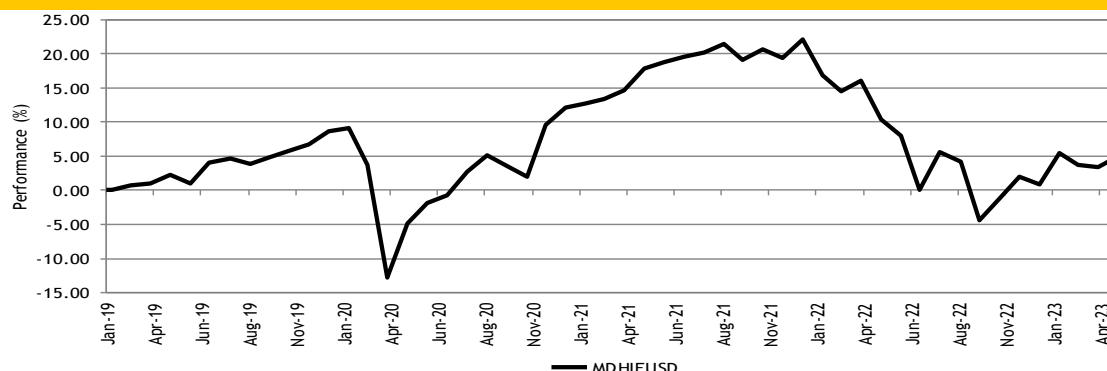
### Period of payment after withdrawal

Within 14 calendar days

### Financial Year End

31-Mar

## Performance Record as at 30-Apr-23



\*\* Performance record from 22 Jan 19 - 30 Apr 23, income reinvested, calculated in USD

\*\* Inclusive of distribution since inception (if any)

Source: Novagmi Analytics and Advisory Sdn. Bhd.

## Performance (%) Return as at 30-Apr-23

Total Return	YTD	1 Mth	3 Mth	6 Mth	1 Yr	3 Yr	5 Yr	SI
Fund	4.01	1.43	-0.52	6.05	-5.06	10.25	-	4.85
Annualised Return				Calendar Year Return				
	3 Yr	5 Yr	SI	2022	2021	2020	2019*	2018
Fund	3.31	-	1.11	-17.44	8.82	3.30	8.61	-

\*since commencement till 31 Dec 2019


Source: Novagmi Analytics and Advisory Sdn. Bhd.

## Income Distribution History

Date	Gross (sen)	Yield (%)	Total yield (%)
28/12/2022	0.90	1.01	
27/09/2022	1.30	1.52	3.53
29/03/2022	1.00	0.96	
2021	5.80	-	5.37
2020	3.95	-	4.10
2019	0.40	-	0.38


Source: Maybank Asset Management Sdn. Bhd.

## Asset Allocation (Feeder Fund) as at 30-Apr-23



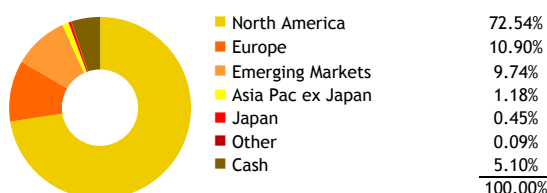
Source: Maybank Asset Management Sdn. Bhd.

## Asset Type Breakdown (Target Fund) as at 30-Apr-23



Source: Blackrock Global Funds

## Country Allocation (Target Fund) as at 30-Apr-23



Source: Blackrock Global Funds

## Top 10 Holdings (Target Fund) as at 30-Apr-23

ISHARES \$ HIGH YIELD CRP BND ETF \$	5.72%
ISHARES CORE S&P 500 UCITS ETF (DI	2.99%
ISH ED MSCI USA VAL FCTR ETF	0.60%
TAIWAN SEMICONDUCTOR MANUFACTURING	0.51%
SPX ROYAL BANK OF CANADA 6.065/5/2023	0.46%
MICROSOFT CORP	0.42%
SPX ROYAL BANK OF CANADA 5.774/27/2023	0.36%
MCD ROYAL BANK OF CANADA 6.997/24/2023	0.36%
SPX ROYAL BANK OF CANADA 5.725/12/2023	0.36%
SPX ROYAL BANK OF CANADA 5.565/23/2023	0.36%

Source: Blackrock Global Funds

The yield of the distributions are calculated based on the total dividend payout/ex-distribution NAV.

Based on the fund's portfolio returns as at 30 April 2023, the Volatility Factor (VF) for this fund is 9.86 and is classified as "Low". (Source: Lipper). "Low" includes funds with VF that are above 3.820 and less than or equal to 9.905 (source: Lipper). The VF means there is a possibility for the fund in generating an upside return or downside return around this VF. The Volatility Class (VC) is assigned by Lipper based on quintile ranks of VF for qualified funds. VF is subject to monthly revision and VC will be revised every six months. The fund's portfolio may have changed since this date and there is no guarantee that the fund will continue to have the same VF or VC in the future. Presently, only funds launched in the market for at least 36 months will display the VF and its VC.

The term "Maybank AM" used herein refers to Maybank Asset Management. This Fund Fact Sheet ("FFS") is for informational purpose only. You should seek your own financial advice from a licensed adviser before investing in this Fund. Maybank AM does not make any representations or warranties of any kind express or implied, about the completeness, accuracy, reliability, suitability or availability with respect to the information contained herein.

Investors are advised to read and understand the contents of the Information Memorandum dated 22 January 2019 and the Fund's Product Highlights Sheets ("PHS") before investing. The Information Memorandum and PHS are available at our nearest representative offices and investors have the right to request for a copy of the Information Memorandum and PHS. The Information Memorandum has been lodged with the Securities Commission Malaysia who takes no responsibility for its contents.

You should be aware that investments in wholesale funds carry risks. An outline of the risks are contained in the Information Memorandum. Unit prices and income distribution, if any, may rise or fall. Past performance of a fund is not an indicative of future performance. Please consider the fees and charges involved before investing. Units will be issued upon receipt of completed application form accompanying the Information Memorandum and subject to terms and conditions therein.

In no event shall Maybank AM be liable for any loss or damages howsoever arising whether in contract, tort, negligence, strict liability or any other basis, including without limitation, direct or indirect, special, incidental, consequential or punitive damages arising i) from incompleteness, inaccuracy, unreliability, unsuitability or unavailability with respect to this FFS and/or reliance thereon; or ii) from reproduction or use of the information/copyright/trademark contained in the FFS.

SC's approval or authorisation, or the registration, lodgement or submission of the Prospectus/ Information Memorandum does not amount to nor indicate that the SC has recommended or endorsed the Fund or the Fund Fact Sheet.