

**FUND OBJECTIVE**

The MAMG Liquid Alternative Fund - MYR Class ("MLAFMYR" or "the Fund") is a feeder fund (wholesale) that aims to maximise investment returns by investing in The SEI Liquid Alternative Fund ("Target Fund").

**FUND INFORMATION**

**Fund Category**

Feeder Fund (wholesale)

**Fund Type**

Growth

**Launch Date**

15-Nov-21

**Benchmark**

Target return of 6% per annum (in USD terms), gross of fees over long term.

**NAV Per Unit**

RM 0.5241

**Class Size**

RM 36.58 million

**Feeder Fund (Total Size)**

RM 82.13 million

**Target Fund Size**

USD 971 million

**Distribution Policy**

Distribution, if any, shall be incidental and at the discretion of the Manager.

**Initial Offer Price (IOP)**

RM0.5000

**Sales Charge**

Up to 3.00% of the NAV per Unit

**Redemption Charge**

Nil

**Annual Management Fee**

1.80% per annum of the NAV of each Class, calculated and accrued daily in the Base Currency and payable monthly to the Manager.

**Annual Trustee Fee**

0.06% per annum of the NAV of the Fund (excluding foreign custodian fees and charges).

**Min. Initial Investment**

RM5,000 or such other lower amount or number of Units (as the case may be) as may be decided by the Manager from time to time.

**Min. Additional Investment**

RM1,000 or such other lower amount or number of Units (as the case may be) as may be decided by the Manager from time to time.

**Cut-off time for injection / Withdrawal**

4.00 p.m. on a Business Day as stated in Prospectus / Information Memorandum. Do note that times may differ from respective distributors.

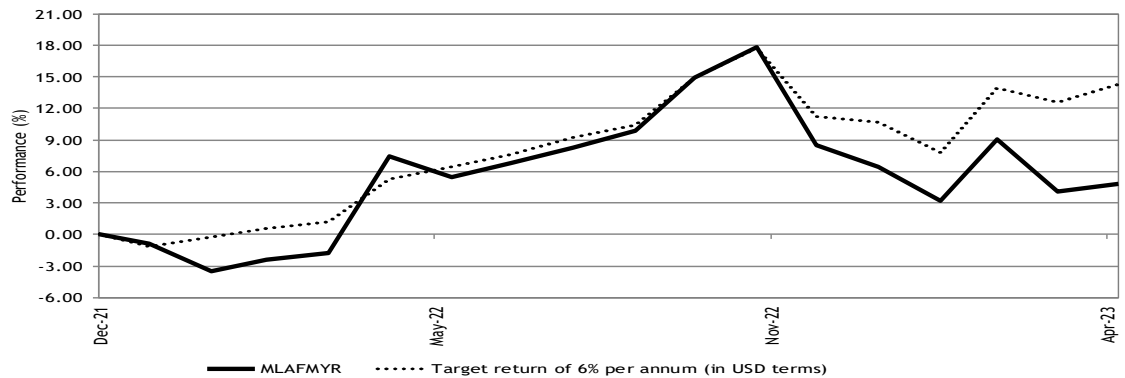
**Period of payment after withdrawal**

Within 14 business days

**Financial Year End**

31-Oct

**Performance Record as at 30-Apr-23**



\*\*Performance record from 06 Dec 21 - 30 Apr 23, income reinvested, calculated in MYR  
\*\* Inclusive of distribution since inception (if any)  
Source: Novagni Analytics and Advisory Sdn. Bhd.

**Performance (%) Return as at 30-Apr-23**

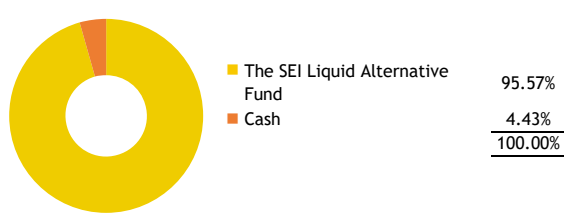
Total Return	Annualised Return							
	YTD	1 Mth	3 Mth	6 Mth	1 Yr	3 Yr	5 Yr	SI
Fund	-1.56	0.63	1.57	-11.05	-2.49	-	-	4.78
Benchmark	3.28	1.57	6.07	-2.91	8.58	-	-	14.33

Total Return	Annualised Return				Calendar Year Return			
	3 Yr	5 Yr	SI	2022	2021*	2020	2019	2018
Fund	-	-	3.40	7.40	-0.90	-	-	-
Benchmark	-	-	10.06	12.01	-1.17	-	-	-


\*since commencement till 31 Dec 2021  
Source: Novagni Analytics and Advisory Sdn. Bhd.

**Asset Allocation (Feeder Fund) as at 30-Apr-23**



Source: Maybank Asset Management Sdn. Bhd.

**Sub-Strategy Exposures (Target Fund) as at 30-Apr-23**



Source: The SEI Liquid Alternative Fund

**Portfolio Positioning (Target Fund) as at 30-Apr-23**

Long Positions		
Foreign Dev		19.00%
USD vs Commodity Currencies		14.00%
US Small and Mid Cap		7.00%
Emerging Markets		4.00%
Short Positions		
Intermediate Rates		4.00%
USD vs Major Currencies		5.00%
Long Term Rates		18.00%
Short Term Rates		25.00%

Source: The SEI Liquid Alternative Fund

The yield of the distributions are calculated based on the total dividend payout/ex-distribution NAV.

The term "Maybank AM" used herein refers to Maybank Asset Management. This Fund Fact Sheet ("FFS") is for informational purpose only. You should seek your own financial advice from a licensed adviser before investing in this Fund. Maybank AM does not make any representations or warranties of any kind express or implied, about the completeness, accuracy, reliability, suitability or availability with respect to the information contained herein.

Investors are advised to read and understand the contents of the Information Memorandum dated 15 November 2021 and the Fund's Product Highlights Sheets ("PHS") before investing. The Information Memorandum and PHS are available at our nearest representative offices and investors have the right to request for a copy of the Information Memorandum and PHS. The Information Memorandum has been lodged with the Securities Commission Malaysia who takes no responsibility for its contents.

You should be aware that investments in wholesale funds carry risks. An outline of the risks are contained in the Information Memorandum. Unit prices and income distribution, if any, may rise or fall. Past performance of a fund is not an indicative of future performance. Please consider the fees and charges involved before investing. Units will be issued upon receipt of completed application form accompanying the Information Memorandum and subject to terms and conditions therein.

In no event shall Maybank AM be liable for any loss or damages howsoever arising whether in contract, tort, negligence, strict liability or any other basis, including without limitation, direct or indirect, special, incidental, consequential or punitive damages arising i) from incompleteness, inaccuracy, unreliability, unsuitability or unavailability with respect to this FFS and/or reliance thereon; or ii) from reproduction or use of the information/copyright/trademark contained in the FFS.

SC's approval or authorisation, or the registration, lodgement or submission of the Prospectus/ Information Memorandum does not amount to nor indicate that the SC has recommended or endorsed the Fund or the Fund Fact Sheet.

**FUND OBJECTIVE**

The MAMG Liquid Alternative Fund - MYR (Hedged) Class ("MLAFMYRH" or "the Fund") is a feeder fund (wholesale) that aims to maximise investment returns by investing in The SEI Liquid Alternative Fund ("Target Fund").

**FUND INFORMATION**

**Fund Category**  
Feeder Fund (wholesale)

**Fund Type**  
Growth

**Launch Date**  
15-Nov-21

**Benchmark**  
Target return of 6% per annum (in USD terms), gross of fees over long term.

**NAV Per Unit**  
RM 0.4993

**Class Size**  
RM 38.38 million

**Feeder Fund (Total Size)**  
RM 82.13 million

**Target Fund Size**  
USD 971 million

**Distribution Policy**  
Distribution, if any, shall be incidental and at the discretion of the Manager.

**Initial Offer Price (IOP)**  
RM0.5000

**Sales Charge**  
Up to 3.00% of the NAV per Unit

**Redemption Charge**  
Nil

**Annual Management Fee**  
1.80% per annum of the NAV of each Class, calculated and accrued daily in the Base Currency and payable monthly to the Manager.

**Annual Trustee Fee**  
0.06% per annum of the NAV of the Fund (excluding foreign custodian fees and charges).

**Min. Initial Investment**  
RM5,000 or such other lower amount or number of Units (as the case may be) as may be decided by the Manager from time to time.

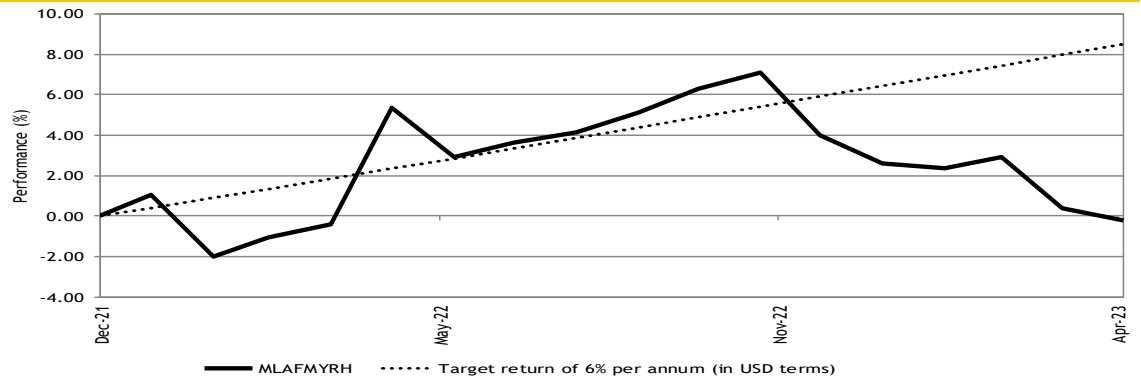
**Min. Additional Investment**  
RM1,000 or such other lower amount or number of Units (as the case may be) as may be decided by the Manager from time to time.

**Cut-off time for injection / Withdrawal**  
4.00 p.m. on a Business Day as stated in Prospectus / Information Memorandum. Do note that times may differ from respective distributors.

**Period of payment after withdrawal**  
Within 14 business days

**Financial Year End**  
31-Oct

**Performance Record as at 30-Apr-23**



\*\* Performance record from 06 Dec 21 - 30 Apr 23, income reinvested, calculated in MYR  
\*\* Inclusive of distribution since inception (if any)  
Source: Novagni Analytics and Advisory Sdn. Bhd.

**Performance (%) Return as at 30-Apr-23**

Total Return	Annualised Return							
	YTD	1 Mth	3 Mth	6 Mth	1 Yr	3 Yr	5 Yr	SI
Fund	-2.71	-0.58	-2.50	-6.79	-5.27	-	-	-0.20
Benchmark	1.93	0.48	1.43	2.93	6.00	-	-	8.48

Total Return	Annualised Return				Calendar Year Return			
	3 Yr	5 Yr	SI	2022	2021*	2020	2019	2018
Fund	-	-	-0.14	1.52	1.04	-	-	-
Benchmark	-	-	6.00	6.00	0.40	-	-	-


\*since commencement till 31 Dec 2021  
Source: Novagni Analytics and Advisory Sdn. Bhd.

**Asset Allocation (Feeder Fund) as at 30-Apr-23**



Source: Maybank Asset Management Sdn. Bhd.

**Sub-Strategy Exposures (Target Fund) as at 30-Apr-23**



Source: The SEI Liquid Alternative Fund

**Portfolio Positioning (Target Fund) as at 30-Apr-23**

Long Positions		
Foreign Dev		19.00%
USD vs Commodity Currencies		14.00%
US Small and Mid Cap		7.00%
Emerging Markets		4.00%
Short Positions		
Intermediate Rates		4.00%
USD vs Major Currencies		5.00%
Long Term Rates		18.00%
Short Term Rates		25.00%

Source: The SEI Liquid Alternative Fund

The yield of the distributions are calculated based on the total dividend payout/ex-distribution NAV.

The term "Maybank AM" used herein refers to Maybank Asset Management. This Fund Fact Sheet ("FFS") is for informational purpose only. You should seek your own financial advice from a licensed adviser before investing in this Fund. Maybank AM does not make any representations or warranties of any kind express or implied, about the completeness, accuracy, reliability, suitability or availability with respect to the information contained herein.

Investors are advised to read and understand the contents of the Information Memorandum dated 15 November 2021 and the Fund's Product Highlights Sheets ("PHS") before investing. The Information Memorandum and PHS are available at our nearest representative offices and investors have the right to request for a copy of the Information Memorandum and PHS. The Information Memorandum has been lodged with the Securities Commission Malaysia who takes no responsibility for its contents.

You should be aware that investments in wholesale funds carry risks. An outline of the risks are contained in the Information Memorandum. Unit prices and income distribution, if any, may rise or fall. Past performance of a fund is not an indicative of future performance. Please consider the fees and charges involved before investing. Units will be issued upon receipt of completed application form accompanying the Information Memorandum and subject to terms and conditions therein.

In no event shall Maybank AM be liable for any loss or damages howsoever arising whether in contract, tort, negligence, strict liability or any other basis, including without limitation, direct or indirect, special, incidental, consequential or punitive damages arising i) from incompleteness, inaccuracy, unreliability, unsuitability or unavailability with respect to this FFS and/or reliance thereon; or ii) from reproduction or use of the information/copyright/trademark contained in the FFS.

SC's approval or authorisation, or the registration, lodgement or submission of the Prospectus/ Information Memorandum does not amount to nor indicate that the SC has recommended or endorsed the Fund or the Fund Fact Sheet.

**FUND OBJECTIVE**

The MAMG Liquid Alternative Fund - USD Class ("MLAFUSD" or "the Fund") is a feeder fund (wholesale) that aims to maximise investment returns by investing in The SEI Liquid Alternative Fund ("Target Fund").

**FUND INFORMATION**

**Fund Category**  
Feeder Fund (wholesale)

**Fund Type**  
Growth

**Launch Date**  
15-Nov-21

**Benchmark**  
Target return of 6% per annum (in USD terms), gross of fees over long term.

**NAV Per Unit**  
USD 0.5012

**Class Size**  
USD 1.61 million

**Feeder Fund (Total Size)**  
RM 82.13 million

**Target Fund Size**  
USD 971 million

**Distribution Policy**  
Distribution, if any, shall be incidental and at the discretion of the Manager.

**Initial Offer Price (IOP)**  
USD0.5000

**Sales Charge**  
Up to 3.00% of the NAV per Unit

**Redemption Charge**  
Nil

**Annual Management Fee**  
1.80% per annum of the NAV of each Class, calculated and accrued daily in the Base Currency and payable monthly to the Manager.

**Annual Trustee Fee**  
0.06% per annum of the NAV of the Fund (excluding foreign custodian fees and charges).

**Min. Initial Investment**  
USD5,000 or such other lower amount or number of Units (as the case may be) as may be decided by the Manager from time to time.

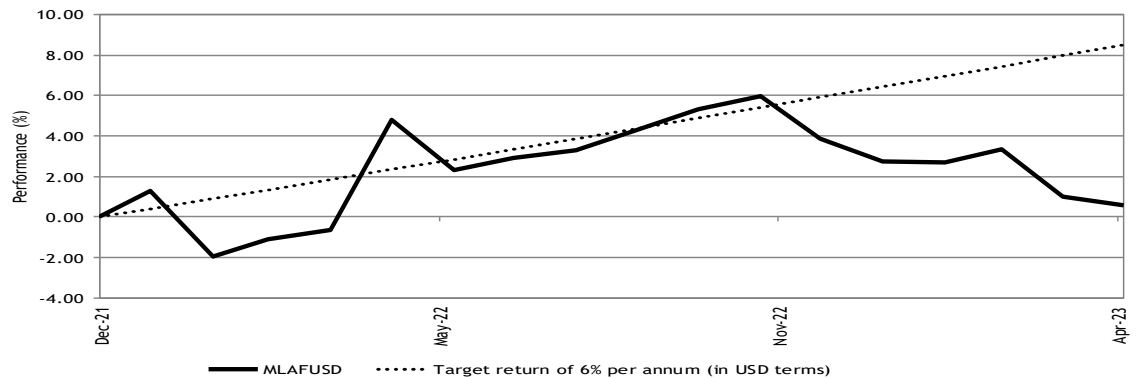
**Min. Additional Investment**  
USD1,000 or such other lower amount or number of Units (as the case may be) as may be decided by the Manager from time to time.

**Cut-off time for injection / Withdrawal**  
4.00 p.m. on a Business Day as stated in Prospectus / Information Memorandum. Do note that times may differ from respective distributors.

**Period of payment after withdrawal**  
Within 14 business days

**Financial Year End**  
31-Oct

**Performance Record as at 30-Apr-23**



\*\* Performance record from 06 Dec 21 - 30 Apr 23, income reinvested, calculated in USD  
\*\* Inclusive of distribution since inception (if any)  
Source: Novagmi Analytics and Advisory Sdn. Bhd.

**Performance (%) Return as at 30-Apr-23**

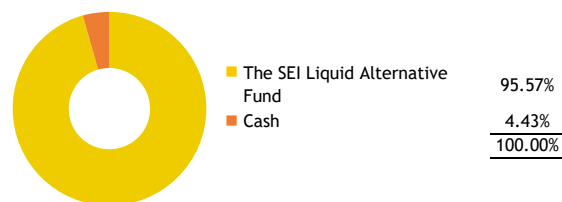
Total Return	YTD	1 Mth	3 Mth	6 Mth	1 Yr	3 Yr	5 Yr	SI
Fund	-2.13	-0.44	-2.09	-5.11	-4.02	-	-	0.56
Benchmark	1.93	0.48	1.43	2.93	6.00	-	-	8.48

	Annualised Return			Calendar Year Return				
	3 Yr	5 Yr	SI	2022	2021*	2020	2019	2018
Fund	-	-	0.40	1.47	1.26	-	-	-
Benchmark	-	-	6.00	6.00	0.40	-	-	-

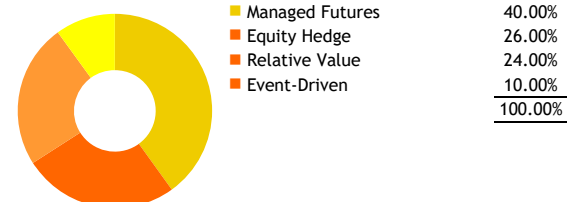
\*since commencement till 31 Dec 2021  
Source: Novagmi Analytics and Advisory Sdn. Bhd.

**Asset Allocation (Feeder Fund) as at 30-Apr-23**



Source: Maybank Asset Management Sdn. Bhd.

**Sub-Strategy Exposures (Target Fund) as at 30-Apr-23**



Source: The SEI Liquid Alternative Fund

**Portfolio Positioning (Target Fund) as at 30-Apr-23**

Long Positions		
Foreign Dev		19.00%
USD vs Commodity Currencies		14.00%
US Small and Mid Cap		7.00%
Emerging Markets		4.00%
Short Positions		
Intermediate Rates		4.00%
USD vs Major Currencies		5.00%
Long Term Rates		18.00%
Short Term Rates		25.00%

Source: The SEI Liquid Alternative Fund

The yield of the distributions are calculated based on the total dividend payout/ex-distribution NAV.

The term "Maybank AM" used herein refers to Maybank Asset Management. This Fund Fact Sheet ("FFS") is for informational purpose only. You should seek your own financial advice from a licensed adviser before investing in this Fund. Maybank AM does not make any representations or warranties of any kind express or implied, about the completeness, accuracy, reliability, suitability or availability with respect to the information contained herein.

Investors are advised to read and understand the contents of the Information Memorandum dated 15 November 2021 and the Fund's Product Highlights Sheets ("PHS") before investing. The Information Memorandum and PHS are available at our nearest representative offices and investors have the right to request for a copy of the Information Memorandum and PHS. The Information Memorandum has been lodged with the Securities Commission Malaysia who takes no responsibility for its contents.

You should be aware that investments in wholesale funds carry risks. An outline of the risks are contained in the Information Memorandum. Unit prices and income distribution, if any, may rise or fall. Past performance of a fund is not an indicative of future performance. Please consider the fees and charges involved before investing. Units will be issued upon receipt of completed application form accompanying the Information Memorandum and subject to terms and conditions therein.

In no event shall Maybank AM be liable for any loss or damages howsoever arising whether in contract, tort, negligence, strict liability or any other basis, including without limitation, direct or indirect, special, incidental, consequential or punitive damages arising i) from incompleteness, inaccuracy, unreliability, unsuitability or unavailability with respect to this FFS and/or reliance thereon; or ii) from reproduction or use of the information/copyright/trademark contained in the FFS.

SC's approval or authorisation, or the registration, lodgement or submission of the Prospectus/ Information Memorandum does not amount to nor indicate that the SC has recommended or endorsed the Fund or the Fund Fact Sheet.