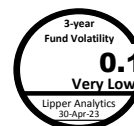


FUND OBJECTIVE

The Maybank Shariah Enhanced Cash Fund ("MSEC" or "the Fund") is a Short Term money market fund that aims to provide liquidity (T+1) and current (regular) income and maintain capital stability by investing in instruments that comply with the Shariah principles.

Note: T is the day where a request/application to redeem is received by the Manager before the cut-off time.



FUND INFORMATION

Fund Category

Wholesale Islamic Money
Market

Fund Type

Income

Launch Date

24-Nov-08

Benchmark

Maybank Islamic overnight
deposit rates

NAV Per Unit

RM 1.0031

Fund Size

RM 112.88 million

Distribution Policy

Monthly income distribution
basis, subject to availability

Initial Offer Price (IOP)

RM1.0000

Sales Charge

Nil

Redemption Charge

Nil

Annual Management Fee

Up to 0.45% per annum of the
NAV of the Fund

Annual Trustee Fee

0.05% per annum of the NAV of
the Fund, subject to a minimum
of RM 18,000 per month.

Min. Initial Investment

RM 250,000 or such other
amount as may be decided by
the Manager from time to
time.

Min. Additional Investment

RM 250,000 or such other
amount as may be decided by
the Manager from time to
time.

Cut-off time for injection /
Withdrawal

10.00 a.m. on a Business Day
as stated in Prospectus /
Information Memorandum.
Do note that times may differ
from respective distributors.

Period of payment after
withdrawal

T+1 after the redemption
application received by the
Manager at or before 4.30
p.m. on a Business Day

Financial Year End

30-Nov

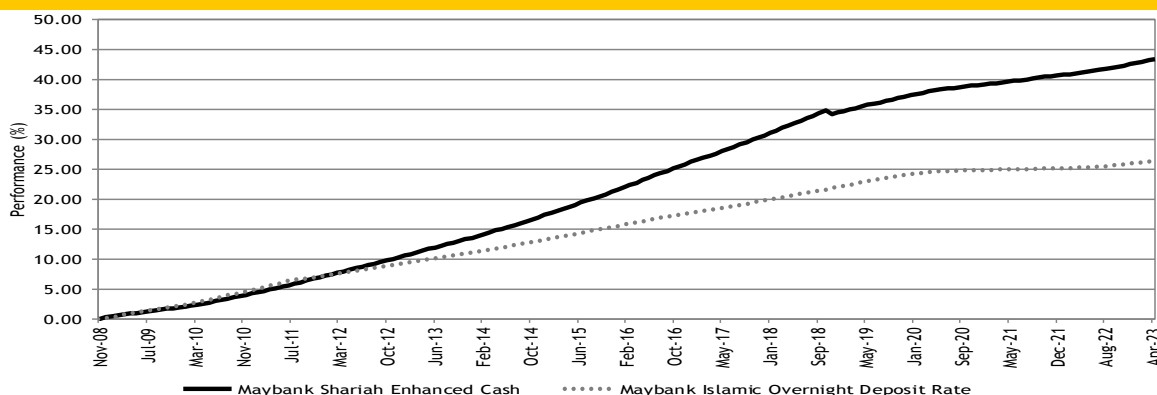
Portfolio Yield

2.91%

Portfolio Duration

9 days

Performance Record as at 30-Apr-23



** Performance record from 24 Nov 08 - 30 Apr 23, income reinvested, calculated in MYR

** Assuming the same distribution for Maybank Islamic Overnight Deposit Rates

** Inclusive of distribution since inception (if any)

** Changed to Maybank Islamic Overnight Repo Rate as benchmark from July 2011 onwards

Source: Novagani Analytics and Advisory Sdn. Bhd.

Performance (%) Return as at 30-Apr-23

Total Return	YTD	1 Mth	3 Mth	6 Mth	1 Yr	3 Yr	5 Yr	SI
Fund	0.61	0.15	0.45	0.90	1.60	3.76	8.38	43.33
Benchmark	0.36	0.09	0.27	0.54	0.90	1.44	4.87	26.38

Annualised Return				Calendar Year Return				
	3 Yr	5 Yr	SI	2022	2021	2020	2019	2018
Fund	1.24	1.62	2.52	1.33	1.03	1.35	2.13	2.91
Benchmark	0.48	0.96	1.63	0.62	0.25	0.59	1.70	1.90


Source: Novagani Analytics and Advisory Sdn. Bhd.

Income Distribution History

Date	Gross (sen)	Total yield (%)
2023	0.60	0.60
2022	1.16	1.16
2021	1.04	1.04
2020	1.35	1.36
2019	1.87	1.88
2018	3.35	3.40

Source: Maybank Asset Management Sdn. Bhd.

Asset Allocation as at 30-Apr-23



Source: Maybank Asset Management Sdn. Bhd.

The yield of the distributions are calculated based on the total dividend payout/ex-distribution NAV.

Based on the fund's portfolio returns as at 30 April 2023, the Volatility Factor (VF) for this fund is 0.09 and is classified as "Very Low". (Source: Lipper). "Very Low" includes funds with VF that are 0.000 and less than or equal to 3.820 (source: Lipper). The VF means there is a possibility for the fund in generating an upside return or downside return around this VF. The Volatility Class (VC) is assigned by Lipper based on quintile ranks of VF for qualified funds. VF is subject to monthly revision and VC will be revised every six months. The fund's portfolio may have changed since this date and there is no guarantee that the fund will continue to have the same VF or VC in the future. Presently, only funds launched in the market for at least 36 months will display the VF and its VC.

The term "Maybank AM" used herein refers to Maybank Asset Management. This Fund Fact Sheet ("FFS") is for informational purpose only. You should seek your own financial advice from a licensed adviser before investing in this Fund. Maybank AM does not make any representations or warranties of any kind express or implied, about the completeness, accuracy, reliability, suitability or availability with respect to the information contained herein.

Investors are advised to read and understand the contents of the Master Information Memorandum dated 9 August 2017, the First Supplementary Master Information Memorandum dated 17 July 2018, the Second Supplementary Master Information Memorandum dated 1 April 2019 and the Fund's Product Highlights Sheets ("PHS") before investing. The Information Memorandum and PHS are available at our nearest representative offices and investors have the right to request for a copy of the Information Memorandum and PHS. The Information Memorandum has been lodged with the Securities Commission Malaysia who takes no responsibility for its contents.

You should be aware that investments in wholesale funds carry risks. An outline of the risks are contained in the Information Memorandum. Unit prices and income distribution, if any, may rise or fall. Past performance of a fund is not an indicative of future performance. Please consider the fees and charges involved before investing. Units will be issued upon receipt of completed application form accompanying the Information Memorandum and subject to terms and conditions therein.

In no event shall Maybank AM be liable for any loss or damages howsoever arising whether in contract, tort, negligence, strict liability or any other basis, including without limitation, direct or indirect, special, incidental, consequential or punitive damages arising i) from incompleteness, inaccuracy, unreliability, unsuitability or unavailability with respect to this FFS and/or reliance thereon; or ii) from reproduction or use of the information/copyright/trademark contained in the FFS.

SC's approval or authorisation, or the registration, lodgement or submission of the Prospectus/ Information Memorandum does not amount to nor indicate that the SC has recommended or endorsed the Fund or the Fund Fact Sheet.