

## FUND OBJECTIVE

The Maybank Income Management-I Fund ("MIMI" or "the Fund") is a fixed income fund aims to generate a consistent stream of income through investments in a diversified portfolio of Sukuk.

Any material change to the investment objective of the Fund would require Unit Holders' approval.

## FUND INFORMATION

## Fund Category

Fixed Income

## Fund Type

Income

## Launch Date

8-Jan-20

## Benchmark

Maybank 12-months Islamic deposit rate + 0.50% per annum

## NAV Per Unit

RM 0.9962

## Fund Size

RM 153.66 million

## Distribution Policy

Distribution will be made on a semi-annual basis (subject to availability of income) and at the discretion of the Manager.

## Initial Offer Price (IOP)

RM1.0000

## Sales Charge

Up to 0.50% of the NAV per Unit

## Redemption Charge

Nil

## Annual Management Fee

Up to 0.40% per annum of the NAV of the Fund

## Annual Trustee Fee

Up to 0.04% per annum of the NAV of the Fund (excluding foreign custodian fees and charges), subject to a minimum of RM12,000 per annum, accrued daily and paid monthly to the Trustee.

## Min. Initial Investment

RM 5000

## Min. Additional Investment

RM 1000

## Cut-off time for injection / Withdrawal

4.00 p.m. on a Business Day as stated in Prospectus / Information Memorandum. Do note that times may differ from respective distributors.

## Period of payment after withdrawal

Within 10 calendar days

## Financial Year End

31-Aug

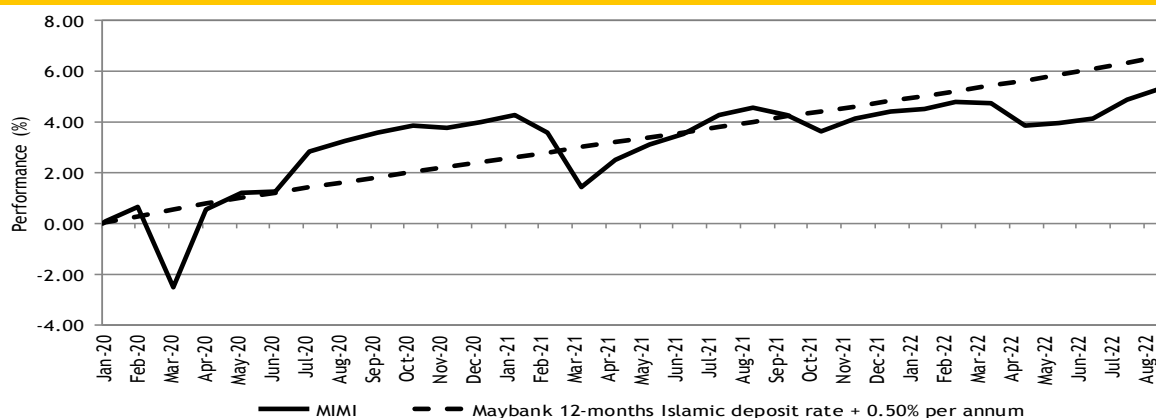
## Portfolio Yield

4.31%

## Portfolio Duration

3.37 years

## Performance Record as at 31-Aug-22



\*\* Performance record from 28 Jan 20 - 31 Aug 22, income reinvested, calculated in MYR

\*\* Inclusive of distribution since inception (if any)

Source: Novagani Analytics and Advisory Sdn. Bhd.

## Performance (%) Return as at 31-Aug-22

Total Return	YTD	1 Mth	3 Mth	6 Mth	1 Yr	3 Yr	5 Yr	SI
Fund	0.92	0.47	1.36	0.54	0.77	-	-	5.37
Benchmark	1.68	0.24	0.69	1.30	2.48	-	-	6.59

Annualised Return				Calendar Year Return				
	3 Yr	5 Yr	SI	2021	2020*	2019	2018	2017
Fund	-	-	2.04	0.37	4.03	-	-	-
Benchmark	-	-	2.49	2.35	2.42	-	-	-

\*since commencement till 31 Dec 2020


Source: Novagani Analytics and Advisory Sdn. Bhd.

## Income Distribution History

Date	Gross (sen)	Yield (%)	Total yield (%)
25/08/2022	1.50	1.51	1.61
24/02/2022	0.10	0.10	
2021	3.10	-	3.10
27/08/2020	1.00	0.98	0.98

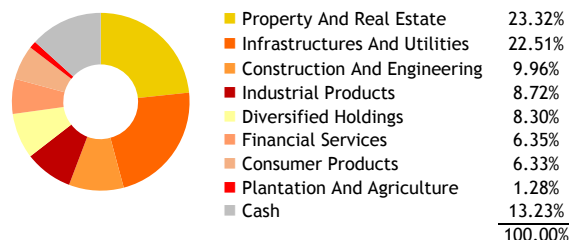
Source: Maybank Asset Management Sdn. Bhd.

## Asset Allocation as at 31-Aug-22



Source: Maybank Asset Management Sdn. Bhd.

## Sector Allocation as at 31-Aug-22



Source: Maybank Asset Management Sdn. Bhd.

## Top 10 Holdings as at 31-Aug-22

OSK RATED IMTN 4.390% 28.04.2028	3.84%
EDRA ENERGY IMTN 6.350% 05.07.2033	3.63%
MMC CORP IMTN 5.950% 12.11.2027	3.46%
FORTUNE PREMIERE IMTN 5.050% 05.09.2025	3.31%
PLUS BERHAD IMTN 4.560% 12.01.2024	3.30%
GAMUDA IMTN 4.785% 16.03.2023	3.28%
TANJUNG BIN ENERGY IMTN 6.200% 16.03.2032	3.28%
DRB-HICOM IMTN 4.550% 12.12.2024	3.26%
CYPARK REF IMTN 4.870% 30.06.2025	3.26%
TG EXCELLENCE IMTN 3.950% 27.02.2025	3.23%

Source: Maybank Asset Management Sdn. Bhd.

## Credit Ratings as at 31-Aug-22

AAA	9.40%
AA	63.63%
A	13.74%
	<u>86.77%</u>

Source: Maybank Asset Management Sdn. Bhd.

The yield of the distributions are calculated based on the total dividend payout/ex-distribution NAV.

The term "Maybank AM" used herein refers to Maybank Asset Management. This Fund Fact Sheet ("FFS") is for informational purpose only. You should seek your own financial advice from a licensed adviser before investing in this Fund. Maybank AM does not make any representations or warranties of any kind express or implied, about the completeness, accuracy, reliability, suitability or availability with respect to the information contained herein.

Investors are advised to read and understand the contents of the Prospectus dated 8 January 2020, the First Supplementary Prospectus dated 22 February 2021 and the Fund's Product Highlights Sheets ("PHS") before investing. The Prospectus and PHS are available at our nearest representative offices and investors have the right to request for a copy of the Prospectus and PHS. The Prospectus has been registered with the Securities Commission Malaysia who takes no responsibility for its contents.

You should be aware that investments in unit trust funds carry risks. An outline of the risks are contained in the Prospectus. Unit prices and income distribution, if any, may rise or fall. Past performance of a fund is not an indicative of future performance. Please consider the fees and charges involved before investing. Units will be issued upon receipt of completed application form accompanying the Prospectus and subject to terms and conditions therein.

In no event shall Maybank AM be liable for any loss or damages howsoever arising whether in contract, tort, negligence, strict liability or any other basis, including without limitation, direct or indirect, special, incidental, consequential or punitive damages arising i) from incompleteness, inaccuracy, unreliability, unsuitability or unavailability with respect to this FFS and/or reliance thereon; or ii) from reproduction or use of the information/copyright/trademark contained in the FFS.

SC's approval or authorisation, or the registration, lodgement or submission of the Prospectus/ Information Memorandum does not amount to nor indicate that the SC has recommended or endorsed the Fund or the Fund Fact Sheet.