

FUND OBJECTIVE

The MAMG Global Income-I Fund - MYR Class ("MGIIFAMYR" or "the Fund") is a feeder fund aims to maximise investment returns by investing in the target fund, the AZ Islamic - MAMG Global Sukuk ("Target Fund").

Any material changes to the investment objective of the Fund would require Unit Holders' approval.



FUND INFORMATION

Fund Category

Feeder Fund (sukuk)

Fund Type

Income & growth

Launch Date

13-Mar-18

NAV Per Unit

RM 1.0213

Class Size

RM 41.66 million

Feeder Fund (Total Size)

RM 42.31 million

Target Fund Size

USD 710 million

Distribution Policy

Distribution, if any, will be made from the realised income of the Fund. Distribution will be on a semi-annual basis (subject to availability of income).

Initial Offer Price (IOP)

RM1.0000

Sales Charge

Up to 3.00% of the NAV per unit

Redemption Charge

Nil

Annual Management Fee

Up to 1.00% per annum of the NAV of each Class

Annual Trustee Fee

0.02% per annum of the NAV of the Fund (subject to a minimum of RM6,000 per annum)

Min. Initial Investment

RM5,000 or such other lower amount as determined by the Manager.

Min. Additional Investment

RM1,000 or such other lower amount as determined by the Manager.

Cut-off time for injection / Withdrawal

4.00 p.m. on a Business Day as stated in Prospectus / Information Memorandum. Do note that times may differ from respective distributors.

Period of payment after withdrawal

Within 9 business days

Financial Year End

31-Dec

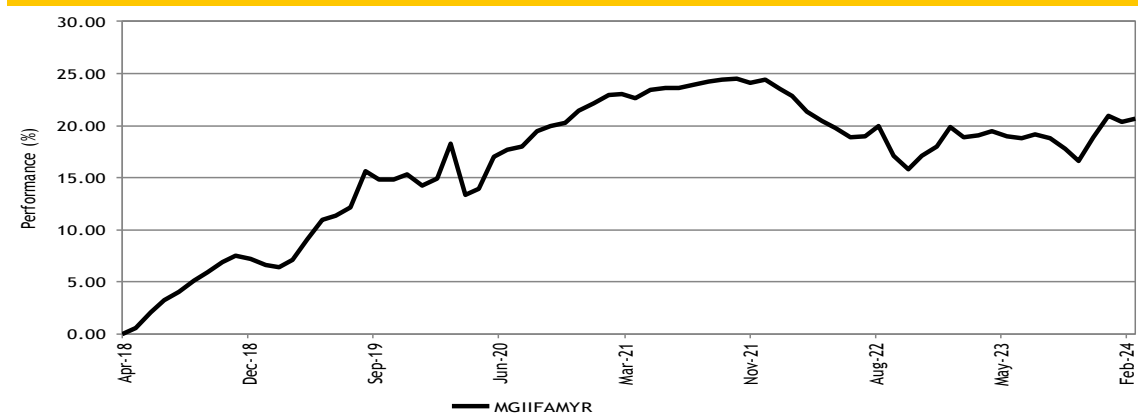
Portfolio Yield (Target)

6.30%

Portfolio Duration (Target Fund)

3.90 years

Performance Record as at 29-Feb-24



*** Performance record from 3 Apr 18 - 29 Feb 24, income reinvested, calculated in MYR
** Inclusive of distribution since inception (if any)
Source: Novagmi Analytics and Advisory Sdn. Bhd.

Performance (%) Return as at 29-Feb-24

Total Return	YTD	1 Mth	3 Mth	6 Mth	1 Yr	3 Yr	5 Yr	SI	
Fund	-0.25	0.20	1.48	1.50	1.48	-2.00	13.37	20.60	
		Annualised Return			Calendar Year Return				
		3 Yr	5 Yr	SI	2023	2022	2021	2020	2019
Fund		-0.67	2.54	3.22	2.46	-5.15	1.83	6.95	6.61


Source: Novagmi Analytics and Advisory Sdn. Bhd.

Income Distribution History

Date	Gross (sen)	Yield (%)	Total yield (%)
29/03/2023	4.00	3.97	3.97
29/03/2022	1.60	1.50	1.50
2021	4.50	-	4.07
2020	6.50	-	5.81
2019	1.80	-	1.62

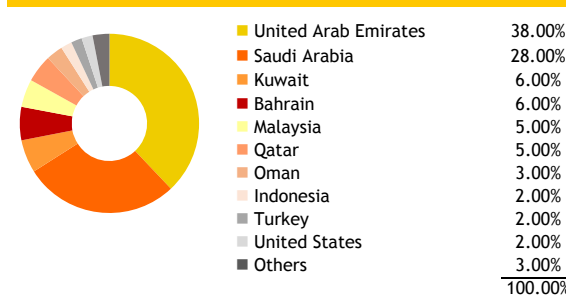
Source: Maybank Asset Management Sdn. Bhd.

Asset Allocation (Feeder Fund) as at 29-Feb-24



Source: Maybank Asset Management Sdn. Bhd.

Country Allocation (Target Fund) as at 29-Feb-24



Source: AZ Islamic - MAMG Global Sukuk

Top 5 Holdings (Target Fund) as at 29-Feb-24

SAUDI ELEC SUKUK 5.684% 23-11/04/2053	3.70%
DP WORLD SALAA 20-31/12/2060 FRN	3.50%
ESIC SUKUK 3.939% 19-30/07/2024	3.30%
RIYAD BANK 20-25/02/2030 FRN	3.00%
ARAB NATIONAL BK 20-28/10/2030 FRN	2.90%

Source: AZ Islamic - MAMG Global Sukuk

(Target Fund) Characteristics

Wt Avg Portfolio Rating **BBB-**

Source: AZ Islamic - MAMG Global Sukuk

The yield of the distributions are calculated based on the total dividend payout/ex-distribution NAV.

Based on the fund's portfolio returns as at 29 February 2024, the Volatility Factor (VF) for this fund is 2.99 and is classified as "Very Low". (Source: Lipper). "Very Low" includes funds with VF that are 0.000 and less than or equal to 4.075 (source: Lipper). The VF means there is a possibility for the fund in generating an upside return or downside return around this VF. The Volatility Class (VC) is assigned by Lipper based on quintile ranks of VF for qualified funds. VF is subject to monthly revision and VC will be revised every six months. The fund's portfolio may have changed since this date and there is no guarantee that the fund will continue to have the same VF or VC in the future. Presently, only funds launched in the market for at least 36 months will display the VF and its VC.

The term "Maybank AM" used herein refers to Maybank Asset Management. This Fund Fact Sheet ("FFS") is for informational purpose only. You should seek your own financial advice from a licensed adviser before investing in this Fund. Maybank AM does not make any representations or warranties of any kind express or implied, about the completeness, accuracy, reliability, suitability or availability with respect to the information contained herein.

Investors are advised to read and understand the contents of Replacement Prospectus dated 8 May 2023 which supercedes the Prospectus dated 13 March 2018 as amended by the First Supplementary Prospectus dated 26 June 2018, the replacement Prospectus dated 8 July 2020 and the Fund's Product Highlights Sheets ("PHS") before investing. The Prospectus and PHS are available at our nearest representative offices and investors have the right to request for a copy of the Prospectus and PHS. The Prospectus has been registered with the Securities Commission Malaysia who takes no responsibility for its contents.

You should be aware that investments in unit trust funds carry risks. An outline of the risks are contained in the Prospectus. Unit prices and income distribution, if any, may rise or fall. Past performance of a fund is not an indicative of future performance. Please consider the fees and charges involved before investing. Units will be issued upon receipt of completed application form accompanying the Prospectus and subject to terms and conditions therein.

In no event shall Maybank AM be liable for any loss or damages howsoever arising whether in contract, tort, negligence, strict liability or any other basis, including without limitation, direct or indirect, special, incidental, consequential or punitive damages arising i) from incompleteness, inaccuracy, unreliability, unsuitability or unavailability with respect to this FFS and/or reliance thereon; or ii) from reproduction or use of the information/copyright/trademark contained in the FFS.

SC's approval or authorisation, or the registration, lodgement or submission of the Prospectus/ Information Memorandum does not amount to nor indicate that the SC has recommended or endorsed the Fund or the Fund Fact Sheet.

FUND OBJECTIVE

The MAMG Global Income-I Fund - USD Class ("MGIIFBUSD" or "the Fund") is a feeder fund aims to maximise investment returns by investing in the target fund, the AZ Islamic - MAMG Global Sukuk ("Target Fund").

Any material changes to the investment objective of the Fund would require Unit Holders' approval.



FUND INFORMATION

Fund Category
Feeder Fund (sukuk)

Fund Type
Income & growth

Launch Date
13-Mar-18

Inception Date
8-Jul-20

NAV Per Unit
USD 1.0097

Class Size
USD 0.14 million

Feeder Fund (Total Size)
RM 42.31 million

Target Fund Size
USD 710 million

Distribution Policy
Distribution, if any, will be made from the realised income of the Fund. Distribution will be on a semi-annual basis (subject to availability of income).

Initial Offer Price (IOP)
USD1.0000

Sales Charge
Up to 3.00% of the NAV per unit

Redemption Charge
Nil

Annual Management Fee
Up to 1.00% per annum of the NAV of each Class

Annual Trustee Fee
0.02% per annum of the NAV of the Fund (subject to a minimum of RM6,000 per annum)

Min. Initial Investment
USD5,000 or such other lower amount as determined by the Manager.

Min. Additional Investment
USD1,000 or such other lower amount as determined by the Manager.

Cut-off time for injection / Withdrawal
4.00 p.m. on a Business Day as stated in Prospectus / Information Memorandum. Do note that times may differ from respective distributors.

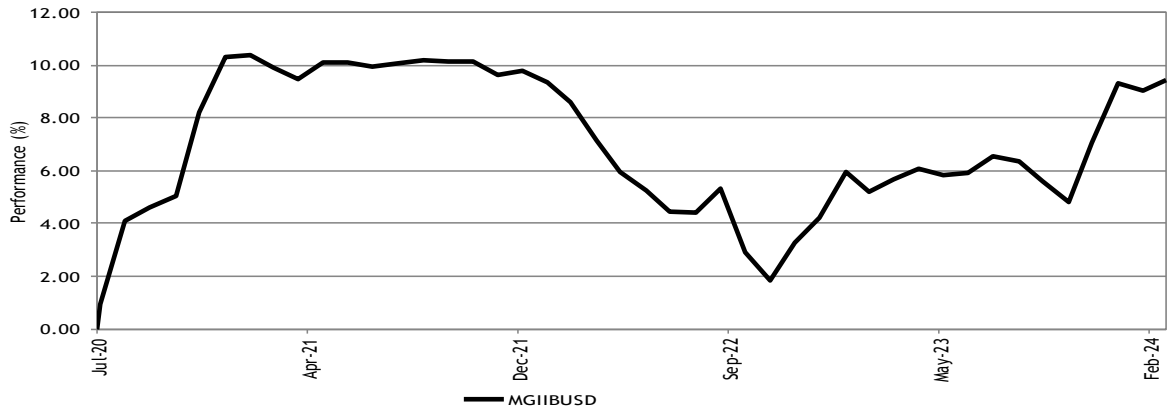
Period of payment after withdrawal
Within 9 business days

Financial Year End
31-Dec

Portfolio Yield (Target Fund)
6.30%

Portfolio Duration (Target Fund)
3.90 years

Performance Record as at 29-Feb-24



*** Performance record from 28 July 20 - 29 Feb 24, income reinvested, calculated in USD
** Inclusive of distribution since inception (if any)
Source: Novagmi Analytics and Advisory Sdn. Bhd.

Performance (%) Return as at 29-Feb-24

Total Return	YTD	1 Mth	3 Mth	6 Mth	1 Yr	3 Yr	5 Yr	SI	
Fund	0.11	0.37	2.21	2.89	4.03	-0.41	-	9.44	
		Annualised Return			Calendar Year Return				
		3 Yr	5 Yr	SI	2023	2022	2021	2020	2019
Fund		-0.14	-	2.54	4.90	-5.08	-0.47	10.31	-


Source: Novagmi Analytics and Advisory Sdn. Bhd.

Income Distribution History

Date	Gross (sen)	Yield (%)	Total yield (%)
28/12/2022	2.00	2.08	
27/09/2022	1.60	1.64	6.42
28/06/2022	1.00	1.00	
29/03/2022	1.60	1.55	
2021	2.00	-	1.85

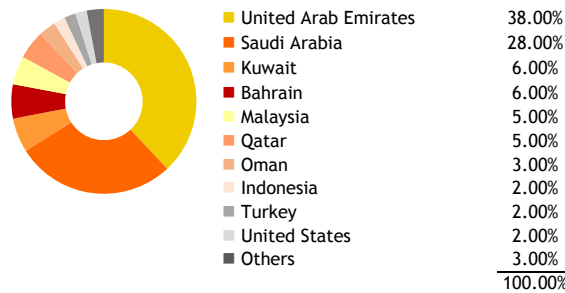
Source: Maybank Asset Management Sdn. Bhd.

Asset Allocation (Feeder Fund) as at 29-Feb-24



Source: Maybank Asset Management Sdn. Bhd.

Country Allocation (Target Fund) as at 29-Feb-24



Source: AZ Islamic - MAMG Global Sukuk

Top 5 Holdings (Target Fund) as at 29-Feb-24

SAUDI ELEC SUKUK 5.684% 23-11/04/2053	3.70%
DP WORLD SALAA 20-31/12/2060 FRN	3.50%
ESIC SUKUK 3.939% 19-30/07/2024	3.30%
RIYAD BANK 20-25/02/2030 FRN	3.00%
ARAB NATIONAL BK 20-28/10/2030 FRN	2.90%

Source: AZ Islamic - MAMG Global Sukuk

(Target Fund) Characteristics

Wt Avg Portfolio Rating **BBB-**

Source: AZ Islamic - MAMG Global Sukuk

The yield of the distributions are calculated based on the total dividend payout/ex-distribution NAV.

Based on the fund's portfolio returns as at 29 February 2024, the Volatility Factor (VF) for this fund is 5.95 and is classified as "Low". (Source: Lipper). "Low" includes funds with VF that are above 4.075 and less than or equal to 8.385 (source: Lipper). The VF means there is a possibility for the fund in generating an upside return or downside return around this VF. The Volatility Class (VC) is assigned by Lipper based on quintile ranks of VF for qualified funds. VF is subject to monthly revision and VC will be revised every six months. The fund's portfolio may have changed since this date and there is no guarantee that the fund will continue to have the same VF or VC in the future. Presently, only funds launched in the market for at least 36 months will display the VF and its VC.

The term "Maybank AM" used herein refers to Maybank Asset Management. This Fund Fact Sheet ("FFS") is for informational purpose only. You should seek your own financial advice from a licensed adviser before investing in this Fund. Maybank AM does not make any representations or warranties of any kind express or implied, about the completeness, accuracy, reliability, suitability or availability with respect to the information contained herein.

Investors are advised to read and understand the contents of Replacement Prospectus dated 8 May 2023 which supercedes the Prospectus dated 13 March 2018 as amended by the First Supplementary Prospectus dated 26 June 2018, the replacement Prospectus dated 8 July 2020 and the Fund's Product Highlights Sheets ("PHS") before investing. The Prospectus and PHS are available at our nearest representative offices and investors have the right to request for a copy of the Prospectus and PHS. The Prospectus has been registered with the Securities Commission Malaysia who takes no responsibility for its contents.

You should be aware that investments in unit trust funds carry risks. An outline of the risks are contained in the Prospectus. Unit prices and income distribution, if any, may rise or fall. Past performance of a fund is not an indicative of future performance. Please consider the fees and charges involved before investing. Units will be issued upon receipt of completed application form accompanying the Prospectus and subject to terms and conditions therein.

In no event shall Maybank AM be liable for any loss or damages howsoever arising whether in contract, tort, negligence, strict liability or any other basis, including without limitation, direct or indirect, special, incidental, consequential or punitive damages arising i) from incompleteness, inaccuracy, unreliability, unsuitability or unavailability with respect to this FFS and/or reliance thereon; or ii) from reproduction or use of the information/copyright/trademark contained in the FFS.

SC's approval or authorisation, or the registration, lodgement or submission of the Prospectus/ Information Memorandum does not amount to nor indicate that the SC has recommended or endorsed the Fund or the Fund Fact Sheet.