

FUND OBJECTIVE

The Maybank Enhanced Constant Income Fund ("MECIF" or "the Fund") is a fixed income (close-ended) fund that aims to provide Unit Holders with income through investments in a portfolio of Fixed Income Securities.

FUND INFORMATION

Fund Category
Fixed Income (close-ended)

Fund Type
Income

Launch Date
30-Jun-20

Commencement Date
29-Jul-20

Maturity Date
29-Jan-24 or earlier

Benchmark
Prevailing 3-year Maybank fixed deposit rate as at the Commencement Date.

NAV Per Unit
RM 0.8529

Fund Size
RM 33.26 million

Distribution Policy
The Fund will declare income distribution annually, subject to the availability of income, during the tenure of the Fund

Initial Offer Price (IOP)
RM1.0000

Sales Charge
Up to 3.00% of the offer price of the Fund

Exit Fee
Up to 1st Anniversary 3.50%
Next Business Day following 1st anniversary up to 2nd anniversary 2.50%
Next Business Day following 2nd anniversary up to Maturity Date 1.50%
Maturity Date or Early Maturity Date Nil

Annual Trustee Fee
0.03% per annum of the NAV of the Fund (excluding foreign custodian fees and charges), calculated and accrued daily and is payable monthly to the Trustee.

Min. Initial Investment
RM1,000 or such other amount or number of units (as the case may be) as may be decided by the Manager from time to time.

Min. Additional Investment
RM1,000 or such other amount or number of units (as the case may be) as may be decided by the Manager from time to time.

Cut-off time for injection / Withdrawal
4.00 p.m. on a Business Day as stated in Prospectus / Information Memorandum.
Do note that times may differ from respective distributors.

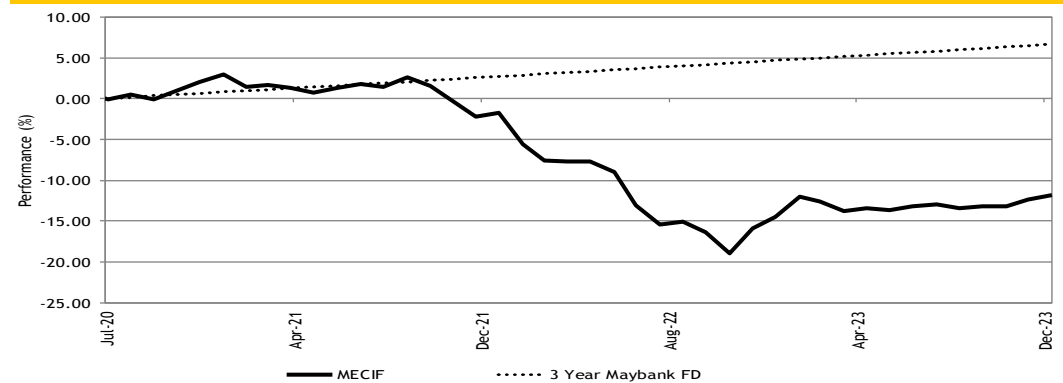
Period of payment after withdrawal
Within 10 calendar days

Financial Year End
31-Aug

Portfolio Yield
3.41%

Portfolio Duration
0.18 years

Performance Record as at 31-Dec-23



** Performance record from 29 Jul 20 - 31 Dec 23
** Inclusive of distribution since inception (if any)
Source: Novagmi Analytics and Advisory Sdn. Bhd.

Performance (%) Return as at 31-Dec-23

Total Return	YTD	1 Mth	3 Mth	6 Mth	1 Yr	3 Yr	5 Yr	SI
Fund	3.26	0.70	1.62	1.68	3.26	0.00	-	-11.83
Benchmark	1.90	0.16	0.48	0.95	1.90	5.81	-	6.66

	Annualised Return			Calendar Year Return				
	3 Yr	5 Yr	SI	2023	2022	2021	2020*	2019
Fund	0.00	-	-3.61	3.26	-13.39	-4.60	2.99	-
Benchmark	1.90	-	1.90	1.90	2.32	1.90	0.80	-


*since commencement till 31 Dec 2020
Source: Novagmi Analytics and Advisory Sdn. Bhd.

Income Distribution History

Date	Gross (sen)	Yield (%)	Total yield (%)
28/07/2021	2.88	2.92	2.92


Source: Maybank Asset Management Sdn. Bhd.

Asset Allocation as at 31-Dec-23




Source: Maybank Asset Management Sdn. Bhd.

Sector Allocation as at 31-Dec-23



Source: Maybank Asset Management Sdn. Bhd.

Country Allocation as at 31-Dec-23



Source: Maybank Asset Management Sdn. Bhd.

Top 10 Holdings as at 31-Dec-23

SOCIETE GENERALE 4.75% PERP	3.63%
GREENKO DUTCH BV 3.85% 29.03.26	2.97%

Source: Maybank Asset Management Sdn. Bhd.

Credit Ratings as at 31-Dec-23

BB	6.60%
Fixed Deposit	56.93%
Total	63.53%

Source: Maybank Asset Management Sdn. Bhd.

The yield of the distributions are calculated based on the total dividend payout/ex-distribution NAV.

Based on the fund's portfolio returns as at 31 December 2023, the Volatility Factor (VF) for this fund is 5.92 and is classified as "Low". (Source: Lipper). "Low" includes funds with VF that are above 4.07 and less than or equal to 8.355 (source: Lipper). The VF means there is a possibility for the fund in generating an upside return or downside return around this VF. The Volatility Class (VC) is assigned by Lipper based on quintile ranks of VF for qualified funds. VF is subject to monthly revision and VC will be revised every six months. The fund's portfolio may have changed since this date and there is no guarantee that the fund will continue to have the same VF or VC in the future. Presently, only funds launched in the market for at least 36 months will display the VF and its VC.

The term "Maybank AM" used herein refers to Maybank Asset Management. This Fund Fact Sheet ("FFS") is for informational purpose only. You should seek your own financial advice from a licensed adviser before investing in this Fund. Maybank AM does not make any representations or warranties of any kind express or implied, about the completeness, accuracy, reliability, suitability or availability with respect to the information contained herein.

Investors are advised to read and understand the contents of the Information Memorandum dated 22 June 2020 and the Fund's Product Highlights Sheets ("PHS") before investing. The Information Memorandum and PHS are available at our nearest representative offices and investors have the right to request for a copy of the Information Memorandum and PHS. The Information Memorandum has been lodged with the Securities Commission Malaysia who takes no responsibility for its contents.

You should be aware that investments in wholesale funds carry risks. An outline of the risks are contained in the Information Memorandum. Unit prices and income distribution, if any, may rise or fall. Past performance of a fund is not an indicative of future performance. Please consider the fees and charges involved before investing. Units will be issued upon receipt of completed application form accompanying the Information Memorandum and subject to terms and conditions therein.

In no event shall Maybank AM be liable for any loss or damages howsoever arising whether in contract, tort, negligence, strict liability or any other basis, including without limitation, direct or indirect, special, incidental, consequential or punitive damages arising i) from incompleteness, inaccuracy, unreliability, unsuitability or unavailability with respect to this FFS and/or reliance thereon; or ii) from reproduction or use of the information/copyright/trademark contained in the FFS.

SC's approval or authorisation, or the registration, lodgement or submission of the Prospectus/ Information Memorandum does not amount to nor indicate that the SC has recommended or endorsed the Fund or the Fund Fact Sheet.