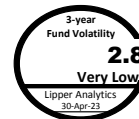


## FUND OBJECTIVE

The Maybank Malaysia Income Fund ("MMIF" or "the Fund") is an bond fund that aims to maximise returns over the Medium Term, and while at the same time offering stability of capital and regular consistent income.

Any material change to the investment objective of the Fund would require Unit Holders' approval.



## FUND INFORMATION

### Fund Category

Bond

### Fund Type

Income

### Launch Date

19-Jun-96

### Benchmark

Maybank 12-month fixed deposit rate

### NAV Per Unit

RM 1.0832

### Fund Size

RM 55.39 million

### Distribution Policy

Income distribution (if any) is declared at the end of the financial year of the Fund or for any specified period at the Manager's discretion, subject to Trustee's approval. Distribution will be made from realised income and realised gains of the Fund.

### Initial Offer Price (IOP)

RM1.0000

### Sales Charge

Up to 2.00% of the NAV per Unit of the Fund

### Redemption Charge

Nil

### Annual Management Fee

Up to 1.50% of the NAV, calculated and accrued on a daily basis

### Annual Trustee Fee

0.035%, up to a maximum NAV of RM100 million and thereafter at a rate of 0.01% per annum.

### Min. Initial Investment

RM1,000

### Min. Additional Investment

RM100

### Cut-off time for injection / Withdrawal

4.00 p.m. on a Business Day as stated in Prospectus / Information Memorandum. Do note that times may differ from respective distributors.

### Period of payment after withdrawal

Within 10 calendar days

### Financial Year End

30-Jun

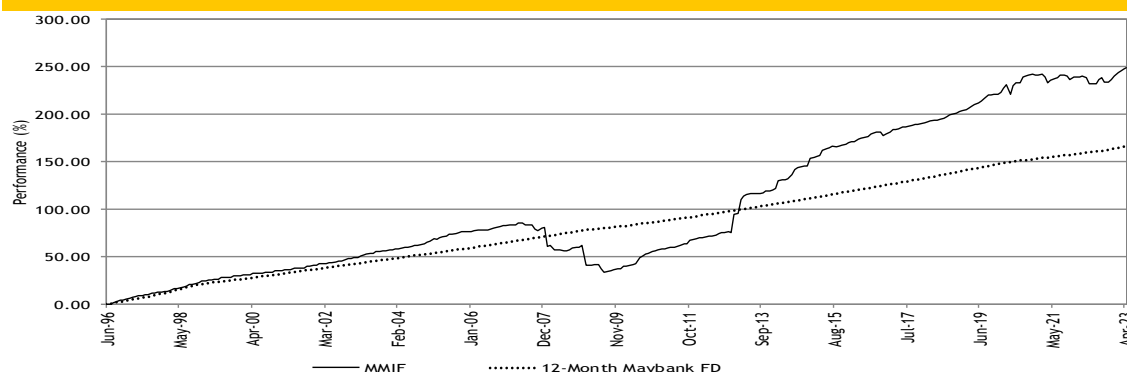
### Portfolio Yield

4.79%

### Portfolio Duration

4.85 years

## Performance Record as at 30-Apr-23



\*\* Performance record from 19 Jun 96 - 30 Apr 23, income reinvested, calculated in MYR

\* Inclusive of distribution since inception (if any)

Source: Novagmi Analytics and Advisory Sdn. Bhd.

## Performance (%) Return as at 30-Apr-23

Total Return	YTD	1 Mth	3 Mth	6 Mth	1 Yr	3 Yr	5 Yr	SI
Fund	2.88	0.67	1.55	4.69	5.20	5.77	18.87	249.71
Benchmark	0.93	0.23	0.69	1.40	2.60	6.47	13.32	166.51

Annualised Return				Calendar Year Return				
	3 Yr	5 Yr	SI	2022	2021	2020	2019	2018
Fund	1.89	3.52	4.77	0.05	-0.53	5.89	6.31	4.13
Benchmark	2.11	2.53	3.71	2.27	1.85	2.18	3.18	3.35


Source: Novagmi Analytics and Advisory Sdn. Bhd.

## Income Distribution History

Date	Gross (sen)	Yield (%)	Total yield (%)
28/06/2022	3.20	3.11	3.11
28/06/2021	2.24	2.07	2.07
30/06/2020	3.00	2.76	2.76
02/07/2019	3.00	2.85	2.85
02/07/2018	3.00	2.94	2.94


Source: Maybank Asset Management Sdn. Bhd.

## Asset Allocation as at 30-Apr-23



Source: Maybank Asset Management Sdn. Bhd.

## Sector Allocation as at 30-Apr-23



Source: Maybank Asset Management Sdn. Bhd.

## Top 10 Holdings as at 30-Apr-23

TBE IMTN 6.200% 16.03.2032 (TRANCHE 22)	9.23%
TENAGA IMTN 03.08.2037	5.85%
SABAHDEV MTN 2555D 27.2.2026 - Issue No. 201	4.96%
PSEP IMTN 4.100% 19.03.2031	4.91%
MMC CORP IMTN 5.950% 12.11.2027	4.77%
PASB IMTN 3.900% 30.10.2029 - ISSUE NO. 18	4.44%
CYPARK REF IMTN 5.320% 30.06.2031	4.31%
ESMSB IMTN 4.050% 30.12.2025	3.85%
TNB NE 4.620% 30.05.2033	3.67%
PKPP IMTN 4.110% 30.10.2025	3.53%

Source: Maybank Asset Management Sdn. Bhd.

## Credit Ratings as at 30-Apr-23

AAA	25.25%
AA	63.16%
A	8.30%
	96.71%

Source: Maybank Asset Management Sdn. Bhd.



The yield of the distributions are calculated based on the total dividend payout/ex-distribution NAV.

Based on the fund's portfolio returns as at 30 April 2023, the Volatility Factor (VF) for this fund is 2.84 and is classified as "Very Low". (Source: Lipper). "Very Low" includes funds with VF that are 0.000 and less than or equal to 3.820 (source: Lipper). The VF means there is a possibility for the fund in generating an upside return or downside return around this VF. The Volatility Class (VC) is assigned by Lipper based on quintile ranks of VF for qualified funds. VF is subject to monthly revision and VC will be revised every six months. The fund's portfolio may have changed since this date and there is no guarantee that the fund will continue to have the same VF or VC in the future. Presently, only funds launched in the market for at least 36 months will display the VF and its VC.

The term "Maybank AM" used herein refers to Maybank Asset Management. This Fund Fact Sheet ("FFS") is for informational purpose only. You should seek your own financial advice from a licensed adviser before investing in this Fund. Maybank AM does not make any representations or warranties of any kind express or implied, about the completeness, accuracy, reliability, suitability or availability with respect to the information contained herein.

Investors are advised to read and understand the contents of the Master Prospectus (Conventional Funds) dated 17 January 2020, the First Supplementary Master Prospectus (Conventional Funds) dated 22 February 2021 and the Fund's Product Highlights Sheets ("PHS") before investing. The Prospectus and PHS are available at our nearest representative offices and investors have the right to request for a copy of the Prospectus and PHS. The Prospectus has been registered with the Securities Commission Malaysia who takes no responsibility for its contents.

You should be aware that investments in unit trust funds carry risks. An outline of the risks are contained in the Prospectus. Unit prices and income distribution, if any, may rise or fall. Past performance of a fund is not an indicative of future performance. Please consider the fees and charges involved before investing. Units will be issued upon receipt of completed application form accompanying the Prospectus and subject to terms and conditions therein.

In no event shall Maybank AM be liable for any loss or damages howsoever arising whether in contract, tort, negligence, strict liability or any other basis, including without limitation, direct or indirect, special, incidental, consequential or punitive damages arising i) from incompleteness, inaccuracy, unreliability, unsuitability or unavailability with respect to this FFS and/or reliance thereon; or ii) from reproduction or use of the information/copyright/trademark contained in the FFS.

SC's approval or authorisation, or the registration, lodgement or submission of the Prospectus/ Information Memorandum does not amount to nor indicate that the SC has recommended or endorsed the Fund or the Fund Fact Sheet.