

FUND OBJECTIVE

The Maybank AsiaPac Ex Japan Equity- I Fund ("MAEI" or "the Fund") is a Shariah-compliant equity fund that aims to achieve capital growth over the long term by investing in Shariah-compliant equities.

Any material changes to the investment objective of the Fund would require Unit Holders' approval.



FUND INFORMATION

Fund Category
Equity (Shariah)

Fund Type
Growth

Launch Date
8-Jan-14

Benchmark
MSCI AC Asia Pacific Islamic ex-Japan Index

NAV Per Unit
RM 1.2870

Fund Size
RM 239.88 million

Distribution Policy
Distribution, if any, is incidental and will be made from the realised income of the Fund.

Initial Offer Price (IOP)
RM1.0000

Sales Charge
Up to 5.00% of the NAV per Unit of the Fund

Redemption Charge
Nil

Annual Management Fee
Up to 1.50% per annum of the NAV of the Fund

Annual Trustee Fee
0.06% per annum of the NAV of the Fund (excluding foreign custodian fees and charges), accrued daily and paid monthly to the Trustee.

Min. Initial Investment
RM 1000

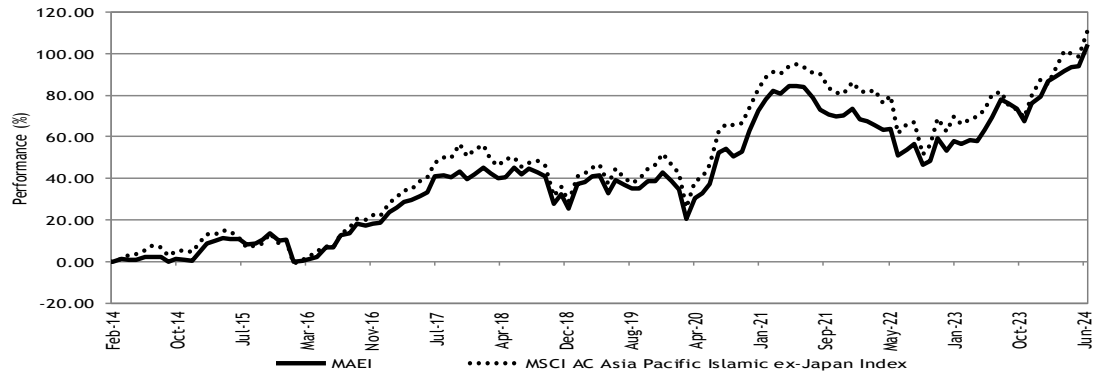
Min. Additional Investment
RM 100

Cut-off time for injection / Withdrawal
4.00 p.m. on a Business Day as stated in Prospectus / Information Memorandum. Do note that times may differ from respective distributors.

Period of payment after withdrawal
Within 7 business days

Financial Year End
31-Jan

Performance Record as at 30-Jun-24



** Performance record from 8 Jan 14 - 30 Jun 24, income reinvested, calculated in MYR
** Inclusive of distribution since inception (if any)
Source: Novagmi Analytics and Advisory Sdn. Bhd.

Performance (%) Return as at 30-Jun-24

Total Return	YTD	1 Mth	3 Mth	6 Mth	1 Yr	3 Yr	5 Yr	SI
Fund	13.85	5.42	6.70	13.85	20.61	11.06	46.93	104.32
Benchmark	12.76	6.33	5.04	12.76	17.29	9.29	45.86	111.22

	Annualised Return			Calendar Year Return			
	3 Yr	5 Yr	SI	2023	2022	2021	2020
Fund	3.56	8.00	7.05	16.89	-11.52	0.69	20.46
Benchmark	3.01	7.84	7.39	15.15	-12.72	1.99	20.22


Source: Novagmi Analytics and Advisory Sdn. Bhd.

Income Distribution History

Date	Gross (sen)	Yield (%)	Total yield (%)
29/01/2024	4.50	3.82	3.82
27/01/2023	4.00	3.83	3.83
27/01/2022	8.00	7.10	7.10
27/01/2021	10.00	7.43	7.43
31/01/2020	10.00	9.24	9.24
01/08/2018	11.00	8.91	8.91

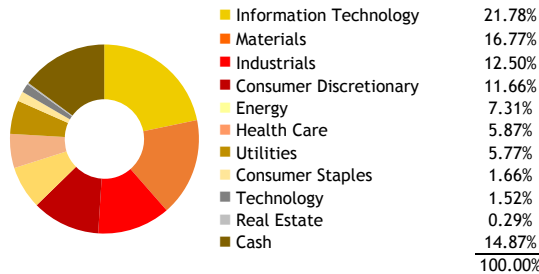
Source: Maybank Asset Management Sdn. Bhd.

Asset Allocation as at 30-Jun-24



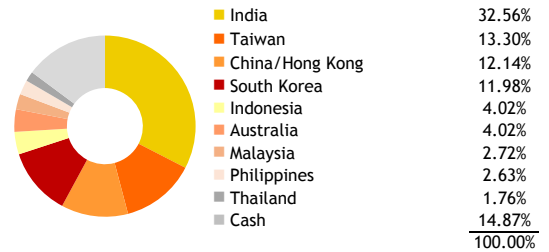
Source: Maybank Asset Management Sdn. Bhd.

Sector Allocation as at 30-Jun-24



Source: Maybank Asset Management Sdn. Bhd.

Country Allocation as at 30-Jun-24



Source: Maybank Asset Management Sdn. Bhd.

Top 10 Holdings as at 30-Jun-24

TAIWAN SEMICONDUCTOR MANUFACTURING CO LTD	9.60%
SAMSUNG ELECTRONICS CO LTD	8.24%
RELIANCE INDUSTRIES LTD	3.69%
SK HYNIX INC	3.14%
ALIBABA GROUP HOLDING LTD	2.94%
JINDAL SAW LTD	2.65%
FINOLEX CABLES LTD	2.52%
BHP GROUP LTD	2.41%
TORRENT POWER LTD	2.22%
PINDUODUO INC-ADR	2.10%

Source: Maybank Asset Management Sdn. Bhd.



The yield of the distributions are calculated based on the total dividend payout/ex-distribution NAV.

Based on the fund's portfolio returns as at 30 June 2024, the Volatility Factor (VF) for this fund is 11.20 and is classified as "Moderate". (Source: Lipper). "Moderate" includes funds with VF that are above 8.74 and less than or equal to 11.415 (source: Lipper). The VF means there is a possibility for the fund in generating an upside return or downside return around this VF. The Volatility Class (VC) is assigned by Lipper based on quintile ranks of VF for qualified funds. VF is subject to monthly revision and VC will be revised every six months. The fund's portfolio may have changed since this date and there is no guarantee that the fund will continue to have the same VF or VC in the future. Presently, only funds launched in the market for at least 36 months will display the VF and its VC.

The term "Maybank AM" used herein refers to Maybank Asset Management. This Fund Fact Sheet ("FFS") is for informational purpose only. You should seek your own financial advice from a licensed adviser before investing in this Fund. Maybank AM does not make any representations or warranties of any kind express or implied, about the completeness, accuracy, reliability, suitability or availability with respect to the information contained herein.

Investors are advised to read and understand the contents of Replacement Prospectus dated 1 March 2023 which supercedes the Prospectus dated 8 January 2017 as amended by the First Supplementary Prospectus dated 2 March 2017, the Third Supplementary Prospectus dated 26 June 2018, the Fourth Prospectus dated 30 April 2019 and the Fifth Supplementary Prospectus dated 22 February 2021 and the Fund's Product Highlights Sheets ("PHS") before investing. The Prospectus and PHS are available at our nearest representative offices and investors have the right to request for a copy of the Prospectus and PHS. The Prospectus has been registered with the Securities Commission Malaysia who takes no responsibility for its contents.

You should be aware that investments in unit trust funds carry risks. An outline of the risks are contained in the Prospectus. Unit prices and income distribution, if any, may rise or fall. Past performance of a fund is not an indicative of future performance. Please consider the fees and charges involved before investing. Units will be issued upon receipt of completed application form accompanying the Prospectus and subject to terms and conditions therein.

In no event shall Maybank AM be liable for any loss or damages howsoever arising whether in contract, tort, negligence, strict liability or any other basis, including without limitation, direct or indirect, special, incidental, consequential or punitive damages arising i) from incompleteness, inaccuracy, unreliability, unsuitability or unavailability with respect to this FFS and/or reliance thereon; or ii) from reproduction or use of the information/copyright/trademark contained in the FFS.

SC's approval or authorisation, or the registration, lodgement or submission of the Prospectus/ Information Memorandum does not amount to nor indicate that the SC has recommended or endorsed the Fund or the Fund Fact Sheet.