

FUND OBJECTIVE

The Maybank Global Sustainable Equity-I Fund - MYR Class ("MGSEIMYR" or "the Fund") is a Shariah-compliant equity fund that seeks to achieve income and capital growth by investing primarily in a portfolio of Shariah-compliant equities.

Note: There is no guarantee that the Fund's investment objective will be achieved and your capital may be at risk. Any material changes to the investment objective of the Fund would require Unit Holders' approval.



FUND INFORMATION

Fund Category

Shariah-Compliant Equity

Fund Type

Income and growth

Launch Date

25-Aug-20

Benchmark

The Dow Jones Islamic Market World Index

NAV Per Unit

RM 1.2056

Class Size

RM 81.07 million

Total Fund Size (all classes)

RM 351.79 million

Distribution Policy

Distribution, if any, will be at least on an annual basis and at the discretion of the Manager.

Initial Offer Price (IOP)

The initial offer price is no longer applicable as the price of Units for these Classes will be based on the NAV per Unit.

Sales Charge

Up to 5.00% of the NAV per Unit

Redemption Charge

Nil

Annual Management Fee

Up to 1.80% per annum of the NAV of each Class

Annual Trustee Fee

Up to 0.06% per annum of the NAV of the Fund (excluding foreign custodian fees and charges) accrued daily and paid monthly to the Trustee.

Min. Initial Investment

RM1,000* or such other amount as determined by the Manager from time to time.

Min. Additional Investment

RM100* or such other amount as determined by the Manager from time to time.

Cut-off time for injection / Withdrawal

4.00 p.m. on a Business Day as stated in Prospectus / Information Memorandum. Do note that times may differ from respective distributors.

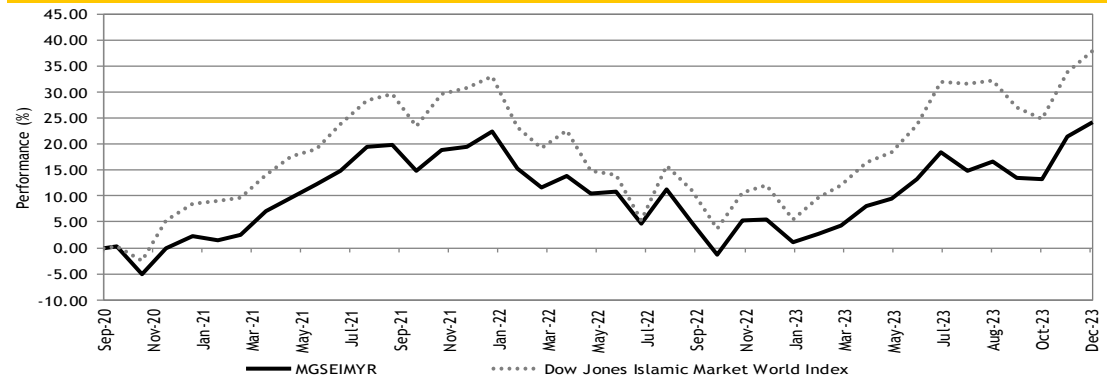
Period of payment after withdrawal

Within 7 business days

Financial Year End

30-Jun

Performance Record as at 31-Dec-23



** Performance record from 14 Sep 20 - 31 Dec 23, income reinvested, calculated in MYR
** Inclusive of distribution since inception (if any)
Source: Novagnt Analytics and Advisory Sdn. Bhd.

Performance (%) Return as at 31-Dec-23

Total Return	YTD	1 Mth	3 Mth	6 Mth	1 Yr	3 Yr	5 Yr	SI
Fund	22.98	2.33	9.61	4.84	22.98	21.38	-	24.29
Benchmark	30.86	3.13	8.68	4.57	30.86	27.18	-	38.05

	Annualised Return			Calendar Year Return				
	3 Yr	5 Yr	SI	2023	2022	2021	2020*	2019
Fund	6.67	-	6.82	22.98	-17.51	19.65	2.39	-
Benchmark	8.34	-	10.28	30.86	-20.68	22.53	8.54	-

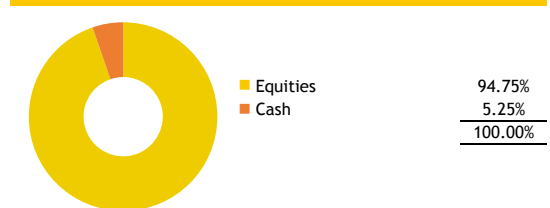
*since commencement till 31 Dec 2020
Source: Novagnt Analytics and Advisory Sdn. Bhd.

Income Distribution History

Date	Gross (sen)	Yield (%)	Total yield (%)
28/06/2021	3.45	3.09	3.09

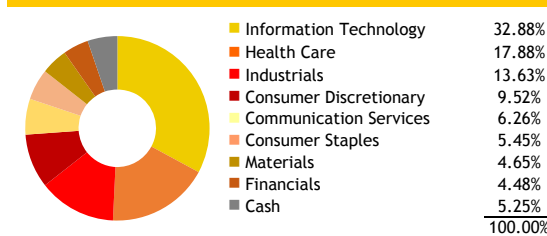
Source: Maybank Asset Management Sdn. Bhd.

Asset Allocation as at 31-Dec-23



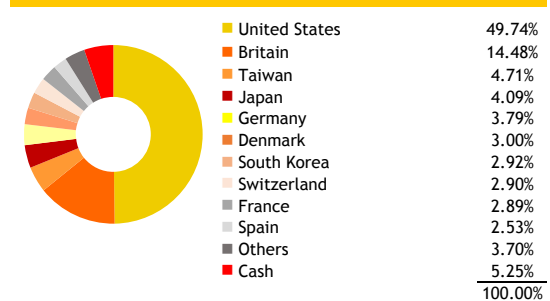
Source: Maybank Asset Management Sdn. Bhd.

Sector Allocation as at 31-Dec-23



Source: Maybank Asset Management Sdn. Bhd.

Country Allocation as at 31-Dec-23



Source: Maybank Asset Management Sdn. Bhd.

Top 10 Holdings as at 31-Dec-23

MICROSOFT CORP	6.69%
ALPHABET INC	3.76%
APPLE INC	3.73%
UNILEVER PLC	3.43%
GSK PLC	3.39%
VISA INC	3.30%
AMAZON.COM INC	3.28%
ELI LILLY AND CO	3.20%
RELX PLC	3.17%
MERCK & CO INC	3.05%

Source: Maybank Asset Management Sdn. Bhd.



The yield of the distributions are calculated based on the total dividend payout/ex-distribution NAV.

Based on the fund's portfolio returns as at 31 December 2023, the Volatility Factor (VF) for this fund is 12.71 and is classified as "High". (Source: Lipper). "High" includes funds with VF that are above 10.945 and less than or equal to 14.565 (source: Lipper). The VF means there is a possibility for the fund in generating an upside return or downside return around this VF. The Volatility Class (VC) is assigned by Lipper based on quintile ranks of VF for qualified funds. VF is subject to monthly revision and VC will be revised every six months. The fund's portfolio may have changed since this date and there is no guarantee that the fund will continue to have the same VF or VC in the future. Presently, only funds launched in the market for at least 36 months will display the VF and its VC.

The term "Maybank AM" used herein refers to Maybank Asset Management. This Fund Fact Sheet ("FFS") is for informational purpose only. You should seek your own financial advice from a licensed adviser before investing in this Fund. Maybank AM does not make any representations or warranties of any kind express or implied, about the completeness, accuracy, reliability, suitability or availability with respect to the information contained herein.

Investors are advised to read and understand the contents of the Prospectus dated 25 August 2020, the First Supplementary Prospectus dated 15 June 2021, the Second Supplementary Prospectus dated 01 March 2023 and the Fund's Product Highlights Sheets ("PHS") before investing. The Prospectus and PHS are available at our nearest representative offices and investors have the right to request for a copy of the Prospectus and PHS. The Prospectus has been registered with the Securities Commission Malaysia who takes no responsibility for its contents.

You should be aware that investments in unit trust funds carry risks. An outline of the risks are contained in the Prospectus. Unit prices and income distribution, if any, may rise or fall. Past performance of a fund is not an indicative of future performance. Please consider the fees and charges involved before investing. Units will be issued upon receipt of completed application form accompanying the Prospectus and subject to terms and conditions therein.

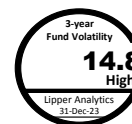
In no event shall Maybank AM be liable for any loss or damages howsoever arising whether in contract, tort, negligence, strict liability or any other basis, including without limitation, direct or indirect, special, incidental, consequential or punitive damages arising i) from incompleteness, inaccuracy, unreliability, unsuitability or unavailability with respect to this FFS and/or reliance thereon; or ii) from reproduction or use of the information/copyright/trademark contained in the FFS.

SC's approval or authorisation, or the registration, lodgement or submission of the Prospectus/ Information Memorandum does not amount to nor indicate that the SC has recommended or endorsed the Fund or the Fund Fact Sheet.

FUND OBJECTIVE

The Maybank Global Sustainable Equity-I Fund - MYR (Hedged) Class ("MGSEIMYRH" or "the Fund") is a Shariah-compliant equity fund that seeks to achieve income and capital growth by investing primarily in a portfolio of Shariah-compliant equities.

Note: There is no guarantee that the Fund's investment objective will be achieved and your capital may be at risk. Any material changes to the investment objective of the Fund would require Unit Holders' approval.



FUND INFORMATION

Fund Category

Shariah-Compliant Equity

Fund Type

Income and growth

Launch Date

25-Aug-20

Benchmark

The Dow Jones Islamic Market World Index

NAV Per Unit

RM 1.0572

Class Size

RM 257.05 million

Total Fund Size (all classes)

RM 351.79 million

Distribution Policy

Distribution, if any, will be at least on an annual basis and at the discretion of the Manager.

Initial Offer Price (IOP)

The initial offer price is no longer applicable as the price of Units for these Classes will be based on the NAV per Unit.

Sales Charge

Up to 5.00% of the NAV per Unit

Redemption Charge

Nil

Annual Management Fee

Up to 1.80% per annum of the NAV of each Class

Annual Trustee Fee

Up to 0.06% per annum of the NAV of the Fund (excluding foreign custodian fees and charges) accrued daily and paid monthly to the Trustee.

Min. Initial Investment

RM1,000* or such other amount as determined by the Manager from time to time.

Min. Additional Investment

RM100* or such other amount as determined by the Manager from time to time.

Cut-off time for injection / Withdrawal

4.00 p.m. on a Business Day as stated in Prospectus / Information Memorandum. Do note that times may differ from respective distributors.

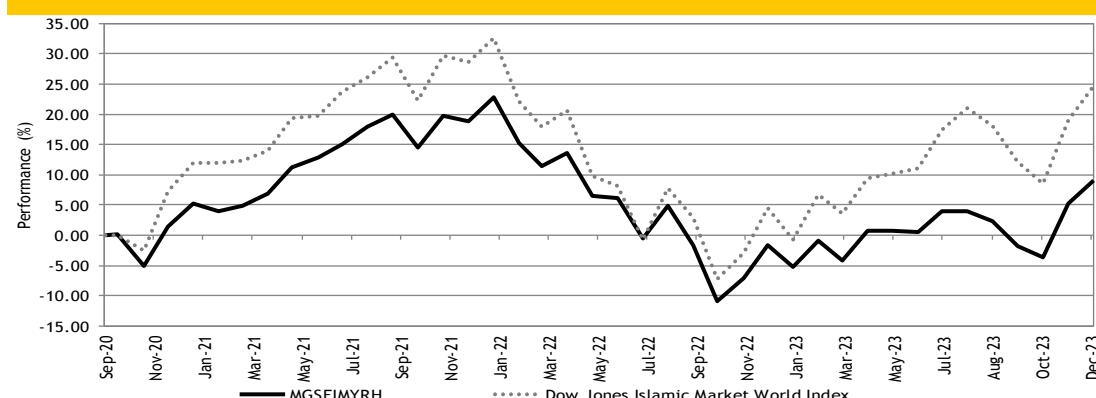
Period of payment after withdrawal

Within 7 business days

Financial Year End

30-Jun

Performance Record as at 31-Dec-23



** Performance record from 14 Sep 20 - 31 Dec 23, income reinvested, calculated in MYR

** Inclusive of distribution since inception (if any)

Source: Novagmi Analytics and Advisory Sdn. Bhd.

Performance (%) Return as at 31-Dec-23

Total Return	YTD	1 Mth	3 Mth	6 Mth	1 Yr	3 Yr	5 Yr	SI
Fund	14.94	3.56	11.10	4.78	14.94	3.57	-	8.98
Benchmark	25.57	4.77	11.16	6.28	25.57	11.40	-	24.68

	Annualised Return			Calendar Year Return				
	3 Yr	5 Yr	SI	2023	2022	2021	2020*	2019
Fund	1.18	-	2.64	14.94	-22.79	16.71	5.22	-
Benchmark	3.66	-	6.92	25.57	-25.13	18.49	11.92	-

*since commencement till 31 Dec 2020

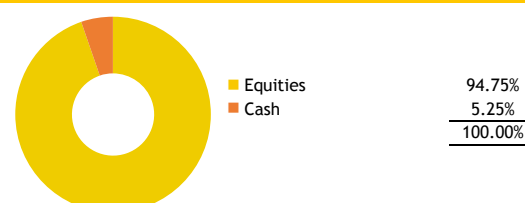
Source: Novagmi Analytics and Advisory Sdn. Bhd.

Income Distribution History

Date	Gross (sen)	Yield (%)	Total yield (%)
28/06/2021	3.45	3.08	3.08

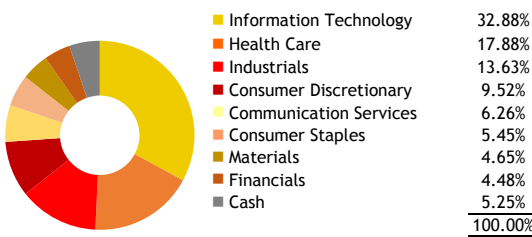
Source: Maybank Asset Management Sdn. Bhd.

Asset Allocation as at 31-Dec-23



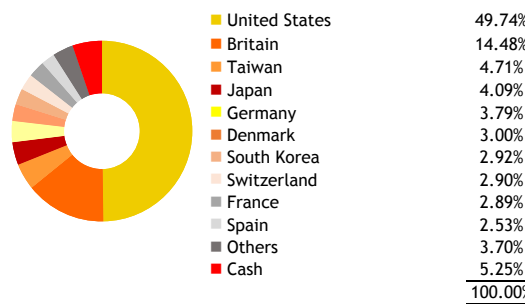
Source: Maybank Asset Management Sdn. Bhd.

Sector Allocation as at 31-Dec-23



Source: Maybank Asset Management Sdn. Bhd.

Country Allocation as at 31-Dec-23



Source: Maybank Asset Management Sdn. Bhd.

Top 10 Holdings as at 31-Dec-23

MICROSOFT CORP	6.69%
ALPHABET INC	3.76%
APPLE INC	3.73%
UNILEVER PLC	3.43%
GSK PLC	3.39%
VISA INC	3.30%
AMAZON.COM INC	3.28%
ELI LILLY AND CO	3.20%
RELX PLC	3.17%
MERCK & CO INC	3.05%

Source: Maybank Asset Management Sdn. Bhd.



The yield of the distributions are calculated based on the total dividend payout/ex-distribution NAV.

Based on the fund's portfolio returns as at 31 December 2023, the Volatility Factor (VF) for this fund is 14.77 and is classified as "Very High". (Source: Lipper). "Very High" includes funds with VF that are above 14.565 (source: Lipper). The VF means there is a possibility for the fund in generating an upside return or downside return around this VF. The Volatility Class (VC) is assigned by Lipper based on quintile ranks of VF for qualified funds. VF is subject to monthly revision and VC will be revised every six months. The fund's portfolio may have changed since this date and there is no guarantee that the fund will continue to have the same VF or VC in the future. Presently, only funds launched in the market for at least 36 months will display the VF and its VC.

The term "Maybank AM" used herein refers to Maybank Asset Management. This Fund Fact Sheet ("FFS") is for informational purpose only. You should seek your own financial advice from a licensed adviser before investing in this Fund. Maybank AM does not make any representations or warranties of any kind express or implied, about the completeness, accuracy, reliability, suitability or availability with respect to the information contained herein.

Investors are advised to read and understand the contents of the Prospectus dated 25 August 2020, the First Supplementary Prospectus dated 15 June 2021, the Second Supplementary Prospectus dated 01 March 2023 and the Fund's Product Highlights Sheets ("PHS") before investing. The Prospectus and PHS are available at our nearest representative offices and investors have the right to request for a copy of the Prospectus and PHS. The Prospectus has been registered with the Securities Commission Malaysia who takes no responsibility for its contents.

You should be aware that investments in unit trust funds carry risks. An outline of the risks are contained in the Prospectus. Unit prices and income distribution, if any, may rise or fall. Past performance of a fund is not an indicative of future performance. Please consider the fees and charges involved before investing. Units will be issued upon receipt of completed application form accompanying the Prospectus and subject to terms and conditions therein.

In no event shall Maybank AM be liable for any loss or damages howsoever arising whether in contract, tort, negligence, strict liability or any other basis, including without limitation, direct or indirect, special, incidental, consequential or punitive damages arising i) from incompleteness, inaccuracy, unreliability, unsuitability or unavailability with respect to this FFS and/or reliance thereon; or ii) from reproduction or use of the information/copyright/trademark contained in the FFS.

SC's approval or authorisation, or the registration, lodgement or submission of the Prospectus/ Information Memorandum does not amount to nor indicate that the SC has recommended or endorsed the Fund or the Fund Fact Sheet.

FUND OBJECTIVE

The Maybank Global Sustainable Equity-I Fund - MYR Hedged Institutional Class ("MGSEIMYRHI" or "the Fund") is a Shariah-compliant equity fund that seeks to achieve income and capital growth by investing primarily in a portfolio of Shariah-compliant equities.

Note: There is no guarantee that the Fund's investment objective will be achieved and your capital may be at risk. Any material changes to the investment objective of the Fund would require Unit Holders' approval.

FUND INFORMATION

Fund Category

Shariah-Compliant Equity

Fund Type

Income and growth

Launch Date

15-Jun-21

Benchmark

The Dow Jones Islamic Market World Index

NAV Per Unit

MYR 40.0231

Class Size

MYR 0.04 million

Total Fund Size (all classes)

RM 351.79 million

Distribution Policy

Distribution, if any, will be at least on an annual basis and at the discretion of the Manager.

Initial Offer Price (IOP)

RM1.0000

Sales Charge

Nil

Redemption Charge

Nil

Annual Management Fee

Up to 0.50% per annum of the NAV of the Class

Annual Trustee Fee

Up to 0.06% per annum of the NAV of the Fund (excluding foreign custodian fees and charges) accrued daily and paid monthly to the Trustee.

Min. Initial Investment

MYR1,000,000* or such other amount as determined by the Manager from time to time.

Min. Additional Investment

MYR10,000* or such other amount as determined by the Manager from time to time.

Cut-off time for injection / Withdrawal

4.00 p.m. on a Business Day as stated in Prospectus / Information Memorandum. Do note that times may differ from respective distributors.

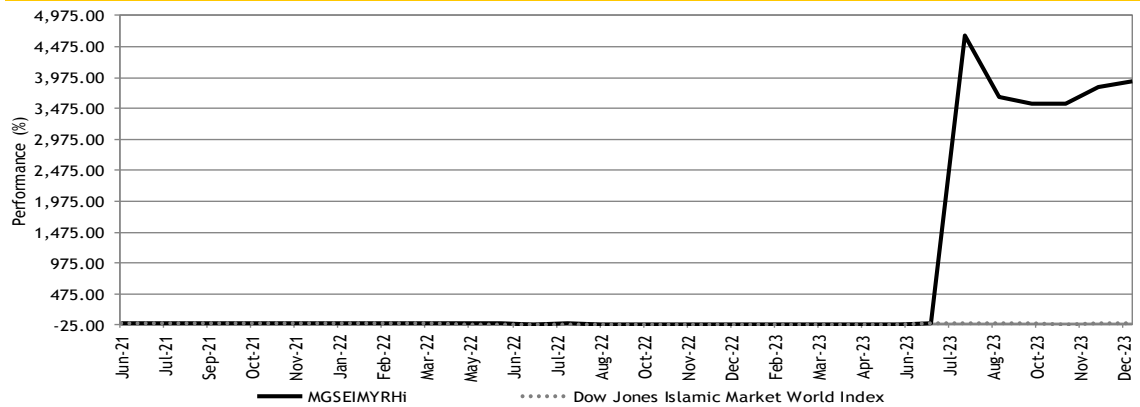
Period of payment after withdrawal

Within 7 business days

Financial Year End

30-Jun

Performance Record as at 31-Dec-23



** Performance record from 16 Jun 21 - 31 Dec 23, income reinvested, calculated in MYR
** Inclusive of distribution since inception (if any)
Source: Novagni Analytics and Advisory Sdn. Bhd.

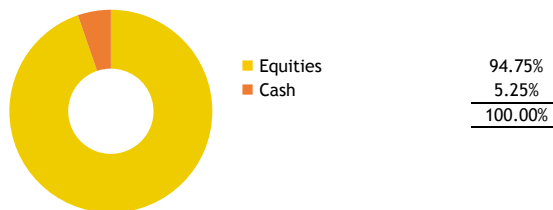
Performance (%) Return as at 31-Dec-23

Total Return	YTD	1 Mth	3 Mth	6 Mth	1 Yr	3 Yr	5 Yr	SI
Fund	4619.15	2.44	9.98	4172.32	4619.15	-	-	3920.00
Benchmark	25.57	4.77	11.16	6.28	25.57	-	-	2.71

	Annualised Return			Calendar Year Return				
	3 Yr	5 Yr	SI	2023	2022	2021*	2020	2019
Fund	-	-	327.54	4619.15	-21.59	8.64	-	-
Benchmark	-	-	1.06	25.57	-25.13	9.24	-	-

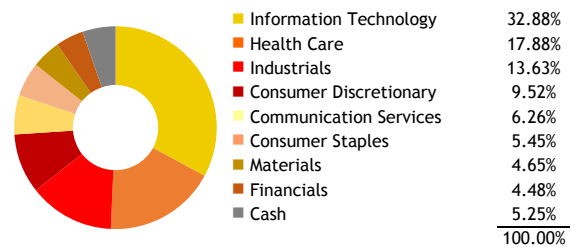
*since commencement till 31 Dec 2021
Source: Novagni Analytics and Advisory Sdn. Bhd.

Asset Allocation as at 31-Dec-23



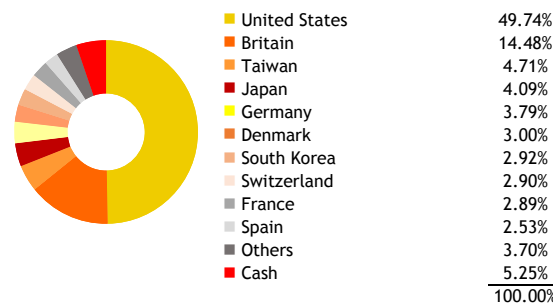
Source: Maybank Asset Management Sdn. Bhd.

Sector Allocation as at 31-Dec-23



Source: Maybank Asset Management Sdn. Bhd.

Country Allocation as at 31-Dec-23



Source: Maybank Asset Management Sdn. Bhd.

Top 10 Holdings as at 31-Dec-23

MICROSOFT CORP	6.69%
ALPHABET INC	3.76%
APPLE INC	3.73%
UNILEVER PLC	3.43%
GSK PLC	3.39%
VISA INC	3.30%
AMAZON.COM INC	3.28%
ELI LILLY AND CO	3.20%
RELX PLC	3.17%
MERCK & CO INC	3.05%

Source: Maybank Asset Management Sdn. Bhd.

The yield of the distributions are calculated based on the total dividend payout/ex-distribution NAV.

The term "Maybank AM" used herein refers to Maybank Asset Management. This Fund Fact Sheet ("FFS") is for informational purpose only. You should seek your own financial advice from a licensed adviser before investing in this Fund. Maybank AM does not make any representations or warranties of any kind express or implied, about the completeness, accuracy, reliability, suitability or availability with respect to the information contained herein.

Investors are advised to read and understand the contents of the Prospectus dated 25 August 2020, the First Supplementary Prospectus dated 15 June 2021, the Second Supplementary Prospectus dated 01 March 2023 and the Fund's Product Highlights Sheets ("PHS") before investing. The Prospectus and PHS are available at our nearest representative offices and investors have the right to request for a copy of the Prospectus and PHS. The Prospectus has been registered with the Securities Commission Malaysia who takes no responsibility for its contents.

You should be aware that investments in unit trust funds carry risks. An outline of the risks are contained in the Prospectus. Unit prices and income distribution, if any, may rise or fall. Past performance of a fund is not an indicative of future performance. Please consider the fees and charges involved before investing. Units will be issued upon receipt of completed application form accompanying the Prospectus and subject to terms and conditions therein.

In no event shall Maybank AM be liable for any loss or damages howsoever arising whether in contract, tort, negligence, strict liability or any other basis, including without limitation, direct or indirect, special, incidental, consequential or punitive damages arising i) from incompleteness, inaccuracy, unreliability, unsuitability or unavailability with respect to this FFS and/or reliance thereon; or ii) from reproduction or use of the information/copyright/trademark contained in the FFS.

SC's approval or authorisation, or the registration, lodgement or submission of the Prospectus/ Information Memorandum does not amount to nor indicate that the SC has recommended or endorsed the Fund or the Fund Fact Sheet.

FUND OBJECTIVE

The Maybank Global Sustainable Equity-I Fund - USD Class ("MGSEIUSD" or "the Fund") is a Shariah-compliant equity fund that seeks to achieve income and capital growth by investing primarily in a portfolio of Shariah-compliant equities.

Note: There is no guarantee that the Fund's investment objective will be achieved and your capital may be at risk. Any material changes to the investment objective of the Fund would require Unit Holders' approval.



FUND INFORMATION

Fund Category

Shariah-Compliant Equity

Fund Type

Income and growth

Launch Date

25-Aug-20

Benchmark

The Dow Jones Islamic Market World Index

NAV Per Unit

USD 1.0871

Class Size

USD 2.97 million

Total Fund Size (all classes)

RM 351.79 million

Distribution Policy

Distribution, if any, will be at least on an annual basis and at the discretion of the Manager.

Initial Offer Price (IOP)

The initial offer price is no longer applicable as the price of Units for these Classes will be based on the NAV per Unit.

Sales Charge

Up to 5.00% of the NAV per Unit

Redemption Charge

Nil

Annual Management Fee

Up to 1.80% per annum of the NAV of each Class

Annual Trustee Fee

Up to 0.06% per annum of the NAV of the Fund (excluding foreign custodian fees and charges) accrued daily and paid monthly to the Trustee.

Min. Initial Investment

USD1,000* or such other amount as determined by the Manager from time to time.

Min. Additional Investment

USD100* or such other amount as determined by the Manager from time to time.

Cut-off time for injection /

Withdrawal

4.00 p.m. on a Business Day as stated in Prospectus / Information Memorandum.

Do note that times may differ from respective distributors.

Period of payment after

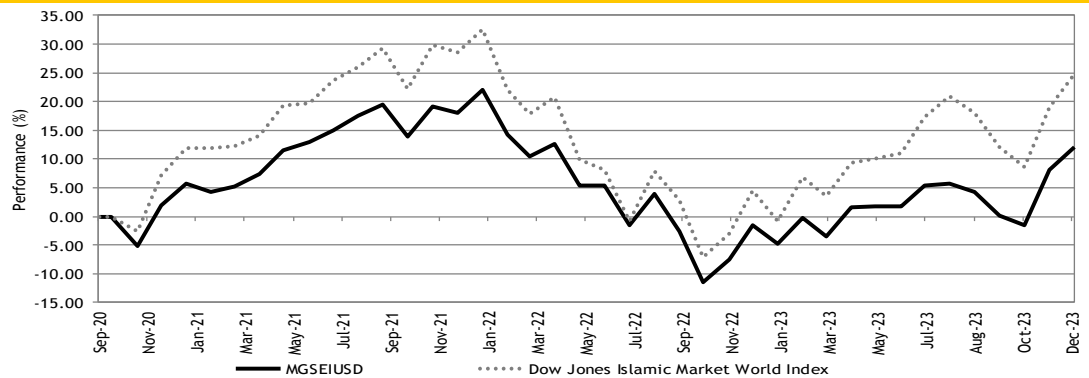
withdrawal

Within 7 business days

Financial Year End

30-Jun

Performance Record as at 31-Dec-23



** Performance record from 14 Sep 20 - 31 Dec 23, income reinvested, calculated in USD

** Inclusive of distribution since inception (if any)

Source: Novagmi Analytics and Advisory Sdn. Bhd.

Performance (%) Return as at 31-Dec-23

Total Return	YTD	1 Mth	3 Mth	6 Mth	1 Yr	3 Yr	5 Yr	SI
Fund	17.70	3.76	11.93	6.41	17.70	5.93	-	12.06
Benchmark	25.57	4.77	11.16	6.28	25.57	11.40	-	24.68

	Annualised Return			Calendar Year Return				
	3 Yr	5 Yr	SI	2023	2022	2021	2020*	2019
Fund	1.94	-	3.52	17.70	-22.02	15.41	5.79	-
Benchmark	3.66	-	6.92	25.57	-25.13	18.49	11.92	-

*since commencement till 31 Dec 2020

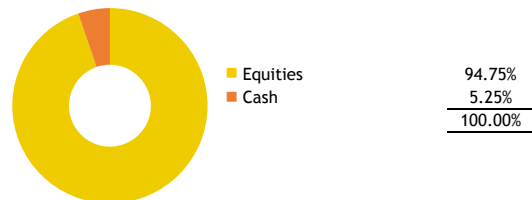
Source: Novagmi Analytics and Advisory Sdn. Bhd.

Income Distribution History

Date	Gross (sen)	Yield (%)	Total yield (%)
28/06/2021	3.45	3.08	3.08

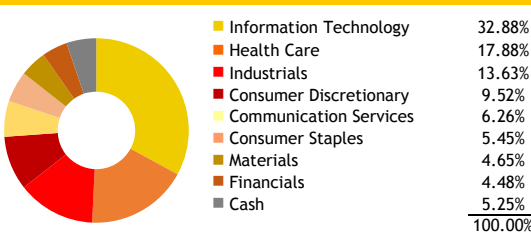
Source: Maybank Asset Management Sdn. Bhd.

Asset Allocation as at 31-Dec-23



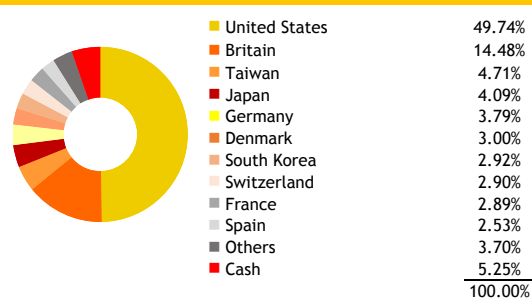
Source: Maybank Asset Management Sdn. Bhd.

Sector Allocation as at 31-Dec-23



Source: Maybank Asset Management Sdn. Bhd.

Country Allocation as at 31-Dec-23



Source: Maybank Asset Management Sdn. Bhd.

Top 10 Holdings as at 31-Dec-23

MICROSOFT CORP	6.69%
ALPHABET INC	3.76%
APPLE INC	3.73%
UNILEVER PLC	3.43%
GSK PLC	3.39%
VISA INC	3.30%
AMAZON.COM INC	3.28%
ELI LILLY AND CO	3.20%
RELX PLC	3.17%
MERCK & CO INC	3.05%

Source: Maybank Asset Management Sdn. Bhd.



The yield of the distributions are calculated based on the total dividend payout/ex-distribution NAV.

Based on the fund's portfolio returns as at 31 December 2023, the Volatility Factor (VF) for this fund is 12.69 and is classified as "High". (Source: Lipper). "High" includes funds with VF that are above 10.945 and less than or equal to 14.565 (source: Lipper). The VF means there is a possibility for the fund in generating an upside return or downside return around this VF. The Volatility Class (VC) is assigned by Lipper based on quintile ranks of VF for qualified funds. VF is subject to monthly revision and VC will be revised every six months. The fund's portfolio may have changed since this date and there is no guarantee that the fund will continue to have the same VF or VC in the future. Presently, only funds launched in the market for at least 36 months will display the VF and its VC.

The term "Maybank AM" used herein refers to Maybank Asset Management. This Fund Fact Sheet ("FFS") is for informational purpose only. You should seek your own financial advice from a licensed adviser before investing in this Fund. Maybank AM does not make any representations or warranties of any kind express or implied, about the completeness, accuracy, reliability, suitability or availability with respect to the information contained herein.

Investors are advised to read and understand the contents of the Prospectus dated 25 August 2020, the First Supplementary Prospectus dated 15 June 2021, the Second Supplementary Prospectus dated 01 March 2023 and the Fund's Product Highlights Sheets ("PHS") before investing. The Prospectus and PHS are available at our nearest representative offices and investors have the right to request for a copy of the Prospectus and PHS. The Prospectus has been registered with the Securities Commission Malaysia who takes no responsibility for its contents.

You should be aware that investments in unit trust funds carry risks. An outline of the risks are contained in the Prospectus. Unit prices and income distribution, if any, may rise or fall. Past performance of a fund is not an indicative of future performance. Please consider the fees and charges involved before investing. Units will be issued upon receipt of completed application form accompanying the Prospectus and subject to terms and conditions therein.

In no event shall Maybank AM be liable for any loss or damages howsoever arising whether in contract, tort, negligence, strict liability or any other basis, including without limitation, direct or indirect, special, incidental, consequential or punitive damages arising i) from incompleteness, inaccuracy, unreliability, unsuitability or unavailability with respect to this FFS and/or reliance thereon; or ii) from reproduction or use of the information/copyright/trademark contained in the FFS.

SC's approval or authorisation, or the registration, lodgement or submission of the Prospectus/ Information Memorandum does not amount to nor indicate that the SC has recommended or endorsed the Fund or the Fund Fact Sheet.