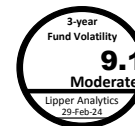


**FUND OBJECTIVE**

The Maybank Malaysia Growth Fund ("MMGF" or "the Fund") is an equity fund that aims to achieve a steady Long Term income and capital growth through a diversified portfolio of larger capitalisation equity investments.

Any material change to the investment objective of the Fund would require Unit Holders' approval.



**FUND INFORMATION**

**Fund Category**

Equity

**Fund Type**

Growth

**Launch Date**

26-Mar-92

**Benchmark**

90% FBM KLCI + 10% Maybank 1-month fixed deposit rate

**NAV Per Unit**

RM 0.8944

**Fund Size**

RM 40.13 million

**Distribution Policy**

Income distribution (if any) is declared at the end of the financial year of the Fund or for any specified period at the Manager's discretion, subject to Trustee's approval. Distribution will be made from realised income and realised gains of the Fund.

**Initial Offer Price (IOP)**

RM1.0000

**Sales Charge**

Up to 6.50% of the NAV per Unit of the Fund

**Redemption Charge**

Nil

**Annual Management Fee**

Up to 1.50% of the NAV, calculated and accrued on a daily basis

**Annual Trustee Fee**

First RM20 mil - 0.06% of NAV  
 Next RM20 mil - 0.05% of NAV  
 Next RM20 mil - 0.04% of NAV  
 Next RM20 mil - 0.03% of NAV  
 Next RM20 mil - 0.02% of NAV  
 Excess RM100 mil - 0.01% of NAV

**Min. Initial Investment**

RM1,000

**Min. Additional Investment**

RM100

**Cut-off time for injection / Withdrawal**

4.00 p.m. on a Business Day as stated in Prospectus / Information Memorandum. Do note that times may differ from respective distributors.

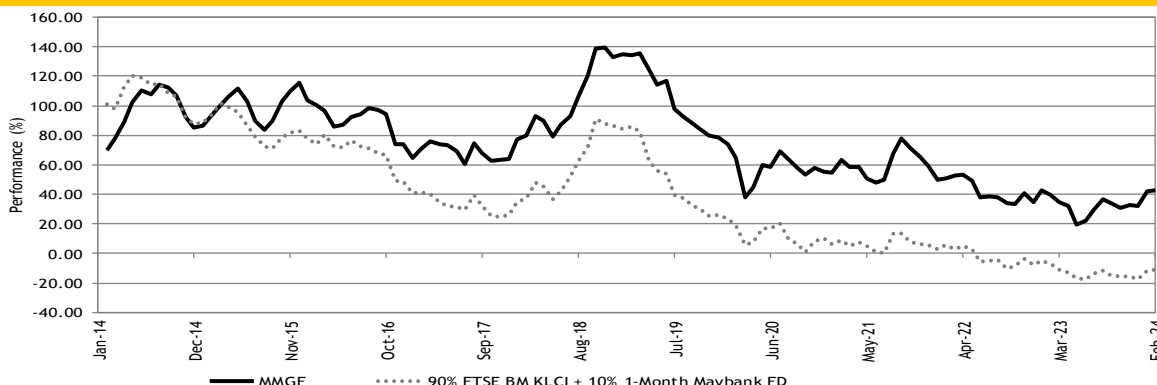
**Period of payment after withdrawal**

Within 7 business days

**Financial Year End**

30-Jun

**Performance Record as at 29-Feb-24**



\*\* Performance record from 28 Feb 14 - 29 Feb 24, income reinvested, calculated in MYR  
 \* Inclusive of distribution since inception (if any)  
 Source: Novagmi Analytics and Advisory Sdn. Bhd.

**Performance (%) Return as at 29-Feb-24**

Total Return	YTD	1 Mth	3 Mth	6 Mth	1 Yr	3 Yr	5 Yr	10 Yr
Fund	9.13	2.60	11.12	12.31	16.79	12.21	25.44	42.59
Benchmark	6.02	2.31	6.17	6.29	6.30	-0.77	-6.98	-11.35

	Annualised Return			Calendar Year Return				
	3 Yr	5 Yr	10 Yr	2023	2022	2021	2020	2019
Fund	3.91	4.64	3.61	7.98	-4.11	3.41	8.64	0.64
Benchmark	-0.26	-1.44	-1.20	-2.19	-3.90	-3.11	2.54	-5.13


Source: Novagmi Analytics and Advisory Sdn. Bhd.

**Income Distribution History**

Date	Gross (sen)	Yield (%)	Total yield (%)
29/06/2017	5.58	6.88	6.88
30/06/2015	3.00	4.41	4.41
30/06/2014	7.00	9.11	9.11
01/07/2013	6.00	8.01	8.01
02/07/2012	8.00	11.42	11.42

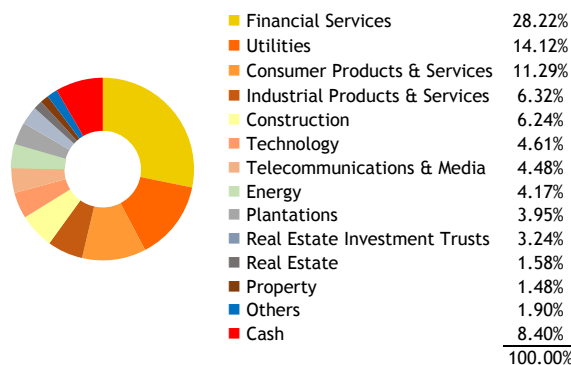
Source: Maybank Asset Management Sdn. Bhd.

**Asset Allocation as at 29-Feb-24**



Source: Maybank Asset Management Sdn. Bhd.

**Sector Allocation as at 29-Feb-24**



Source: Maybank Asset Management Sdn. Bhd.

**Top 10 Holdings as at 29-Feb-24**

CIMB GROUP HOLDINGS BHD	7.82%
MALAYAN BANKING BHD	7.11%
TENAGA NASIONAL BHD	6.76%
GENTING MALAYSIA BHD	5.98%
PUBLIC BANK BHD	4.81%
RHB BANK BHD	4.47%
MSM MALAYSIA HOLDINGS BHD	2.98%
HONG LEONG BANK BHD	2.87%
GAMUDA BHD	2.58%
TIME DOTCOM BHD	2.46%

Source: Maybank Asset Management Sdn. Bhd.

The yield of the distributions are calculated based on the total dividend payout/ex-distribution NAV.

Based on the fund's portfolio returns as at 29 February 2024, the Volatility Factor (VF) for this fund is 9.12 and is classified as "Moderate". (Source: Lipper). "Moderate" includes funds with VF that are above 8.385 and less than or equal to 10.995 (source: Lipper). The VF means there is a possibility for the fund in generating an upside return or downside return around this VF. The Volatility Class (VC) is assigned by Lipper based on quintile ranks of VF for qualified funds. VF is subject to monthly revision and VC will be revised every six months. The fund's portfolio may have changed since this date and there is no guarantee that the fund will continue to have the same VF or VC in the future. Presently, only funds launched in the market for at least 36 months will display the VF and its VC.

The term "Maybank AM" used herein refers to Maybank Asset Management. This Fund Fact Sheet ("FFS") is for informational purpose only. You should seek your own financial advice from a licensed adviser before investing in this Fund. Maybank AM does not make any representations or warranties of any kind express or implied, about the completeness, accuracy, reliability, suitability or availability with respect to the information contained herein.

Investors are advised to read and understand the contents of Replacement Master Prospectus dated 17 January 2020, the First Supplementary Master Prospectus dated 22 February 2021, the Second Supplementary Master Prospectus dated 8 May 2023 and the Fund's Product Highlights Sheets ("PHS") before investing. This Master Prospectus supercedes the Master Prospectus dated 1 November 2018 as amended by the First Supplementary Master Prospectus dated 1 March 2019, the Second Supplementary Master Prospectus dated 15 August 2019. The Prospectus and PHS are available at our nearest representative offices and investors have the right to request for a copy of the Prospectus and PHS. The Prospectus has been registered with the Securities Commission Malaysia who takes no responsibility for its contents.

You should be aware that investments in unit trust funds carry risks. An outline of the risks are contained in the Prospectus. Unit prices and income distribution, if any, may rise or fall. Past performance of a fund is not an indicative of future performance. Please consider the fees and charges involved before investing. Units will be issued upon receipt of completed application form accompanying the Prospectus and subject to terms and conditions therein.

In no event shall Maybank AM be liable for any loss or damages howsoever arising whether in contract, tort, negligence, strict liability or any other basis, including without limitation, direct or indirect, special, incidental, consequential or punitive damages arising i) from incompleteness, inaccuracy, unreliability, unsuitability or unavailability with respect to this FFS and/or reliance thereon; or ii) from reproduction or use of the information/copyright/trademark contained in the FFS.

SC's approval or authorisation, or the registration, lodgement or submission of the Prospectus/ Information Memorandum does not amount to nor indicate that the SC has recommended or endorsed the Fund or the Fund Fact Sheet.