

FUND OBJECTIVE

The MAMG China Evolution Equity Fund - MYR Class ("MACEEFMYR" or "the Fund") is a feeder fund (wholesale) that aims to maximise investment returns by investing in the T. Rowe Price Funds SICAV - China Evolution Equity Fund ("Target Fund").

FUND INFORMATION

Fund Category

Feeder Fund (wholesale)

Fund Type
Growth

Launch Date
3-Jan-22

Benchmark
MSCI China All Shares Index Net

NAV Per Unit
RM 0.4157

Class Size
RM 36.38 million

Feeder Fund (Total Size)
RM 93.64 million

Target Fund Size
USD 247.36 million

Distribution Policy

Distribution, if any, shall be incidental and at the discretion of the Manager. Distribution, will be made from realised income and/or realised gains of the Fund.

Initial Offer Price (IOP)

RM0.5000

Sales Charge

Up to 5.00% of the NAV per Unit

Redemption Charge

Nil

Annual Management Fee

Up to 2.00% per annum of the NAV of each Class, calculated and accrued daily in the Base Currency, and payable monthly to the Manager.

Annual Trustee Fee

Up to 0.04% per annum of the NAV of the Fund (excluding foreign custodian fees and charges), calculated and accrued daily and payable monthly to the Trustee.

Min. Initial Investment

RM1,000 or such other lower amount or number of units (as the case may be) as may be decided by the Manager from time to time.

Min. Additional Investment

RM100 or such other lower amount or number of units (as the case may be) as may be decided by the Manager from time to time.

Cut-off time for injection / Withdrawal

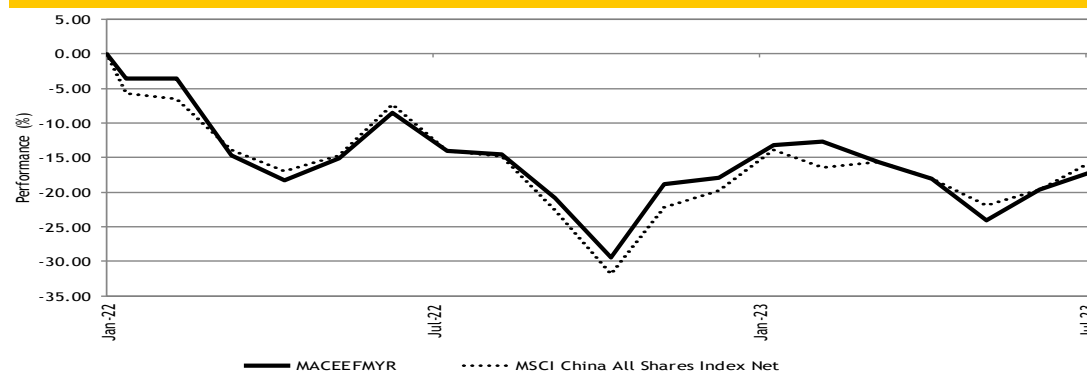
4.00 p.m. on a Business Day as stated in Prospectus / Information Memorandum. Do note that times may differ from respective distributors.

Period of payment after withdrawal

Within 14 business days

Financial Year End
31-Dec

Performance Record as at 31-Jul-23



** Performance record from 20 Jan 22 - 31 Jul 23, income reinvested, calculated in MYR

** Inclusive of distribution since inception (if any)

Source: Novagmi Analytics and Advisory Sdn. Bhd.

Performance (%) Return as at 31-Jul-23

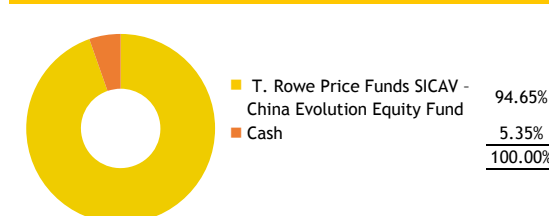
Total Return	YTD	1 Mth	3 Mth	6 Mth	1 Yr	3 Yr	5 Yr	SI
Fund	1.09	3.41	1.32	-4.35	-3.44	-	-	-16.96
Benchmark	5.55	5.30	3.25	-1.78	-1.60	-	-	-15.37

	Annualised Return			Calendar Year Return				
	3 Yr	5 Yr	SI	2022*	2021	2020	2019	2018
Fund	-	-	-11.47	-17.86	-	-	-	-
Benchmark	-	-	-10.36	-19.81	-	-	-	-

*since commencement till 31 Dec 2022

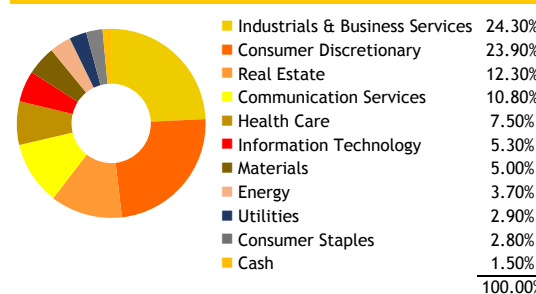
Source: Novagmi Analytics and Advisory Sdn. Bhd.

Asset Allocation (Feeder Fund) as at 31-Jul-23



Source: Maybank Asset Management Sdn. Bhd.

Sector Allocation (Target Fund) as at 31-Jul-23



Source: T. Rowe Price Funds SICAV - China Evolution Equity Fund

Top 10 Holdings (Target Fund) as at 31-Jul-23

KANZHUN	7.70%
CHINA RESOURCES MIXC LIFESTYLE SERVICES	4.90%
YANGZIJIANG SHIPBUILDING	4.60%
H WORLD	4.00%
JASON FURNITURE HANGZHOU	3.30%
FOCUS MEDIA INFORMATION TECHNOLOGY	3.10%
NARI TECHNOLOGY	3.10%
SHANDONG WEIGAO GROUP MEDICAL POLYMER	3.00%
WAROM TECHNOLOGY	2.90%
CHINA RESOURCES GAS GROUP	2.90%

Source: T. Rowe Price Funds SICAV - China Evolution Equity Fund



The yield of the distributions are calculated based on the total dividend payout/ex-distribution NAV.

The term "Maybank AM" used herein refers to Maybank Asset Management. This Fund Fact Sheet ("FFS") is for informational purpose only. You should seek your own financial advice from a licensed adviser before investing in this Fund. Maybank AM does not make any representations or warranties of any kind express or implied, about the completeness, accuracy, reliability, suitability or availability with respect to the information contained herein.

Investors are advised to read and understand the contents of the Information Memorandum dated 03 January 2022 and the Fund's Product Highlights Sheets ("PHS") before investing. The Information Memorandum and PHS are available at our nearest representative offices and investors have the right to request for a copy of the Information Memorandum and PHS. The Information Memorandum has been lodged with the Securities Commission Malaysia who takes no responsibility for its contents.

You should be aware that investments in wholesale funds carry risks. An outline of the risks are contained in the Information Memorandum. Unit prices and income distribution, if any, may rise or fall. Past performance of a fund is not an indicative of future performance. Please consider the fees and charges involved before investing. Units will be issued upon receipt of completed application form accompanying the Information Memorandum and subject to terms and conditions therein.

In no event shall Maybank AM be liable for any loss or damages howsoever arising whether in contract, tort, negligence, strict liability or any other basis, including without limitation, direct or indirect, special, incidental, consequential or punitive damages arising i) from incompleteness, inaccuracy, unreliability, unsuitability or unavailability with respect to this FFS and/or reliance thereon; or ii) from reproduction or use of the information/copyright/trademark contained in the FFS.

SC's approval or authorisation, or the registration, lodgement or submission of the Prospectus/ Information Memorandum does not amount to nor indicate that the SC has recommended or endorsed the Fund or the Fund Fact Sheet.

FUND OBJECTIVE

The MAMG China Evolution Equity Fund - MYR (Hedged) Class ("MACEEFMYRH" or "the Fund") is a feeder fund (wholesale) that aims to maximise investment returns by investing in the T. Rowe Price Funds SICAV - China Evolution Equity Fund ("Target Fund").

FUND INFORMATION

Fund Category

Feeder Fund (wholesale)

Fund Type

Growth

Launch Date

3-Jan-22

Benchmark

MSCI China All Shares Index Net

NAV Per Unit

RM 0.3819

Class Size

RM 43.96 million

Feeder Fund (Total Size)

RM 93.64 million

Target Fund Size

USD 247.36 million

Distribution Policy

Distribution, if any, shall be incidental and at the discretion of the Manager. Distribution, will be made from realised income and/or realised gains of the Fund.

Initial Offer Price (IOP)

RM0.5000

Sales Charge

Up to 5.00% of the NAV per Unit

Redemption Charge

Nil

Annual Management Fee

Up to 2.00% per annum of the NAV of each Class, calculated and accrued daily in the Base Currency, and payable monthly to the Manager.

Annual Trustee Fee

Up to 0.04% per annum of the NAV of the Fund (excluding foreign custodian fees and charges), calculated and accrued daily and payable monthly to the Trustee.

Min. Initial Investment

RM1,000 or such other lower amount or number of units (as the case may be) as may be decided by the Manager from time to time.

Min. Additional Investment

RM100 or such other lower amount or number of units (as the case may be) as may be decided by the Manager from time to time.

Cut-off time for injection / Withdrawal

4.00 p.m. on a Business Day as stated in Prospectus / Information Memorandum. Do note that times may differ from respective distributors.

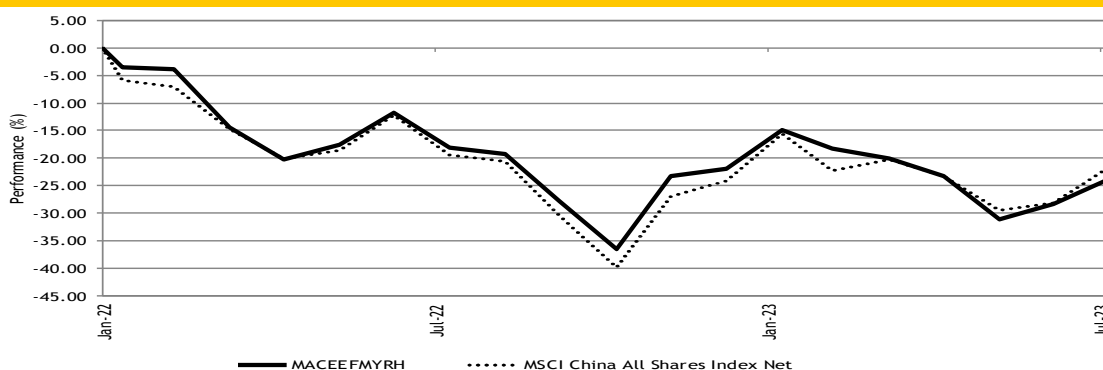
Period of payment after withdrawal

Within 14 business days

Financial Year End

31-Dec

Performance Record as at 31-Jul-23



** Performance record from 20 Jan 22 - 31 Jul 23, income reinvested, calculated in MYR
** Inclusive of distribution since inception (if any)
Source: Novagni Analytics and Advisory Sdn. Bhd.

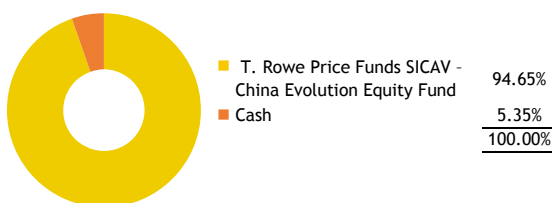
Performance (%) Return as at 31-Jul-23

Total Return	YTD	1 Mth	3 Mth	6 Mth	1 Yr	3 Yr	5 Yr	SI
Fund	-2.30	6.38	-0.52	-10.27	-6.88	-	-	-23.71
Benchmark	3.15	8.99	2.19	-7.12	-2.84	-	-	-21.67

	Annualised Return			Calendar Year Return				
	3 Yr	5 Yr	SI	2022*	2021	2020	2019	2018
Fund	-	-	-16.25	-21.91	-	-	-	-
Benchmark	-	-	-14.79	-24.06	-	-	-	-

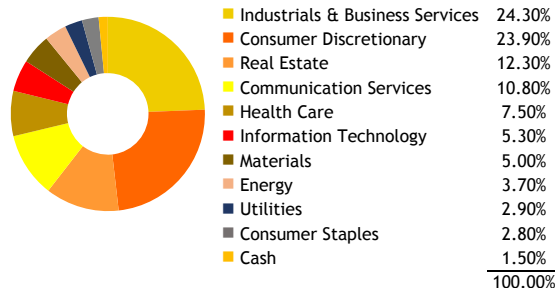
*since commencement till 31 Dec 2022
Source: Novagni Analytics and Advisory Sdn. Bhd.

Asset Allocation (Feeder Fund) as at 31-Jul-23



Source: Maybank Asset Management Sdn. Bhd.

Sector Allocation (Target Fund) as at 31-Jul-23



Source: T. Rowe Price Funds SICAV - China Evolution Equity Fund

Top 10 Holdings (Target Fund) as at 31-Jul-23

KANZHUN	7.70%
CHINA RESOURCES MIXC LIFESTYLE SERVICES	4.90%
YANGZIJIANG SHIPBUILDING	4.60%
H WORLD	4.00%
JASON FURNITURE HANGZHOU	3.30%
FOCUS MEDIA INFORMATION TECHNOLOGY	3.10%
NARI TECHNOLOGY	3.10%
SHANDONG WEIGAO GROUP MEDICAL POLYMER	3.00%
WAROM TECHNOLOGY	2.90%
CHINA RESOURCES GAS GROUP	2.90%

Source: T. Rowe Price Funds SICAV - China Evolution Equity Fund

The yield of the distributions are calculated based on the total dividend payout/ex-distribution NAV.

The term "Maybank AM" used herein refers to Maybank Asset Management. This Fund Fact Sheet ("FFS") is for informational purpose only. You should seek your own financial advice from a licensed adviser before investing in this Fund. Maybank AM does not make any representations or warranties of any kind express or implied, about the completeness, accuracy, reliability, suitability or availability with respect to the information contained herein.

Investors are advised to read and understand the contents of the Information Memorandum dated 03 January 2022 and the Fund's Product Highlights Sheets ("PHS") before investing. The Information Memorandum and PHS are available at our nearest representative offices and investors have the right to request for a copy of the Information Memorandum and PHS. The Information Memorandum has been lodged with the Securities Commission Malaysia who takes no responsibility for its contents.

You should be aware that investments in wholesale funds carry risks. An outline of the risks are contained in the Information Memorandum. Unit prices and income distribution, if any, may rise or fall. Past performance of a fund is not an indicative of future performance. Please consider the fees and charges involved before investing. Units will be issued upon receipt of completed application form accompanying the Information Memorandum and subject to terms and conditions therein.

In no event shall Maybank AM be liable for any loss or damages howsoever arising whether in contract, tort, negligence, strict liability or any other basis, including without limitation, direct or indirect, special, incidental, consequential or punitive damages arising i) from incompleteness, inaccuracy, unreliability, unsuitability or unavailability with respect to this FFS and/or reliance thereon; or ii) from reproduction or use of the information/copyright/trademark contained in the FFS.

SC's approval or authorisation, or the registration, lodgement or submission of the Prospectus/ Information Memorandum does not amount to nor indicate that the SC has recommended or endorsed the Fund or the Fund Fact Sheet.

FUND OBJECTIVE

The MAMG China Evolution Equity Fund - SGD (Hedged) Class ("MACEEFGDH" or "the Fund") is a feeder fund (wholesale) that aims to maximise investment returns by investing in the T. Rowe Price Funds SICAV - China Evolution Equity Fund ("Target Fund").

FUND INFORMATION

Fund Category

Feeder Fund (wholesale)

Fund Type

Growth

Launch Date

3-Jan-22

Benchmark

MSCI China All Shares Index Net

NAV Per Unit

SGD 0.3778

Class Size

SGD 1.70 million

Feeder Fund (Total Size)

RM 93.64 million

Target Fund Size

USD 247.36 million

Distribution Policy

Distribution, if any, shall be incidental and at the discretion of the Manager. Distribution, will be made from realised income and/or realised gains of the Fund.

Initial Offer Price (IOP)

SGD0.5000

Sales Charge

Up to 5.00% of the NAV per Unit

Redemption Charge

Nil

Annual Management Fee

Up to 2.00% per annum of the NAV of each Class, calculated and accrued daily in the Base Currency, and payable monthly to the Manager.

Annual Trustee Fee

Up to 0.04% per annum of the NAV of the Fund (excluding foreign custodian fees and charges), calculated and accrued daily and payable monthly to the Trustee.

Min. Initial Investment

SGD1,000 or such other lower amount or number of units (as the case may be) as may be decided by the Manager from time to time.

Min. Additional Investment

SGD100 or such other lower amount or number of units (as the case may be) as may be decided by the Manager from time to time.

Cut-off time for injection / Withdrawal

4.00 p.m. on a Business Day as stated in Prospectus / Information Memorandum. Do note that times may differ from respective distributors.

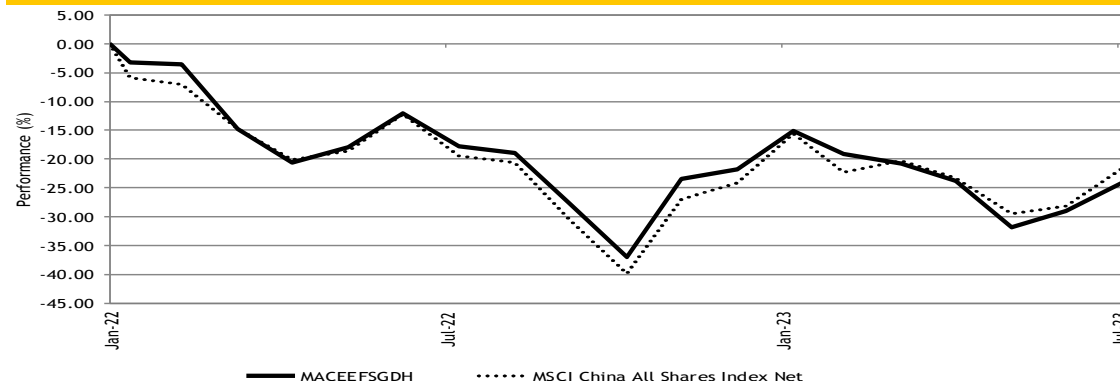
Period of payment after withdrawal

Within 14 business days

Financial Year End

31-Dec

Performance Record as at 31-Jul-23



** Performance record from 20 Jan 22 - 31 Jul 23, income reinvested, calculated in SGD

** Inclusive of distribution since inception (if any)

Source: Novagni Analytics and Advisory Sdn. Bhd.

Performance (%) Return as at 31-Jul-23

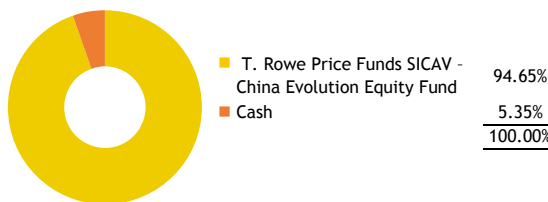
Total Return	YTD	1 Mth	3 Mth	6 Mth	1 Yr	3 Yr	5 Yr	SI
Fund	-3.08	6.66	-0.45	-10.66	-7.70	-	-	-24.17
Benchmark	3.15	8.99	2.19	-7.12	-2.84	-	-	-21.67

	Annualised Return			Calendar Year Return				
	3 Yr	5 Yr	SI	2022*	2021	2020	2019	2018
Fund	-	-	-16.58	-21.76	-	-	-	-
Benchmark	-	-	-14.79	-24.06	-	-	-	-

*since commencement till 31 Dec 2022

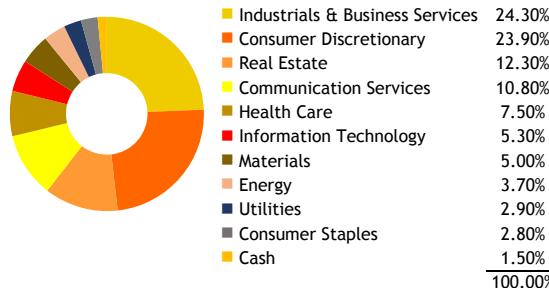
Source: Novagni Analytics and Advisory Sdn. Bhd.

Asset Allocation (Feeder Fund) as at 31-Jul-23



Source: Maybank Asset Management Sdn. Bhd.

Sector Allocation (Target Fund) as at 31-Jul-23



Source: T. Rowe Price Funds SICAV - China Evolution Equity Fund

Top 10 Holdings (Target Fund) as at 31-Jul-23

KANZHUN	7.70%
CHINA RESOURCES MIXC LIFESTYLE SERVICES	4.90%
YANGZIJIANG SHIPBUILDING	4.60%
H WORLD	4.00%
JASON FURNITURE HANGZHOU	3.30%
FOCUS MEDIA INFORMATION TECHNOLOGY	3.10%
NARI TECHNOLOGY	3.10%
SHANDONG WEIGAO GROUP MEDICAL POLYMER	3.00%
WAROM TECHNOLOGY	2.90%
CHINA RESOURCES GAS GROUP	2.90%

Source: T. Rowe Price Funds SICAV - China Evolution Equity Fund

The yield of the distributions are calculated based on the total dividend payout/ex-distribution NAV.

The term "Maybank AM" used herein refers to Maybank Asset Management. This Fund Fact Sheet ("FFS") is for informational purpose only. You should seek your own financial advice from a licensed adviser before investing in this Fund. Maybank AM does not make any representations or warranties of any kind express or implied, about the completeness, accuracy, reliability, suitability or availability with respect to the information contained herein.

Investors are advised to read and understand the contents of the Information Memorandum dated 03 January 2022 and the Fund's Product Highlights Sheets ("PHS") before investing. The Information Memorandum and PHS are available at our nearest representative offices and investors have the right to request for a copy of the Information Memorandum and PHS. The Information Memorandum has been lodged with the Securities Commission Malaysia who takes no responsibility for its contents.

You should be aware that investments in wholesale funds carry risks. An outline of the risks are contained in the Information Memorandum. Unit prices and income distribution, if any, may rise or fall. Past performance of a fund is not an indicative of future performance. Please consider the fees and charges involved before investing. Units will be issued upon receipt of completed application form accompanying the Information Memorandum and subject to terms and conditions therein.

In no event shall Maybank AM be liable for any loss or damages howsoever arising whether in contract, tort, negligence, strict liability or any other basis, including without limitation, direct or indirect, special, incidental, consequential or punitive damages arising i) from incompleteness, inaccuracy, unreliability, unsuitability or unavailability with respect to this FFS and/or reliance thereon; or ii) from reproduction or use of the information/copyright/trademark contained in the FFS.

SC's approval or authorisation, or the registration, lodgement or submission of the Prospectus/ Information Memorandum does not amount to nor indicate that the SC has recommended or endorsed the Fund or the Fund Fact Sheet.

FUND OBJECTIVE

The MAMG China Evolution Equity Fund - AUD (Hedged) Class ("MACEEFAUDH" or "the Fund") is a feeder fund (wholesale) that aims to maximise investment returns by investing in the T. Rowe Price Funds SICAV - China Evolution Equity Fund ("Target Fund").

FUND INFORMATION

Fund Category

Feeder Fund (wholesale)

Fund Type

Growth

Launch Date

3-Jan-22

Benchmark

MSCI China All Shares Index Net

NAV Per Unit

AUD 0.3579

Class Size

AUD 0.86 million

Feeder Fund (Total Size)

RM 93.64 million

Target Fund Size

USD 247.36 million

Distribution Policy

Distribution, if any, shall be incidental and at the discretion of the Manager. Distribution, will be made from realised income and/or realised gains of the Fund.

Initial Offer Price (IOP)

AUD0.5000

Sales Charge

Up to 5.00% of the NAV per Unit

Redemption Charge

Nil

Annual Management Fee

Up to 2.00% per annum of the NAV of each Class, calculated and accrued daily in the Base Currency, and payable monthly to the Manager.

Annual Trustee Fee

Up to 0.04% per annum of the NAV of the Fund (excluding foreign custodian fees and charges), calculated and accrued daily and payable monthly to the Trustee.

Min. Initial Investment

AUD1,000 or such other lower amount or number of units (as the case may be) as may be decided by the Manager from time to time.

Min. Additional Investment

AUD100 or such other lower amount or number of units (as the case may be) as may be decided by the Manager from time to time.

Cut-off time for injection / Withdrawal

4.00 p.m. on a Business Day as stated in Prospectus / Information Memorandum. Do note that times may differ from respective distributors.

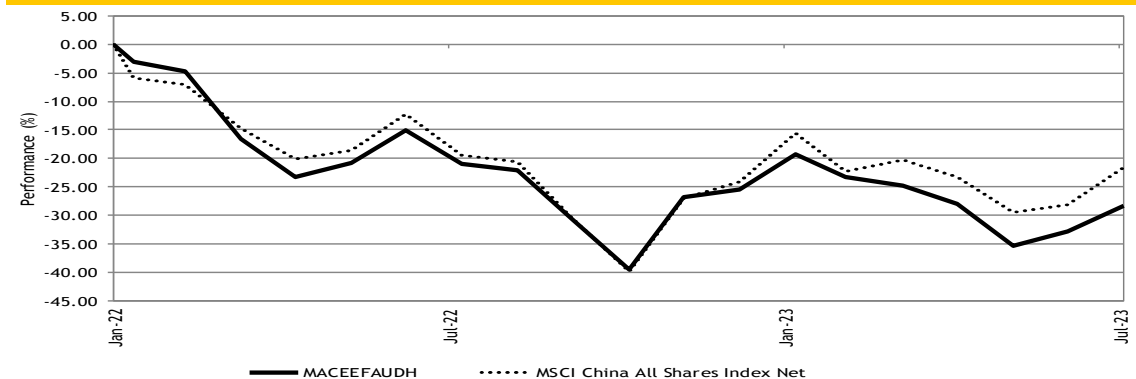
Period of payment after withdrawal

Within 14 business days

Financial Year End

31-Dec

Performance Record as at 31-Jul-23



** Performance record from 20 Jan 22 - 31 Jul 23, income reinvested, calculated in AUD
** Inclusive of distribution since inception (if any)
Source: Novagni Analytics and Advisory Sdn. Bhd.

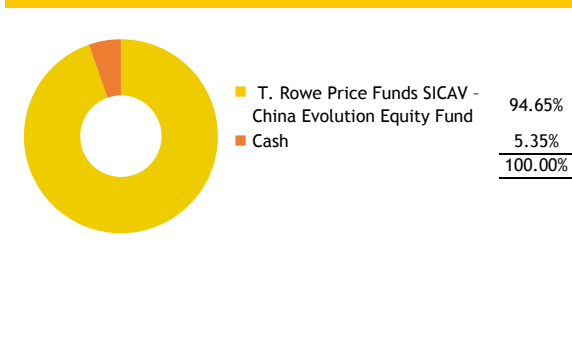
Performance (%) Return as at 31-Jul-23

Total Return	YTD	1 Mth	3 Mth	6 Mth	1 Yr	3 Yr	5 Yr	SI
Fund	-3.76	6.77	-0.39	-11.15	-9.23	-	-	-28.26
Benchmark	3.15	8.99	2.19	-7.12	-2.84	-	-	-21.67

	Annualised Return			Calendar Year Return				
	3 Yr	5 Yr	SI	2022*	2021	2020	2019	2018
Fund	-	-	-19.56	-25.46	-	-	-	-
Benchmark	-	-	-14.79	-24.06	-	-	-	-

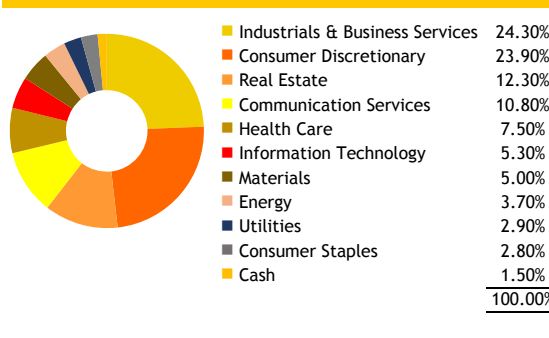
*since commencement till 31 Dec 2022
Source: Novagni Analytics and Advisory Sdn. Bhd.

Asset Allocation (Feeder Fund) as at 31-Jul-23



Source: Maybank Asset Management Sdn. Bhd.

Sector Allocation (Target Fund) as at 31-Jul-23



Source: T. Rowe Price Funds SICAV - China Evolution Equity Fund

Top 10 Holdings (Target Fund) as at 31-Jul-23

KANZHUN	7.70%
CHINA RESOURCES MIXC LIFESTYLE SERVICES	4.90%
YANGZIJIANG SHIPBUILDING	4.60%
H WORLD	4.00%
JASON FURNITURE HANGZHOU	3.30%
FOCUS MEDIA INFORMATION TECHNOLOGY	3.10%
NARI TECHNOLOGY	3.10%
SHANDONG WEIGAO GROUP MEDICAL POLYMER	3.00%
WAROM TECHNOLOGY	2.90%
CHINA RESOURCES GAS GROUP	2.90%

Source: T. Rowe Price Funds SICAV - China Evolution Equity Fund

The yield of the distributions are calculated based on the total dividend payout/ex-distribution NAV.

The term "Maybank AM" used herein refers to Maybank Asset Management. This Fund Fact Sheet ("FFS") is for informational purpose only. You should seek your own financial advice from a licensed adviser before investing in this Fund. Maybank AM does not make any representations or warranties of any kind express or implied, about the completeness, accuracy, reliability, suitability or availability with respect to the information contained herein.

Investors are advised to read and understand the contents of the Information Memorandum dated 03 January 2022 and the Fund's Product Highlights Sheets ("PHS") before investing. The Information Memorandum and PHS are available at our nearest representative offices and investors have the right to request for a copy of the Information Memorandum and PHS. The Information Memorandum has been lodged with the Securities Commission Malaysia who takes no responsibility for its contents.

You should be aware that investments in wholesale funds carry risks. An outline of the risks are contained in the Information Memorandum. Unit prices and income distribution, if any, may rise or fall. Past performance of a fund is not an indicative of future performance. Please consider the fees and charges involved before investing. Units will be issued upon receipt of completed application form accompanying the Information Memorandum and subject to terms and conditions therein.

In no event shall Maybank AM be liable for any loss or damages howsoever arising whether in contract, tort, negligence, strict liability or any other basis, including without limitation, direct or indirect, special, incidental, consequential or punitive damages arising i) from incompleteness, inaccuracy, unreliability, unsuitability or unavailability with respect to this FFS and/or reliance thereon; or ii) from reproduction or use of the information/copyright/trademark contained in the FFS.

SC's approval or authorisation, or the registration, lodgement or submission of the Prospectus/ Information Memorandum does not amount to nor indicate that the SC has recommended or endorsed the Fund or the Fund Fact Sheet.

FUND OBJECTIVE

The MAMG China Evolution Equity Fund - USD Class ("MACEEFUSD" or "the Fund") is a feeder fund (wholesale) that aims to maximise investment returns by investing in the T. Rowe Price Funds SICAV - China Evolution Equity Fund ("Target Fund").

FUND INFORMATION

Fund Category
Feeder Fund (wholesale)

Fund Type
Growth

Launch Date
3-Jan-22

Benchmark
MSCI China All Shares Index Net

NAV Per Unit
USD 0.3829

Class Size
USD 1.10 million

Feeder Fund (Total Size)
RM 93.64 million

Target Fund Size
USD 247.36 million

Distribution Policy
Distribution, if any, shall be incidental and at the discretion of the Manager. Distribution, will be made from realised income and/or realised gains of the Fund.

Initial Offer Price (IOP)
USD0.5000

Sales Charge
Up to 5.00% of the NAV per Unit

Redemption Charge
Nil

Annual Management Fee
Up to 2.00% per annum of the NAV of each Class, calculated and accrued daily in the Base Currency, and payable monthly to the Manager.

Annual Trustee Fee
Up to 0.04% per annum of the NAV of the Fund (excluding foreign custodian fees and charges), calculated and accrued daily and payable monthly to the Trustee.

Min. Initial Investment
USD1,000 or such other lower amount or number of units (as the case may be) as may be decided by the Manager from time to time.

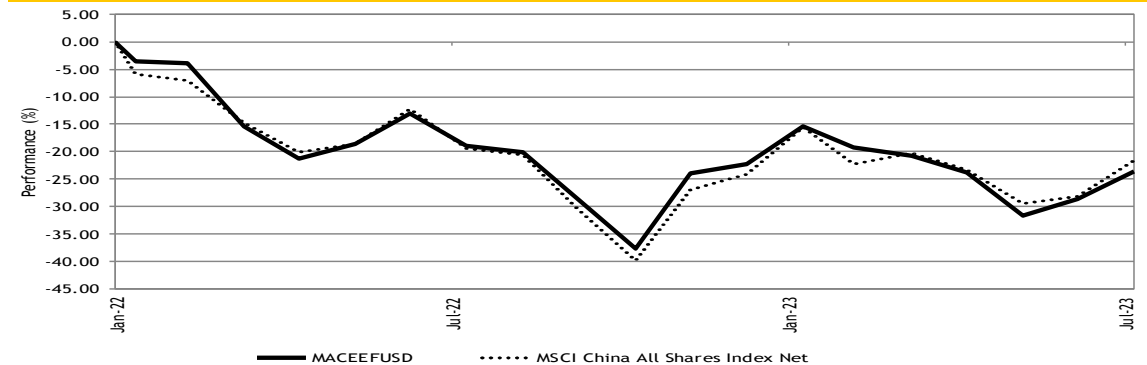
Min. Additional Investment
USD100 or such other lower amount or number of units (as the case may be) as may be decided by the Manager from time to time.

Cut-off time for injection / Withdrawal
4.00 p.m. on a Business Day as stated in Prospectus / Information Memorandum. Do note that times may differ from respective distributors.

Period of payment after withdrawal
Within 14 business days

Financial Year End
31-Dec

Performance Record as at 31-Jul-23



** Performance record from 20 Jan 22 - 31 Jul 23, income reinvested, calculated in USD
** Inclusive of distribution since inception (if any)
Source: Novagni Analytics and Advisory Sdn. Bhd.

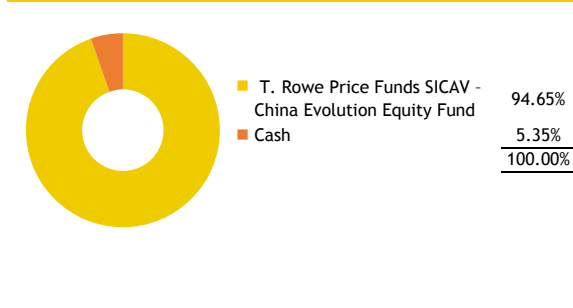
Performance (%) Return as at 31-Jul-23

Total Return	YTD	1 Mth	3 Mth	6 Mth	1 Yr	3 Yr	5 Yr	SI
Fund	-1.54	7.02	0.31	-9.61	-5.60	-	-	-23.54
Benchmark	3.15	8.99	2.19	-7.12	-2.84	-	-	-21.67

	Annualised Return			Calendar Year Return				
	3 Yr	5 Yr	SI	2022*	2021	2020	2019	2018
Fund	-	-	-16.13	-22.34	-	-	-	-
Benchmark	-	-	-14.79	-24.06	-	-	-	-

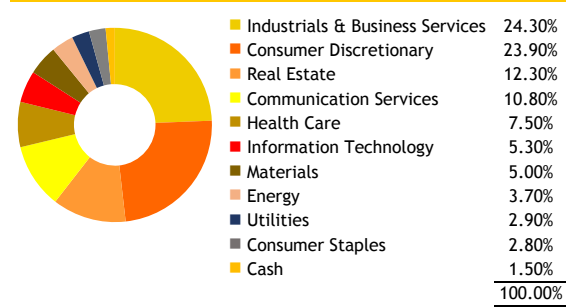
*since commencement till 31 Dec 2022
Source: Novagni Analytics and Advisory Sdn. Bhd.

Asset Allocation (Feeder Fund) as at 31-Jul-23



Source: Maybank Asset Management Sdn. Bhd.

Sector Allocation (Target Fund) as at 31-Jul-23



Source: T. Rowe Price Funds SICAV - China Evolution Equity Fund

Top 10 Holdings (Target Fund) as at 31-Jul-23

KANZHUN	7.70%
CHINA RESOURCES MIXC LIFESTYLE SERVICES	4.90%
YANGZIJIANG SHIPBUILDING	4.60%
H WORLD	4.00%
JASON FURNITURE HANGZHOU	3.30%
FOCUS MEDIA INFORMATION TECHNOLOGY	3.10%
NARI TECHNOLOGY	3.10%
SHANDONG WEIGAO GROUP MEDICAL POLYMER	3.00%
WAROM TECHNOLOGY	2.90%
CHINA RESOURCES GAS GROUP	2.90%

Source: T. Rowe Price Funds SICAV - China Evolution Equity Fund

The yield of the distributions are calculated based on the total dividend payout/ex-distribution NAV.

The term "Maybank AM" used herein refers to Maybank Asset Management. This Fund Fact Sheet ("FFS") is for informational purpose only. You should seek your own financial advice from a licensed adviser before investing in this Fund. Maybank AM does not make any representations or warranties of any kind express or implied, about the completeness, accuracy, reliability, suitability or availability with respect to the information contained herein.

Investors are advised to read and understand the contents of the Information Memorandum dated 03 January 2022 and the Fund's Product Highlights Sheets ("PHS") before investing. The Information Memorandum and PHS are available at our nearest representative offices and investors have the right to request for a copy of the Information Memorandum and PHS. The Information Memorandum has been lodged with the Securities Commission Malaysia who takes no responsibility for its contents.

You should be aware that investments in wholesale funds carry risks. An outline of the risks are contained in the Information Memorandum. Unit prices and income distribution, if any, may rise or fall. Past performance of a fund is not an indicative of future performance. Please consider the fees and charges involved before investing. Units will be issued upon receipt of completed application form accompanying the Information Memorandum and subject to terms and conditions therein.

In no event shall Maybank AM be liable for any loss or damages howsoever arising whether in contract, tort, negligence, strict liability or any other basis, including without limitation, direct or indirect, special, incidental, consequential or punitive damages arising i) from incompleteness, inaccuracy, unreliability, unsuitability or unavailability with respect to this FFS and/or reliance thereon; or ii) from reproduction or use of the information/copyright/trademark contained in the FFS.

SC's approval or authorisation, or the registration, lodgement or submission of the Prospectus/ Information Memorandum does not amount to nor indicate that the SC has recommended or endorsed the Fund or the Fund Fact Sheet.