

**FUND OBJECTIVE**

The Maybank Money Market Fund - Class A MYR ("MMMFAMYR" or "the Fund") is a money market fund that aims to provide regular income stream and high level of liquidity\* while maintaining capital preservation.

\*Redemption proceeds will be paid on the next Business Day from the date a redemption request is received by us.

Any material change to the investment objective of the Fund would require Unit Holders' approval.

**FUND INFORMATION**

**Fund Category**  
Money Market (conventional)

**Fund Type**  
Income

**Launch Date**  
1-Mar-19

**Benchmark**  
Maybank Overnight Deposit Rate

**NAV Per Unit**  
RM 1.0186

**Class Size**  
RM 0.00 million

**Total Fund Size (all classes)**  
RM 0.00 million

**Distribution Policy**  
Subject to availability of income, the Fund endeavours to distribute income on a monthly basis. Distribution will be made from realized income and/or gain.

**Initial Offer Price (IOP)**  
RM1.0000

**Sales Charge**  
Nil

**Redemption Charge**  
Nil

**Annual Management Fee**  
Up to 0.50% of the NAV of Class A

**Annual Trustee Fee**  
Up to 0.04% per annum of the NAV of the Fund, accrued daily and paid monthly to the Trustee.

**Min. Initial Investment**  
RM1,000 or such other lower amount as determined by the Manager.

**Min. Additional Investment**  
RM500 or such other lower amount as determined by the Manager.

**Cut-off time for injection / Withdrawal**  
4.00 p.m. on a Business Day as stated in Prospectus / Information Memorandum. Do note that times may differ from respective distributors.

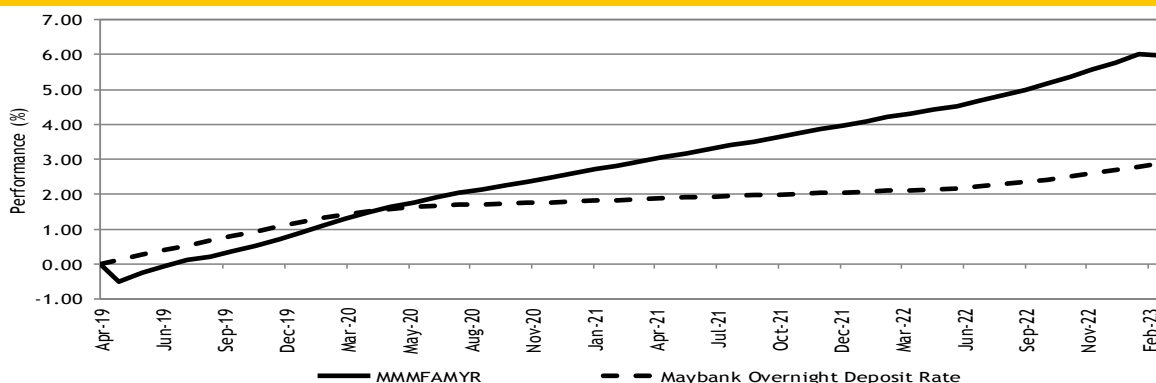
**Period of payment after withdrawal**  
Next Business Day (T+1)

**Financial Year End**  
31-May

**Portfolio Yield**  
-

**Portfolio Duration**  
-

**Performance Record as at 28-Feb-23**



\*\* Performance record from 5 April 19 - 28 Feb 23, income reinvested, calculated in MYR  
\*\* Inclusive of distribution since inception (if any)  
Source: Novagmi Analytics and Advisory Sdn. Bhd.

**Performance (%) Return as at 28-Feb-23**

| Total Return | YTD  | 1 Mth | 3 Mth | 6 Mth | 1 Yr | 3 Yr | 5 Yr | SI   |
|--------------|------|-------|-------|-------|------|------|------|------|
| Fund         | 0.19 | -0.03 | 0.38  | 0.93  | 1.70 | 4.63 | -    | 5.97 |
| Benchmark    | 0.18 | 0.08  | 0.27  | 0.51  | 0.76 | 1.43 | -    | 2.86 |

|           | Annualised Return |      |      | Calendar Year Return |      |      |       |      |
|-----------|-------------------|------|------|----------------------|------|------|-------|------|
|           | 3 Yr              | 5 Yr | SI   | 2022                 | 2021 | 2020 | 2019* | 2018 |
| Fund      | 1.52              | -    | 1.46 | 1.73                 | 1.34 | 1.68 | 0.90  | -    |
| Benchmark | 0.47              | -    | 0.71 | 0.62                 | 0.25 | 0.59 | 1.20  | -    |


\*since commencement till 31 Dec 2019  
Source: Novagmi Analytics and Advisory Sdn. Bhd.

**Income Distribution History**

| Date | Gross (sen) | Total yield (%) |
|------|-------------|-----------------|
| 2022 | 0.10        | 0.10            |
| 2021 | 1.01        | 1.02            |
| 2020 | 2.10        | 2.12            |
| 2019 | 0.57        | 0.57            |

Source: Maybank Asset Management Sdn. Bhd.

**Asset Allocation as at 28-Feb-23**



Source: Maybank Asset Management Sdn. Bhd.

The yield of the distributions are calculated based on the total dividend payout/ex-distribution NAV.

The term "Maybank AM" used herein refers to Maybank Asset Management. This Fund Fact Sheet ("FFS") is for informational purpose only. You should seek your own financial advice from a licensed adviser before investing in this Fund. Maybank AM does not make any representations or warranties of any kind express or implied, about the completeness, accuracy, reliability, suitability or availability with respect to the information contained herein.

Investors are advised to read and understand the contents of the Prospectus dated 1 March 2019, the First Supplementary Prospectus dated 18 March 2019 and the Fund's Product Highlights Sheets ("PHS") before investing. The Prospectus and PHS are available at our nearest representative offices and investors have the right to request for a copy of the Prospectus and PHS. The Prospectus has been registered with the Securities Commission Malaysia who takes no responsibility for its contents.

You should be aware that investments in unit trust funds carry risks. An outline of the risks are contained in the Prospectus. Unit prices and income distribution, if any, may rise or fall. Past performance of a fund is not an indicative of future performance. Please consider the fees and charges involved before investing. Units will be issued upon receipt of completed application form accompanying the Prospectus and subject to terms and conditions therein.

In no event shall Maybank AM be liable for any loss or damages howsoever arising whether in contract, tort, negligence, strict liability or any other basis, including without limitation, direct or indirect, special, incidental, consequential or punitive damages arising i) from incompleteness, inaccuracy, unreliability, unsuitability or unavailability with respect to this FFS and/or reliance thereon; or ii) from reproduction or use of the information/copyright/trademark contained in the FFS.

SC's approval or authorisation, or the registration, lodgement or submission of the Prospectus/ Information Memorandum does not amount to nor indicate that the SC has recommended or endorsed the Fund or the Fund Fact Sheet.

**FUND OBJECTIVE**

The Maybank Money Market Fund - Class B MYR ("MMMFMYR" or "the Fund") is a money market fund that aims to provide regular income stream and high level of liquidity\* while maintaining capital preservation.

\*Redemption proceeds will be paid on the next Business Day from the date a redemption request is received by us.

Any material change to the investment objective of the Fund would require Unit Holders' approval.

**FUND INFORMATION**

**Fund Category**  
Money Market (conventional)

**Fund Type**  
Income

**Launch Date**  
1-Mar-19

**Benchmark**  
Maybank Overnight Deposit Rate

**NAV Per Unit**  
RM 1.0636

**Class Size**  
RM 0.00

**Total Fund Size (all classes)**  
RM 0.00 million

**Distribution Policy**  
Subject to availability of income, the Fund endeavours to distribute income on a monthly basis. Distribution will be made from realized income and/or gain.

**Initial Offer Price (IOP)**  
RM1.0000

**Sales Charge**  
Nil

**Redemption Charge**  
Nil

**Annual Management Fee**  
Up to 0.35% of the NAV of Class B

**Annual Trustee Fee**  
Up to 0.04% per annum of the NAV of the Fund, accrued daily and paid monthly to the Trustee.

**Min. Initial Investment**  
RM5,000,000 or such other lower amount as determined by the Manager.

**Min. Additional Investment**  
RM250,000 or such other lower amount as determined by the Manager.

**Cut-off time for injection / Withdrawal**  
4.00 p.m. on a Business Day as stated in Prospectus / Information Memorandum. Do note that times may differ from respective distributors.

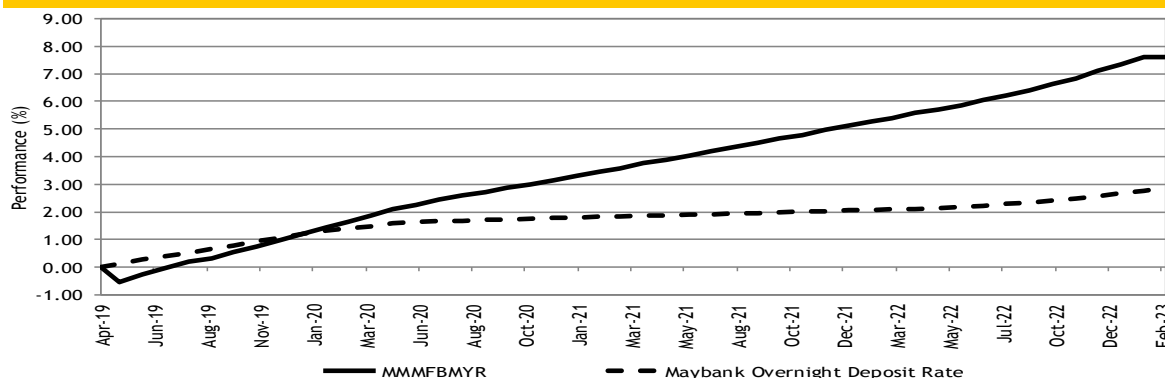
**Period of payment after withdrawal**  
Next Business Day (T+1)

**Financial Year End**  
31-May

**Portfolio Yield**  
-

**Portfolio Duration**  
-

**Performance Record as at 28-Feb-23**



\*\* Performance record from 5 April 19 - 28 Feb 23, income reinvested, calculated in MYR  
\*\* Inclusive of distribution since inception (if any)  
Source: Novagni Analytics and Advisory Sdn. Bhd.

**Performance (%) Return as at 28-Feb-23**


| Total Return | YTD  | 1 Mth | 3 Mth | 6 Mth | 1 Yr | 3 Yr | 5 Yr | SI   |
|--------------|------|-------|-------|-------|------|------|------|------|
| Fund         | 0.25 | -0.02 | 0.47  | 1.10  | 2.07 | 5.85 | -    | 7.60 |
| Benchmark    | 0.18 | 0.08  | 0.27  | 0.51  | 0.76 | 1.43 | -    | 2.86 |

|           | Annualised Return |      |      | Calendar Year Return |      |      |       |      |
|-----------|-------------------|------|------|----------------------|------|------|-------|------|
|           | 3 Yr              | 5 Yr | SI   | 2022                 | 2021 | 2020 | 2019* | 2018 |
| Fund      | 1.91              | -    | 1.85 | 2.12                 | 1.75 | 2.07 | 1.20  | -    |
| Benchmark | 0.47              | -    | 0.71 | 0.62                 | 0.25 | 0.59 | 1.20  | -    |

\*since commencement till 31 Dec 2019  
Source: Novagni Analytics and Advisory Sdn. Bhd.

**Asset Allocation as at 28-Feb-23**



Source: Maybank Asset Management Sdn. Bhd.

The yield of the distributions are calculated based on the total dividend payout/ex-distribution NAV.

The term "Maybank AM" used herein refers to Maybank Asset Management. This Fund Fact Sheet ("FFS") is for informational purpose only. You should seek your own financial advice from a licensed adviser before investing in this Fund. Maybank AM does not make any representations or warranties of any kind express or implied, about the completeness, accuracy, reliability, suitability or availability with respect to the information contained herein.

Investors are advised to read and understand the contents of the Prospectus dated 1 March 2019, the First Supplementary Prospectus dated 18 March 2019 and the Fund's Product Highlights Sheets ("PHS") before investing. The Prospectus and PHS are available at our nearest representative offices and investors have the right to request for a copy of the Prospectus and PHS. The Prospectus has been registered with the Securities Commission Malaysia who takes no responsibility for its contents.

You should be aware that investments in unit trust funds carry risks. An outline of the risks are contained in the Prospectus. Unit prices and income distribution, if any, may rise or fall. Past performance of a fund is not an indicative of future performance. Please consider the fees and charges involved before investing. Units will be issued upon receipt of completed application form accompanying the Prospectus and subject to terms and conditions therein.

In no event shall Maybank AM be liable for any loss or damages howsoever arising whether in contract, tort, negligence, strict liability or any other basis, including without limitation, direct or indirect, special, incidental, consequential or punitive damages arising i) from incompleteness, inaccuracy, unreliability, unsuitability or unavailability with respect to this FFS and/or reliance thereon; or ii) from reproduction or use of the information/copyright/trademark contained in the FFS.

SC's approval or authorisation, or the registration, lodgement or submission of the Prospectus/ Information Memorandum does not amount to nor indicate that the SC has recommended or endorsed the Fund or the Fund Fact Sheet.

**FUND OBJECTIVE**

The Maybank Money Market Fund - Class C MYR ("MMMFCMYR" or "the Fund") is a money market fund that aims to provide regular income stream and high level of liquidity\* while maintaining capital preservation.

\*Redemption proceeds will be paid on the next Business Day from the date a redemption request is received by us.

Any material change to the investment objective of the Fund would require Unit Holders' approval.

**FUND INFORMATION**

**Fund Category**  
Money Market (conventional)

**Fund Type**  
Income

**Launch Date**  
1-Mar-19

**Benchmark**  
Maybank Overnight Deposit Rate

**NAV Per Unit**  
RM 1.0636

**Class Size**  
RM 0.00

**Total Fund Size (all classes)**  
RM 0.00 million

**Distribution Policy**  
Subject to availability of income, the Fund endeavours to distribute income on a monthly basis. Distribution will be made from realized income and/or gain.

**Initial Offer Price (IOP)**  
RM1.0000

**Sales Charge**  
Nil

**Redemption Charge**  
Nil

**Annual Management Fee**  
Up to 0.20% of the NAV of Class C

**Annual Trustee Fee**  
Up to 0.04% per annum of the NAV of the Fund, accrued daily and paid monthly to the Trustee.

**Min. Initial Investment**  
RM10,000,000 or such other lower amount as determined by the Manager.

**Min. Additional Investment**  
RM5,000,000 or such other lower amount as determined by the Manager.

**Cut-off time for injection / Withdrawal**  
4.00 p.m. on a Business Day as stated in Prospectus / Information Memorandum. Do note that times may differ from respective distributors.

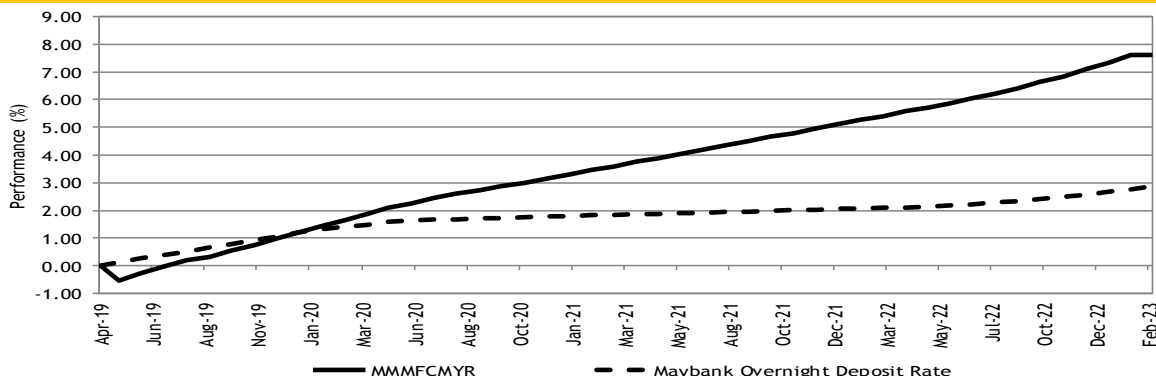
**Period of payment after withdrawal**  
Next Business Day (T+1)

**Financial Year End**  
31-May

**Portfolio Yield**  
-

**Portfolio Duration**  
-

**Performance Record as at 28-Feb-23**



\*\* Performance record from 5 April 19- 28 Feb 23, income reinvested, calculated in MYR  
\*\* Inclusive of distribution since inception (if any)  
Source: Novagmi Analytics and Advisory Sdn. Bhd.

**Performance (%) Return as at 28-Feb-23**


| Total Return | YTD  | 1 Mth | 3 Mth | 6 Mth | 1 Yr | 3 Yr | 5 Yr | SI   |
|--------------|------|-------|-------|-------|------|------|------|------|
| Fund         | 0.25 | -0.02 | 0.47  | 1.10  | 2.07 | 5.85 | -    | 7.60 |
| Benchmark    | 0.18 | 0.08  | 0.27  | 0.51  | 0.76 | 1.43 | -    | 2.86 |

|           | Annualised Return |      |      | Calendar Year Return |      |      |       |      |
|-----------|-------------------|------|------|----------------------|------|------|-------|------|
|           | 3 Yr              | 5 Yr | SI   | 2022                 | 2021 | 2020 | 2019* | 2018 |
| Fund      | 1.91              | -    | 1.85 | 2.12                 | 1.75 | 2.07 | 1.20  | -    |
| Benchmark | 0.47              | -    | 0.71 | 0.62                 | 0.25 | 0.59 | 1.20  | -    |

\*since commencement till 31 Dec 2019  
Source: Novagmi Analytics and Advisory Sdn. Bhd.

**Asset Allocation as at 28-Feb-23**



Source: Maybank Asset Management Sdn. Bhd.

The yield of the distributions are calculated based on the total dividend payout/ex-distribution NAV.

The term "Maybank AM" used herein refers to Maybank Asset Management. This Fund Fact Sheet ("FFS") is for informational purpose only. You should seek your own financial advice from a licensed adviser before investing in this Fund. Maybank AM does not make any representations or warranties of any kind express or implied, about the completeness, accuracy, reliability, suitability or availability with respect to the information contained herein.

Investors are advised to read and understand the contents of the Prospectus dated 1 March 2019, the First Supplementary Prospectus dated 18 March 2019 and the Fund's Product Highlights Sheets ("PHS") before investing. The Prospectus and PHS are available at our nearest representative offices and investors have the right to request for a copy of the Prospectus and PHS. The Prospectus has been registered with the Securities Commission Malaysia who takes no responsibility for its contents.

You should be aware that investments in unit trust funds carry risks. An outline of the risks are contained in the Prospectus. Unit prices and income distribution, if any, may rise or fall. Past performance of a fund is not an indicative of future performance. Please consider the fees and charges involved before investing. Units will be issued upon receipt of completed application form accompanying the Prospectus and subject to terms and conditions therein.

In no event shall Maybank AM be liable for any loss or damages howsoever arising whether in contract, tort, negligence, strict liability or any other basis, including without limitation, direct or indirect, special, incidental, consequential or punitive damages arising i) from incompleteness, inaccuracy, unreliability, unsuitability or unavailability with respect to this FFS and/or reliance thereon; or ii) from reproduction or use of the information/copyright/trademark contained in the FFS.

SC's approval or authorisation, or the registration, lodgement or submission of the Prospectus/ Information Memorandum does not amount to nor indicate that the SC has recommended or endorsed the Fund or the Fund Fact Sheet.