

FUND OBJECTIVE

Maybank Global Sustainable Equity-I Fund - MYR Class ("MGSEIMYR" or "the Fund") is a Shariah-compliant equity fund that seeks to achieve income and capital growth by investing primarily in a portfolio of Shariah-compliant equities.

Note: There is no guarantee that the Fund's investment objective will be achieved and your capital may be at risk. Any material changes to the investment objective of the Fund would require Unit Holders' approval.

FUND INFORMATION

Fund Category

Shariah-Compliant Equity

Fund Type

Income and growth

Launch Date

25-Aug-20

Benchmark

The Dow Jones Islamic Market World Index

NAV Per Unit

RM 1.1591

Class Size

RM 107.57 million

Total Fund Size (all classes)

RM 428.59 million

Distribution Policy

Distribution, if any, will be at least on an annual basis and at the discretion of the Manager.

Initial Offer Price (IOP)

The initial offer price is no longer applicable as the price of Units for these Classes will be based on the NAV per Unit.

Sales Charge

Up to 5.00% of the NAV per Unit

Redemption Charge

Nil

Annual Management Fee

Up to 1.80% per annum of the NAV of each Class

Annual Trustee Fee

Up to 0.06% per annum of the NAV of the Fund (excluding foreign custodian fees and charges) accrued daily and paid monthly to the Trustee.

Min. Initial Investment

RM1,000* or such other amount as determined by the Manager from time to time.

Min. Additional Investment

RM100* or such other amount as determined by the Manager from time to time.

Cut-off time for injection / Withdrawal

4.00 p.m. on a Business Day as stated in Prospectus / Information Memorandum. Do note that times may differ from respective distributors.

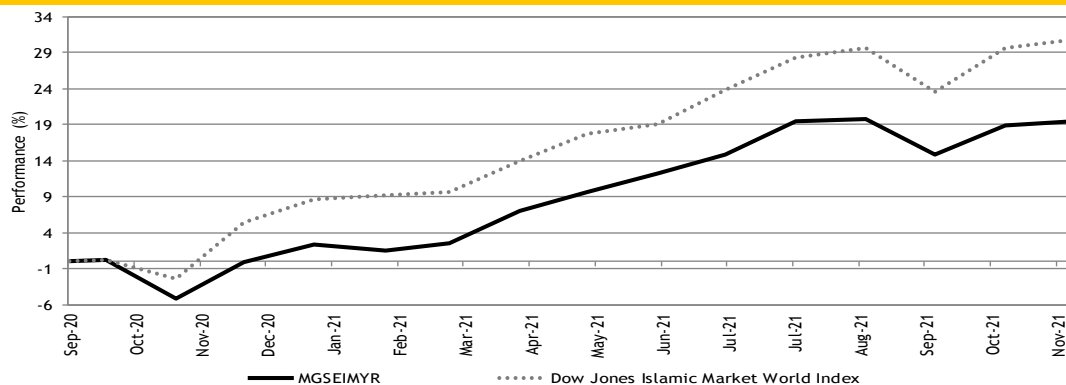
Period of payment after withdrawal

Within 10 calendar days

Financial Year End

30-Jun

Performance Record as at 30-Nov-21



** Performance record from 14 Sep 20 - 30 Nov 21, income reinvested, calculated in MYR
** Inclusive of distribution since inception (if any)
Source: Novagni Analytics and Advisory Sdn. Bhd.

Performance (%) Return as at 30-Nov-21

Total Return	YTD	1 Mth	3 Mth	6 Mth	1 Yr	3 Yr	5 Yr	SI
Fund	16.70	0.51	-0.24	6.52	19.65	-	-	19.49
Benchmark	20.42	0.90	0.84	9.74	24.02	-	-	30.71

	Annualised Return			Calendar Year Return				
	3 Yr	5 Yr	SI	2020*	2019	2018	2017	2016
Fund	-	-	15.84	2.39	-	-	-	-
Benchmark	-	-	24.75	8.54	-	-	-	-


*since commencement till 31 Dec 2020
Source: Novagni Analytics and Advisory Sdn. Bhd.

Income Distribution History

Date	Gross (sen)	Yield (%)	Total yield (%)
28/06/2021	3.45	3.09	3.09

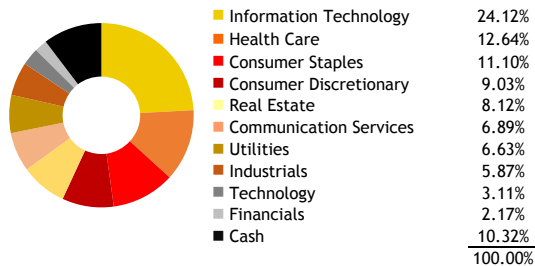
Source: Maybank Asset Management Sdn. Bhd.

Asset Allocation as at 30-Nov-21




Source: Maybank Asset Management Sdn. Bhd.

Sector Allocation as at 30-Nov-21



Source: Maybank Asset Management Sdn. Bhd.

Country Allocation as at 30-Nov-21



Source: Maybank Asset Management Sdn. Bhd.

Top 10 Holdings as at 30-Nov-21

GUANGDONG INVESTMENT LTD	3.78%
ALPHABET INC	3.62%
LINK REAL ESTATE INVESTMENT TRUST	3.55%
PERSIMMON PLC	3.48%
TEXAS INSTRUMENTS INC	3.32%
NETLINK NBN TRUST	3.27%
INTUIT INC	3.16%
SALESFORCE.COM INC	3.16%
NESTLE SA	3.14%
RELEX PLC	3.11%

Source: Maybank Asset Management Sdn. Bhd.



The yield of the distributions are calculated based on the total dividend payout/ex-distribution NAV.

The term "Maybank AM" used herein refers to Maybank Asset Management. This Fund Fact Sheet ("FFS") is for informational purpose only. You should seek your own financial advice from a licensed adviser before investing in this Fund. Maybank AM does not make any representations or warranties of any kind express or implied, about the completeness, accuracy, reliability, suitability or availability with respect to the information contained herein.

Investors are advised to read and understand the contents of the Prospectus dated 25 August 2020, the First Supplementary Prospectus dated 15 June 2021 and the Fund's Product Highlights Sheets ("PHS") before investing. The Prospectus and PHS are available at our nearest representative offices and investors have the right to request for a copy of the Prospectus and PHS. The Prospectus has been registered with the Securities Commission Malaysia who takes no responsibility for its contents.

You should be aware that investments in unit trust funds carry risks. An outline of the risks are contained in the Prospectus. Unit prices and income distribution, if any, may rise or fall. Past performance of a fund is not an indicative of future performance. Please consider the fees and charges involved before investing. Units will be issued upon receipt of completed application form accompanying the Prospectus and subject to terms and conditions therein.

In no event shall Maybank AM be liable for any loss or damages howsoever arising whether in contract, tort, negligence, strict liability or any other basis, including without limitation, direct or indirect, special, incidental, consequential or punitive damages arising i) from incompleteness, inaccuracy, unreliability, unsuitability or unavailability with respect to this FFS and/or reliance thereon; or ii) from reproduction or use of the information/copyright/trademark contained in the FFS.

SC's approval or authorisation, or the registration, lodgement or submission of the Prospectus/ Information Memorandum does not amount to nor indicate that the SC has recommended or endorsed the Fund or the Fund Fact Sheet.

FUND OBJECTIVE

Maybank Global Sustainable Equity-I Fund - MYR (Hedged) Class ("MGSEIMYRH" or "the Fund") is a Shariah-compliant equity fund that seeks to achieve income and capital growth by investing primarily in a portfolio of Shariah-compliant equities.

Note: There is no guarantee that the Fund's investment objective will be achieved and your capital may be at risk. Any material changes to the investment objective of the Fund would require Unit Holders' approval.

FUND INFORMATION

Fund Category

Shariah-Compliant Equity

Fund Type

Income and growth

Launch Date

25-Aug-20

Benchmark

The Dow Jones Islamic Market World Index

NAV Per Unit

RM 1.1520

Class Size

RM 292.12 million

Total Fund Size (all classes)

RM 428.59 million

Distribution Policy

Distribution, if any, will be at least on an annual basis and at the discretion of the Manager.

Initial Offer Price (IOP)

The initial offer price is no longer applicable as the price of Units for these Classes will be based on the NAV per Unit.

Sales Charge

Up to 5.00% of the NAV per Unit

Redemption Charge

Nil

Annual Management Fee

Up to 1.80% per annum of the NAV of each Class

Annual Trustee Fee

Up to 0.06% per annum of the NAV of the Fund (excluding foreign custodian fees and charges) accrued daily and paid monthly to the Trustee.

Min. Initial Investment

RM1,000* or such other amount as determined by the Manager from time to time.

Min. Additional Investment

RM100* or such other amount as determined by the Manager from time to time.

Cut-off time for injection / Withdrawal

4.00 p.m. on a Business Day as stated in Prospectus / Information Memorandum. Do note that times may differ from respective distributors.

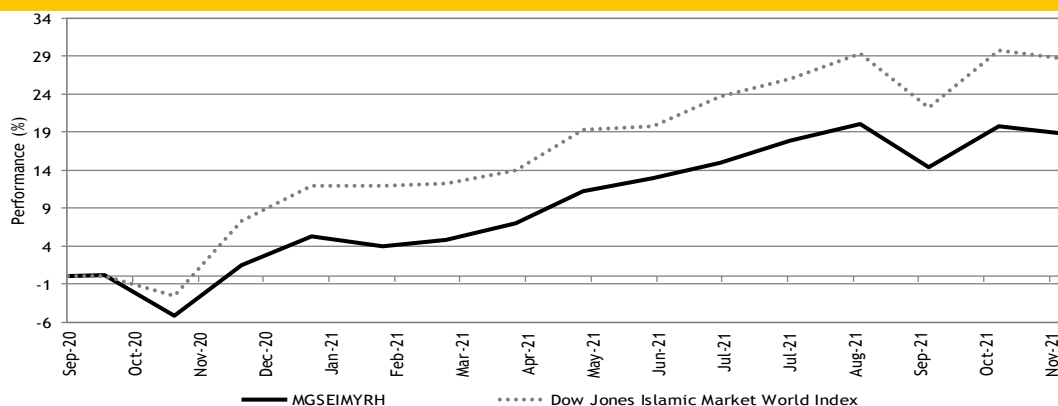
Period of payment after withdrawal

Within 10 calendar days

Financial Year End

30-Jun

Performance Record as at 30-Nov-21



** Performance record from 14 Sep 20 - 30 Nov 21, income reinvested, calculated in MYRH

** Inclusive of distribution since inception (if any)

Source: Novagmi Analytics and Advisory Sdn. Bhd.

Performance (%) Return as at 30-Nov-21

Total Return	YTD	1 Mth	3 Mth	6 Mth	1 Yr	3 Yr	5 Yr	SI
Fund	12.86	-0.86	-1.05	5.15	17.06	-	-	18.75
Benchmark	14.94	-0.84	-0.54	7.45	19.96	-	-	28.64

	Annualised Return			Calendar Year Return				
	3 Yr	5 Yr	SI	2020*	2019	2018	2017	2016
Fund	-	-	15.25	5.22	-	-	-	-
Benchmark	-	-	23.12	11.92	-	-	-	-

*since commencement till 31 Dec 2020

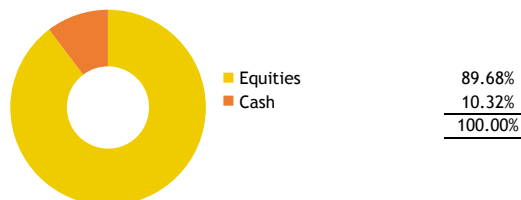
Source: Novagmi Analytics and Advisory Sdn. Bhd.

Income Distribution History

Date	Gross (sen)	Yield (%)	Total yield (%)
28/06/2021	3.45	3.08	3.08

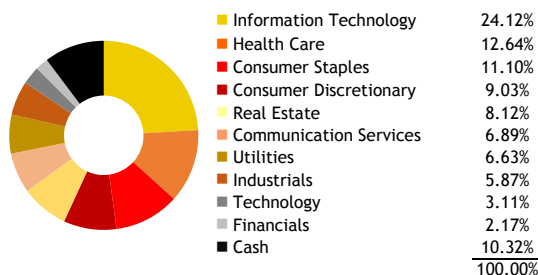
Source: Maybank Asset Management Sdn. Bhd.

Asset Allocation as at 30-Nov-21



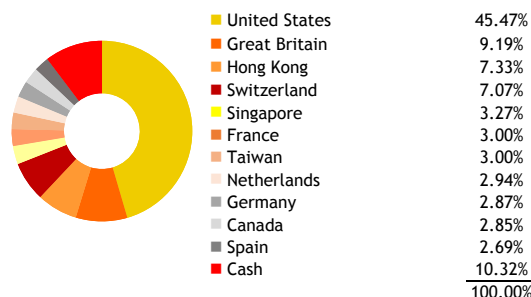
Source: Maybank Asset Management Sdn. Bhd.

Sector Allocation as at 30-Nov-21



Source: Maybank Asset Management Sdn. Bhd.

Country Allocation as at 30-Nov-21



Source: Maybank Asset Management Sdn. Bhd.

Top 10 Holdings as at 30-Nov-21

GUANGDONG INVESTMENT LTD	3.78%
ALPHABET INC	3.62%
LINK REAL ESTATE INVESTMENT TRUST	3.55%
PERSIMMON PLC	3.48%
TEXAS INSTRUMENTS INC	3.32%
NETLINK NBN TRUST	3.27%
INTUIT INC	3.16%
SALESFORCE.COM INC	3.16%
NESTLE SA	3.14%
RELX PLC	3.11%

Source: Maybank Asset Management Sdn. Bhd.



The yield of the distributions are calculated based on the total dividend payout/ex-distribution NAV.

The term "Maybank AM" used herein refers to Maybank Asset Management. This Fund Fact Sheet ("FFS") is for informational purpose only. You should seek your own financial advice from a licensed adviser before investing in this Fund. Maybank AM does not make any representations or warranties of any kind express or implied, about the completeness, accuracy, reliability, suitability or availability with respect to the information contained herein.

Investors are advised to read and understand the contents of the Prospectus dated 25 August 2020, the First Supplementary Prospectus dated 15 June 2021 and the Fund's Product Highlights Sheets ("PHS") before investing. The Prospectus and PHS are available at our nearest representative offices and investors have the right to request for a copy of the Prospectus and PHS. The Prospectus has been registered with the Securities Commission Malaysia who takes no responsibility for its contents.

You should be aware that investments in unit trust funds carry risks. An outline of the risks are contained in the Prospectus. Unit prices and income distribution, if any, may rise or fall. Past performance of a fund is not an indicative of future performance. Please consider the fees and charges involved before investing. Units will be issued upon receipt of completed application form accompanying the Prospectus and subject to terms and conditions therein.

In no event shall Maybank AM be liable for any loss or damages howsoever arising whether in contract, tort, negligence, strict liability or any other basis, including without limitation, direct or indirect, special, incidental, consequential or punitive damages arising i) from incompleteness, inaccuracy, unreliability, unsuitability or unavailability with respect to this FFS and/or reliance thereon; or ii) from reproduction or use of the information/copyright/trademark contained in the FFS.

SC's approval or authorisation, or the registration, lodgement or submission of the Prospectus/ Information Memorandum does not amount to nor indicate that the SC has recommended or endorsed the Fund or the Fund Fact Sheet.

FUND OBJECTIVE

Maybank Global Sustainable Equity-I Fund - MYR Hedged Institutional Class ("MGSEIMYRHi" or "the Fund") is a Shariah-compliant equity fund that seeks to achieve income and capital growth by investing primarily in a portfolio of Shariah-compliant equities.

Note: There is no guarantee that the Fund's investment objective will be achieved and your capital may be at risk. Any material changes to the investment objective of the Fund would require Unit Holders' approval.

FUND INFORMATION

Fund Category

Shariah-Compliant Equity

Fund Type

Income and growth

Launch Date

15-Jun-21

Benchmark

The Dow Jones Islamic Market World Index

NAV Per Unit

MYR 1.0445

Class Size

MYR 15.67 million

Total Fund Size (all classes)

RM 428.59 million

Distribution Policy

Distribution, if any, will be at least on an annual basis and at the discretion of the Manager.

Initial Offer Price (IOP)

RM1.0000

Sales Charge

Nil

Redemption Charge

Nil

Annual Management Fee

Up to 0.50% per annum of the NAV of the Class

Annual Trustee Fee

Up to 0.06% per annum of the NAV of the Fund (excluding foreign custodian fees and charges) accrued daily and paid monthly to the Trustee.

Min. Initial Investment

MYR1,000,000* or such other amount as determined by the Manager from time to time.

Min. Additional Investment

MYR10,000* or such other amount as determined by the Manager from time to time.

Cut-off time for injection / Withdrawal

4.00 p.m. on a Business Day as stated in Prospectus / Information Memorandum. Do note that times may differ from respective distributors.

Period of payment after withdrawal

Within 10 calendar days

Financial Year End

30-Jun

Price Movement Chart as at 30-Nov-21



** NAV - NAV price from 16 Jun 21 - 30 Nov 21, income reinvested, calculated in MYRHi
** Inclusive of distribution since inception (if any)
Fund with less than 1 year required to show NAV movement only
Source: Novagni Analytics and Advisory Sdn. Bhd.

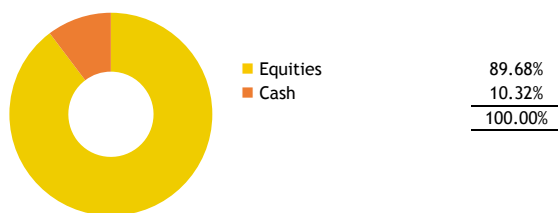
Performance (%) Return as at 30-Nov-21

Total Return	YTD	1 Mth	3 Mth	6 Mth	1 Yr	3 Yr	5 Yr	SI
Fund	4.91	-0.60	-0.47	-	-	-	-	4.91
Benchmark	5.97	-0.84	-0.54	-	-	-	-	5.97

	Annualised Return			Calendar Year Return				
	3 Yr	5 Yr	SI	2020*	2019	2018	2017	2016
Fund	-	-	-	-	-	-	-	-
Benchmark	-	-	-	-	-	-	-	-

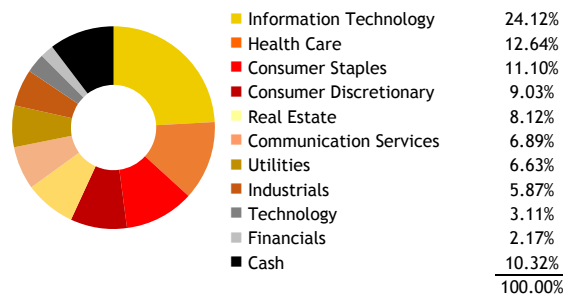
*since commencement till 31 Dec 2020
Source: Novagni Analytics and Advisory Sdn. Bhd.

Asset Allocation as at 30-Nov-21




Source: Maybank Asset Management Sdn. Bhd.

Sector Allocation as at 30-Nov-21



Source: Maybank Asset Management Sdn. Bhd.

Country Allocation as at 30-Nov-21



Source: Maybank Asset Management Sdn. Bhd.

Top 10 Holdings as at 30-Nov-21

GUANGDONG INVESTMENT LTD	3.78%
ALPHABET INC	3.62%
LINK REAL ESTATE INVESTMENT TRUST	3.55%
PERSIMMON PLC	3.48%
TEXAS INSTRUMENTS INC	3.32%
NETLINK NBN TRUST	3.27%
INTUIT INC	3.16%
SALESFORCE.COM INC	3.16%
NESTLE SA	3.14%
RELX PLC	3.11%

Source: Maybank Asset Management Sdn. Bhd.

The yield of the distributions are calculated based on the total dividend payout/ex-distribution NAV.

The term "Maybank AM" used herein refers to Maybank Asset Management. This Fund Fact Sheet ("FFS") is for informational purpose only. You should seek your own financial advice from a licensed adviser before investing in this Fund. Maybank AM does not make any representations or warranties of any kind express or implied, about the completeness, accuracy, reliability, suitability or availability with respect to the information contained herein.

Investors are advised to read and understand the contents of the Prospectus dated 25 August 2020, the First Supplementary Prospectus dated 15 June 2021 and the Fund's Product Highlights Sheets ("PHS") before investing. The Prospectus and PHS are available at our nearest representative offices and investors have the right to request for a copy of the Prospectus and PHS. The Prospectus has been registered with the Securities Commission Malaysia who takes no responsibility for its contents.

You should be aware that investments in unit trust funds carry risks. An outline of the risks are contained in the Prospectus. Unit prices and income distribution, if any, may rise or fall. Past performance of a fund is not an indicative of future performance. Please consider the fees and charges involved before investing. Units will be issued upon receipt of completed application form accompanying the Prospectus and subject to terms and conditions therein.

In no event shall Maybank AM be liable for any loss or damages howsoever arising whether in contract, tort, negligence, strict liability or any other basis, including without limitation, direct or indirect, special, incidental, consequential or punitive damages arising i) from incompleteness, inaccuracy, unreliability, unsuitability or unavailability with respect to this FFS and/or reliance thereon; or ii) from reproduction or use of the information/copyright/trademark contained in the FFS.

SC's approval or authorisation, or the registration, lodgement or submission of the Prospectus/ Information Memorandum does not amount to nor indicate that the SC has recommended or endorsed the Fund or the Fund Fact Sheet.

FUND OBJECTIVE

Maybank Global Sustainable Equity-I Fund - USD Class ("MGSEIUSD" or "the Fund") is a Shariah-compliant equity fund that seeks to achieve income and capital growth by investing primarily in a portfolio of Shariah-compliant equities.

Note: There is no guarantee that the Fund's investment objective will be achieved and your capital may be at risk. Any material changes to the investment objective of the Fund would require Unit Holders' approval.

FUND INFORMATION

Fund Category

Shariah-Compliant Equity

Fund Type

Income and growth

Launch Date

25-Aug-20

Benchmark

The Dow Jones Islamic Market World Index

NAV Per Unit

USD 1.1446

Class Size

USD 3.15 million

Total Fund Size (all classes)

RM 428.59 million

Distribution Policy

Distribution, if any, will be at least on an annual basis and at the discretion of the Manager.

Initial Offer Price (IOP)

The initial offer price is no longer applicable as the price of Units for these Classes will be based on the NAV per Unit.

Sales Charge

Up to 5.00% of the NAV per Unit

Redemption Charge

Nil

Annual Management Fee

Up to 1.80% per annum of the NAV of each Class

Annual Trustee Fee

Up to 0.06% per annum of the NAV of the Fund (excluding foreign custodian fees and charges) accrued daily and paid monthly to the Trustee.

Min. Initial Investment

USD1,000* or such other amount as determined by the Manager from time to time.

Min. Additional Investment

USD100* or such other amount as determined by the Manager from time to time.

Cut-off time for injection / Withdrawal

4.00 p.m. on a Business Day as stated in Prospectus / Information Memorandum.

Do note that times may differ from respective distributors.

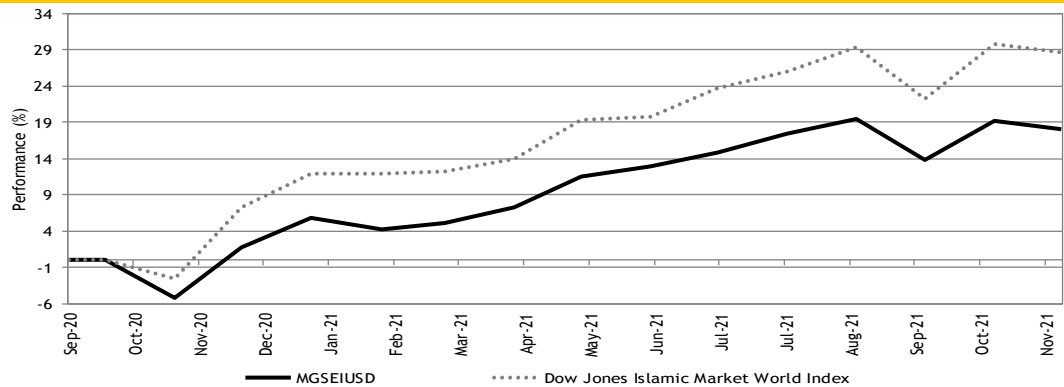
Period of payment after withdrawal

Within 10 calendar days

Financial Year End

30-Jun

Performance Record as at 30-Nov-21



** Performance record from 14 Sep 20 - 30 Nov 21, income reinvested, calculated in USD
** Inclusive of distribution since inception (if any)
Source: Novagmi Analytics and Advisory Sdn. Bhd.

Performance (%) Return as at 30-Nov-21

Total Return	YTD	1 Mth	3 Mth	6 Mth	1 Yr	3 Yr	5 Yr	SI
Fund	11.53	-0.96	-1.26	4.42	15.85	-	-	17.99
Benchmark	14.94	-0.84	-0.54	7.45	19.96	-	-	28.64

	Annualised Return			Calendar Year Return				
	3 Yr	5 Yr	SI	2020*	2019	2018	2017	2016
Fund	-	-	14.64	5.79	-	-	-	-
Benchmark	-	-	23.12	11.92	-	-	-	-

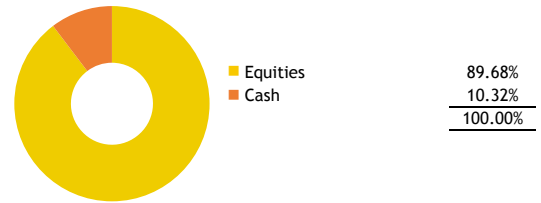
*since commencement till 31 Dec 2020
Source: Novagmi Analytics and Advisory Sdn. Bhd.

Income Distribution History

Date	Gross (sen)	Yield (%)	Total yield (%)
28/06/2021	3.45	3.08	3.08

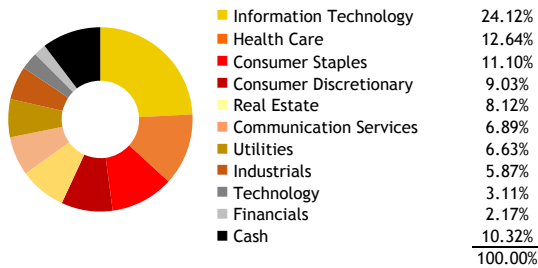
Source: Maybank Asset Management Sdn. Bhd.

Asset Allocation as at 30-Nov-21




Source: Maybank Asset Management Sdn. Bhd.

Sector Allocation as at 30-Nov-21



Source: Maybank Asset Management Sdn. Bhd.

Country Allocation as at 30-Nov-21



Source: Maybank Asset Management Sdn. Bhd.

Top 10 Holdings as at 30-Nov-21

GUANGDONG INVESTMENT LTD	3.78%
ALPHABET INC	3.62%
LINK REAL ESTATE INVESTMENT TRUST	3.55%
PERSIMMON PLC	3.48%
TEXAS INSTRUMENTS INC	3.32%
NETLINK NBN TRUST	3.27%
INTUIT INC	3.16%
SALESFORCE.COM INC	3.16%
NESTLE SA	3.14%
RELX PLC	3.11%

Source: Maybank Asset Management Sdn. Bhd.



The yield of the distributions are calculated based on the total dividend payout/ex-distribution NAV.

The term "Maybank AM" used herein refers to Maybank Asset Management. This Fund Fact Sheet ("FFS") is for informational purpose only. You should seek your own financial advice from a licensed adviser before investing in this Fund. Maybank AM does not make any representations or warranties of any kind express or implied, about the completeness, accuracy, reliability, suitability or availability with respect to the information contained herein.

Investors are advised to read and understand the contents of the Prospectus dated 25 August 2020, the First Supplementary Prospectus dated 15 June 2021 and the Fund's Product Highlights Sheets ("PHS") before investing. The Prospectus and PHS are available at our nearest representative offices and investors have the right to request for a copy of the Prospectus and PHS. The Prospectus has been registered with the Securities Commission Malaysia who takes no responsibility for its contents.

You should be aware that investments in unit trust funds carry risks. An outline of the risks are contained in the Prospectus. Unit prices and income distribution, if any, may rise or fall. Past performance of a fund is not an indicative of future performance. Please consider the fees and charges involved before investing. Units will be issued upon receipt of completed application form accompanying the Prospectus and subject to terms and conditions therein.

In no event shall Maybank AM be liable for any loss or damages howsoever arising whether in contract, tort, negligence, strict liability or any other basis, including without limitation, direct or indirect, special, incidental, consequential or punitive damages arising i) from incompleteness, inaccuracy, unreliability, unsuitability or unavailability with respect to this FFS and/or reliance thereon; or ii) from reproduction or use of the information/copyright/trademark contained in the FFS.

SC's approval or authorisation, or the registration, lodgement or submission of the Prospectus/ Information Memorandum does not amount to nor indicate that the SC has recommended or endorsed the Fund or the Fund Fact Sheet.