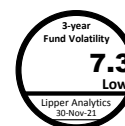


FUND OBJECTIVE

The Maybank Financial Institutions Income Asia Fund ("MFIINA" or "the Fund") is a fixed income fund aims to provide Unit Holders income* through investing in a portfolio of Fixed Income Securities issued by financial institutions.

Any material change to the investment objective of the Fund would require Unit Holders' approval.

*Income will be reinvested in the form of Units only.



FUND INFORMATION

Fund Category

Fixed Income

Fund Type

Income

Launch Date

26-Aug-14

Benchmark

12-month Maybank Fixed Deposit rate + 1.5% per annum

NAV Per Unit

RM 1.0838

Fund Size

RM 49.50 million

Distribution Policy

Subject to availability of income, distribution shall be at least on a semi-annual basis.

Initial Offer Price (IOP)

RM1.0000

Sales Charge

Up to 3.00% of the NAV per Unit of the Fund

Redemption Charge

Nil

Annual Management Fee

Up to 1.00% per annum of the NAV of the Fund

Annual Trustee Fee

Up to 0.04% per annum of the NAV of the Fund, subject to a minimum fee of RM15,000.00 per annum and a maximum fee of RM150,000.00 per annum accrued daily and paid monthly to the Trustee.

Min. Initial Investment

RM1,000.00 or such other lower amount as determined by Manager from time to time.

Min. Additional Investment

RM100.00 or such other lower amount as determined by Manager from time to time.

Cut-off time for injection / Withdrawal

4.00 p.m. on a Business Day as stated in Prospectus / Information Memorandum. Do note that times may differ from respective distributors.

Period of payment after withdrawal

Within 10 calendar days

Financial Year End

31-May

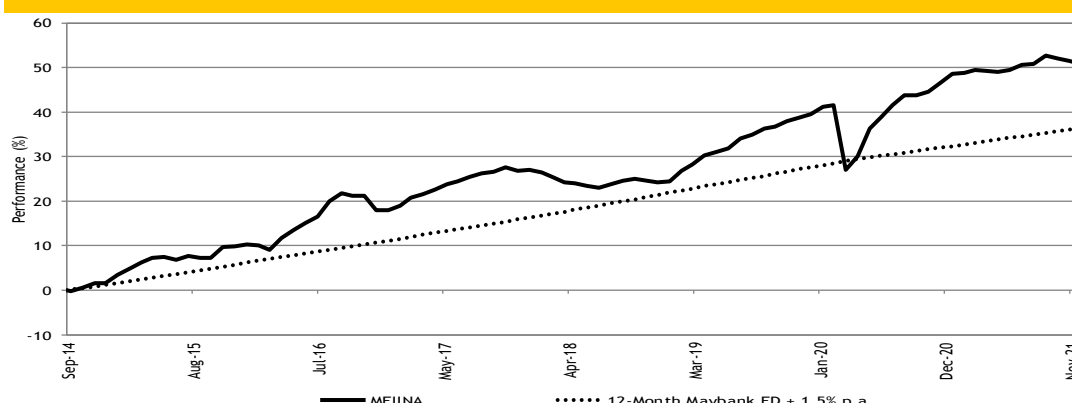
Portfolio Yield

4.03%

Portfolio Duration

2.97 years

Performance Record as at 30-Nov-21



** Performance record from 21 Sept 14 - 30 Nov 21, income reinvested, calculated in MYR

** Inclusive of distribution since inception (if any)

Source: Novagmi Analytics and Advisory Sdn. Bhd.

Performance (%) Return as at 30-Nov-21

Total Return	YTD	1 Mth	3 Mth	6 Mth	1 Yr	3 Yr	5 Yr	SI
Fund	1.50	-0.48	-1.27	0.84	2.87	21.39	27.71	50.75
Benchmark	3.06	0.27	0.82	1.67	3.35	12.36	23.18	36.43

	Annualised Return			Calendar Year Return				
	3 Yr	5 Yr	SI	2020	2019	2018	2017	2016
Fund	6.67	5.01	5.87	6.49	12.12	-2.05	7.69	6.91
Benchmark	3.96	4.26	4.41	3.68	4.68	4.85	4.60	4.70


Source: Novagmi Analytics and Advisory Sdn. Bhd.

Income Distribution History

Date	Gross (sen)	Yield (%)	Total yield (%)
26/11/2021	1.00	0.92	4.65
27/05/2021	4.00	3.69	
2020	3.00	-	2.86
2019	6.00	-	5.75
2018	4.00	-	3.95

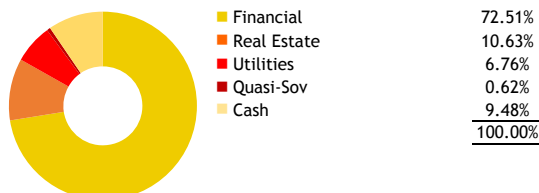
Source: Maybank Asset Management Sdn. Bhd.

Asset Allocation as at 30-Nov-21



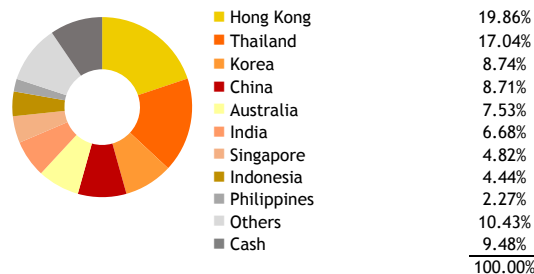
Source: Maybank Asset Management Sdn. Bhd.

Sector Allocation as at 30-Nov-21



Source: Maybank Asset Management Sdn. Bhd.

Country Allocation as at 30-Nov-21



Source: Maybank Asset Management Sdn. Bhd.

Top 10 Holdings as at 30-Nov-21

MACQUARIE BANK LTD (LONDON BRANCH) 6.125 PERP	7.19%
BNP PARIBAS SA 6.625% PERP	4.53%
BANK OF EAST ASIA 5.825% PERP	4.42%
KASIKORNBANK PCL 5.275% PERP	4.42%
NANYANG COMMERCIAL BANK LTD 3.8% 20.11.29	4.36%
PEAK RE BVI HLDN 5.35% PERP	4.36%
BANK OF MONTREAL 4.8% PERP	4.32%
GLOBAL PRIME CAPITAL PTE LTD 5.5% 18.10.23	4.28%
RENEW POWER LTD 6.45% 27.09.22	4.28%
HEUNGKUK LIFE INSURANCE CO LTD 4.475% 09.11.2047	4.27%

Source: Maybank Asset Management Sdn. Bhd.

Credit Ratings as at 30-Nov-21

AA	3.04%
A	17.25%
BBB	34.26%
BB	33.78%
NR	2.19%
	<u>90.52%</u>

Source: Maybank Asset Management Sdn. Bhd.



The yield of the distributions are calculated based on the total dividend payout/ex-distribution NAV.

Based on the fund's portfolio returns as at 30 November 2021, the Volatility Factor (VF) for this fund is 7.34 and is classified as "Low". (Source: Lipper). "Low" includes funds with VF that are above 4.265 and less than or equal to 10.84 (source: Lipper). The VF means there is a possibility for the fund in generating an upside return or downside return around this VF. The Volatility Class (VC) is assigned by Lipper based on quintile ranks of VF for qualified funds. VF is subject to monthly revision and VC will be revised every six months. The fund's portfolio may have changed since this date and there is no guarantee that the fund will continue to have the same VF or VC in the future. Presently, only funds launched in the market for at least 36 months will display the VF and its VC.

The term "Maybank AM" used herein refers to Maybank Asset Management. This Fund Fact Sheet ("FFS") is for informational purpose only. You should seek your own financial advice from a licensed adviser before investing in this Fund. Maybank AM does not make any representations or warranties of any kind express or implied, about the completeness, accuracy, reliability, suitability or availability with respect to the information contained herein.

Investors are advised to read and understand the contents of the Prospectus dated 4 January 2021 and the Fund's Product Highlights Sheets ("PHS") before investing. The Prospectus and PHS are available at our nearest representative offices and investors have the right to request for a copy of the Prospectus and PHS. The Prospectus has been registered with the Securities Commission Malaysia who takes no responsibility for its contents.

You should be aware that investments in unit trust funds carry risks. An outline of the risks are contained in the Prospectus. Unit prices and income distribution, if any, may rise or fall. Past performance of a fund is not an indicative of future performance. Please consider the fees and charges involved before investing. Units will be issued upon receipt of completed application form accompanying the Prospectus and subject to terms and conditions therein.

In no event shall Maybank AM be liable for any loss or damages howsoever arising whether in contract, tort, negligence, strict liability or any other basis, including without limitation, direct or indirect, special, incidental, consequential or punitive damages arising i) from incompleteness, inaccuracy, unreliability, unsuitability or unavailability with respect to this FFS and/or reliance thereon; or ii) from reproduction or use of the information/copyright/trademark contained in the FFS.

SC's approval or authorisation, or the registration, lodgement or submission of the Prospectus/ Information Memorandum does not amount to nor indicate that the SC has recommended or endorsed the Fund or the Fund Fact Sheet.