

**FUND OBJECTIVE**

The Maybank Flexi Income Fund - MYR Class ("MFIFMYR" or "the Fund") is a fixed income fund that aims to outperform its benchmark by investing in a portfolio of fixed income securities, equities, real estate investment trusts ("REITs") and/or exchange-traded funds ("ETFs").

Any material change to the investment objective of the Fund would require Unit Holders' approval

**FUND INFORMATION**

**Fund Category**  
 Fixed Income

**Fund Type**  
 Income

**Launch Date**  
 28-Nov-19

**Inception Date**  
 27-Dec-19

**Benchmark**  
 70% Maybank 12-month fixed deposits rate + 30% MSCI Asia Pacific Ex-Japan Index

**NAV Per Unit**  
 RM 1.0130

**Class Size**  
 RM 9.13 million

**Total Fund Size (all classes)**  
 RM 80.12 million

**Distribution Policy**  
 Subject to availability of income, distribution will be made on a quarterly basis. Distribution will be made from realised income and/or gain.

**Initial Offer Price (IOP)**  
 RM1.0000

**Sales Charge**  
 Up to 3.00% of the NAV per Unit

**Redemption Charge**  
 Nil

**Annual Management Fee**  
 Up to 1.50% per annum of the NAV of each Class

**Annual Trustee Fee**  
 Up to 0.04% per annum of the NAV of the Fund, (excluding foreign custodian fees and charges) accrued daily and paid monthly to the Manager

**Min. Initial Investment**  
 RM1,000 or such other amount as may be decided by the Manager from time to time.

**Min. Additional Investment**  
 RM100 or such other amount as may be decided by the Manager from time to time.

**Cut-off time for injection / Withdrawal**  
 4.00 p.m. on a Business Day as stated in Prospectus / Information Memorandum. Do note that times may differ from respective distributors.

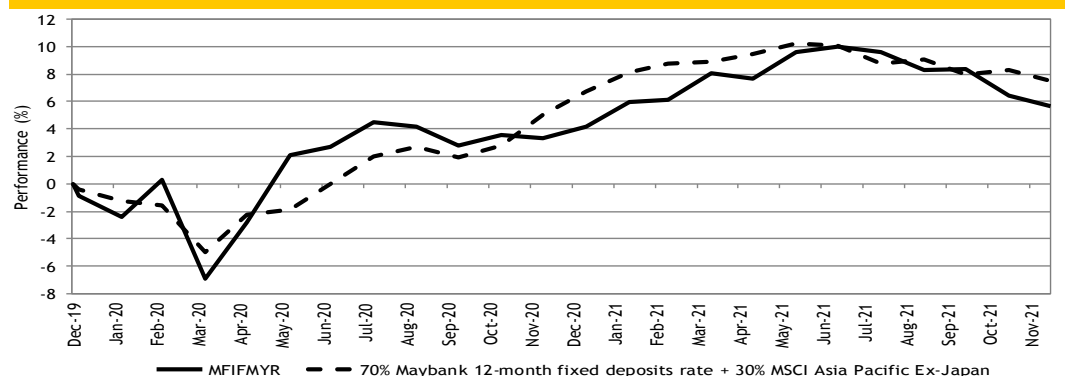
**Period of payment after withdrawal**  
 Within 10 calendar days

**Financial Year End**  
 31-Aug

**Portfolio Yield**  
 5.25%

**Portfolio Duration**  
 3.89 years

**Performance Record as at 30-Nov-21**



\*\* Performance record from 27 Dec 19 - 30 Nov 21, income reinvested, calculated in MYR  
 \*\* Inclusive of distribution since inception (if any)  
 Source: Novagmi Analytics and Advisory Sdn. Bhd.

**Performance (%) Return as at 30-Nov-21**

Total Return	YTD	1 Mth	3 Mth	6 Mth	1 Yr	3 Yr	5 Yr	SI
Fund	1.42	-0.72	-2.44	-3.58	2.28	-	-	5.67
Benchmark	0.76	-0.71	-1.38	-2.49	2.39	-	-	7.52

	Annualised Return			Calendar Year Return				
	3 Yr	5 Yr	SI	2020	2019*	2018	2017	2016
Fund	-	-	2.90	5.13	-0.89	-	-	-
Benchmark	-	-	3.83	7.13	-0.39	-	-	-


\*since commencement till 31 Dec 2019  
 Source: Novagmi Analytics and Advisory Sdn. Bhd.

**Income Distribution History**

Date	Gross (sen)	Yield (%)	Total yield (%)
26/08/2021	1.45	1.39	3.48
27/05/2021	1.10	1.03	
24/02/2021	1.07	1.02	
27/11/2020	0.65	0.63	0.63

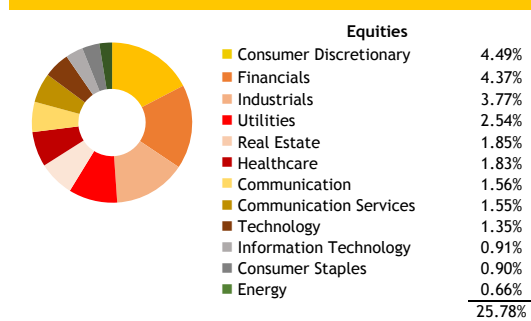
Source: Maybank Asset Management Sdn. Bhd.

**Asset Allocation as at 30-Nov-21**



Source: Maybank Asset Management Sdn. Bhd.

**Sector Allocation as at 30-Nov-21**



Source: Maybank Asset Management Sdn. Bhd.

**Total Portfolio Exposure as at 30-Nov-21**

Fixed Income	Equities	
Europe	Hong Kong	14.73%
India	Singapore	6.17%
Philippines	Indonesia	1.85%
Singapore	India	1.18%
Australia	Taiwan	1.01%
Thailand	China	0.31%
Middle East	Malaysia	0.30%
China	Philippines	0.23%
Japan		<b>25.78%</b>
Indonesia		
Korea		
Hong Kong		
<b>Total</b>		<b>68.02%</b>

Source: Maybank Asset Management Sdn. Bhd.

**Top 5 Holdings as at 30-Nov-21**

Fixed Income	Equities
SAN MIGUEL CORP 5.5% PERP	4.04%
QBE INSURANCE 5.875% PERP	3.95%
NETWORK IZI LTD 5.65% PERP	3.87%
STANDARD CHART 6% PERP	2.78%
MACQUARIE BANK LTD (LONDON BRANCH) 6.125% PERP	2.78%
CAPITALAND INVESTMENT LTD/SI	1.44%
CHINA SUNTIEN GREEN ENERGY-H	1.33%
TENCENT HOLDINGS LTD	1.24%
JD.COM INC - CL A	1.04%
TECHTRONIC INDUSTRIES CO LTD	1.03%

Source: Maybank Asset Management Sdn. Bhd.

**Characteristics**

Average Rating **BB+**

Source: Maybank Asset Management Sdn. Bhd.

The yield of the distributions are calculated based on the total dividend payout/ex-distribution NAV.

The term "Maybank AM" used herein refers to Maybank Asset Management. This Fund Fact Sheet ("FFS") is for informational purpose only. You should seek your own financial advice from a licensed adviser before investing in this Fund. Maybank AM does not make any representations or warranties of any kind express or implied, about the completeness, accuracy, reliability, suitability or availability with respect to the information contained herein.

Investors are advised to read and understand the contents of the Prospectus dated 28 November 2019, the First Supplementary Prospectus dated 22 February 2021 and the Fund's Product Highlights Sheets ("PHS") before investing. The Prospectus and PHS are available at our nearest representative offices and investors have the right to request for a copy of the Prospectus and PHS. The Prospectus has been registered with the Securities Commission Malaysia who takes no responsibility for its contents.

You should be aware that investments in unit trust funds carry risks. An outline of the risks are contained in the Prospectus. Unit prices and income distribution, if any, may rise or fall. Past performance of a fund is not an indicative of future performance. Please consider the fees and charges involved before investing. Units will be issued upon receipt of completed application form accompanying the Prospectus and subject to terms and conditions therein.

In no event shall Maybank AM be liable for any loss or damages howsoever arising whether in contract, tort, negligence, strict liability or any other basis, including without limitation, direct or indirect, special, incidental, consequential or punitive damages arising i) from incompleteness, inaccuracy, unreliability, unsuitability or unavailability with respect to this FFS and/or reliance thereon; or ii) from reproduction or use of the information/copyright/trademark contained in the FFS.

SC's approval or authorisation, or the registration, lodgement or submission of the Prospectus/ Information Memorandum does not amount to nor indicate that the SC has recommended or endorsed the Fund or the Fund Fact Sheet.

**FUND OBJECTIVE**

The Maybank Flexi Income Fund - MYR (Hedged) Class ("MFIFMYRH" or "the Fund") is a fixed income fund that aims to outperform its benchmark by investing in a portfolio of fixed income securities, equities, real estate investment trusts ("REITs") and/or exchange-traded funds ("ETFs").

Any material change to the investment objective of the Fund would require Unit Holders' approval

**FUND INFORMATION**

**Fund Category**  
Fixed Income

**Fund Type**  
Income

**Launch Date**  
28-Nov-19

**Inception Date**  
27-Dec-19

**Benchmark**  
70% Maybank 12-month fixed deposits rate + 30% MSCI Asia Pacific Ex-Japan Index

**NAV Per Unit**  
RM 1.0093

**Class Size**  
RM 62.86 million

**Total Fund Size (all classes)**  
RM 80.12 million

**Distribution Policy**  
Subject to availability of income, distribution will be made on a quarterly basis. Distribution will be made from realised income and/or gain.

**Initial Offer Price (IOP)**  
RM1.0000

**Sales Charge**  
Up to 3.00% of the NAV per Unit

**Redemption Charge**  
Nil

**Annual Management Fee**  
Up to 1.50% per annum of the NAV of each Class

**Annual Trustee Fee**  
Up to 0.04% per annum of the NAV of the Fund, (excluding foreign custodian fees and charges) accrued daily and paid monthly to the Manager

**Min. Initial Investment**  
RM1,000 or such other amount as may be decided by the Manager from time to time.

**Min. Additional Investment**  
RM100 or such other amount as may be decided by the Manager from time to time.

**Cut-off time for injection / Withdrawal**  
4.00 p.m. on a Business Day as stated in Prospectus / Information Memorandum. Do note that times may differ from respective distributors.

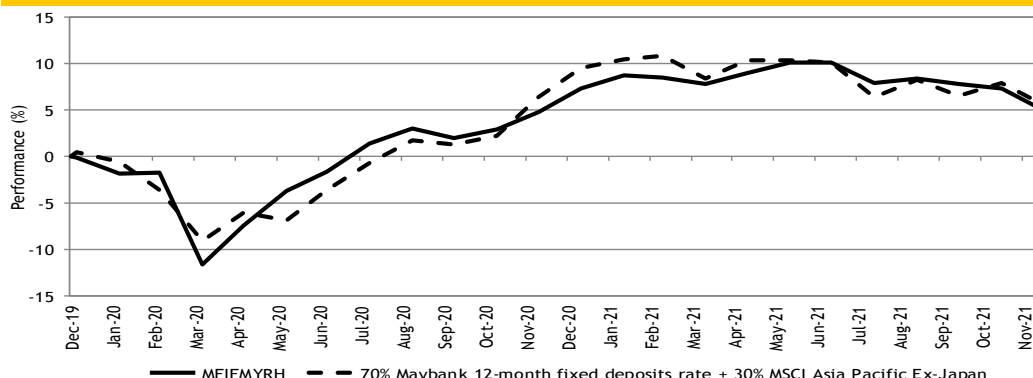
**Period of payment after withdrawal**  
Within 10 calendar days

**Financial Year End**  
31-Aug

**Portfolio Yield**  
5.25%

**Portfolio Duration**  
3.89 years

**Performance Record as at 30-Nov-21**



\*\* Performance record from 27 Dec 19 - 30 Nov 21, income reinvested, calculated in MYRH  
\*\* Inclusive of distribution since inception (if any)  
Source: Novagni Analytics and Advisory Sdn. Bhd.

**Performance (%) Return as at 30-Nov-21**

Total Return	YTD	1 Mth	3 Mth	6 Mth	1 Yr	3 Yr	5 Yr	SI
Fund	-2.24	-2.15	-3.18	-4.72	0.14	-	-	4.97
Benchmark	-3.64	-2.23	-2.53	-4.37	-0.78	-	-	5.57

	Annualised Return			Calendar Year Return				
	3 Yr	5 Yr	SI	2020	2019*	2018	2017	2016
Fund	-	-	2.55	7.44	-0.06	-	-	-
Benchmark	-	-	2.85	8.99	0.51	-	-	-


\*since commencement till 31 Dec 2019  
Source: Novagni Analytics and Advisory Sdn. Bhd.

**Income Distribution History**

Date	Gross (sen)	Yield (%)	Total yield (%)
26/08/2021	0.70	0.67	
27/05/2021	1.10	1.03	2.73
24/02/2021	1.07	1.00	
27/11/2020	1.35	1.30	1.30

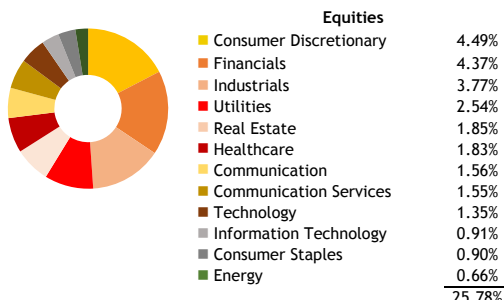
Source: Maybank Asset Management Sdn. Bhd.

**Asset Allocation as at 30-Nov-21**



Source: Maybank Asset Management Sdn. Bhd.

**Sector Allocation as at 30-Nov-21**



Source: Maybank Asset Management Sdn. Bhd.

**Total Portfolio Exposure as at 30-Nov-21**

Fixed Income	Equities	
Europe	Hong Kong	14.73%
India	Singapore	6.17%
Philippines	Indonesia	1.85%
Singapore	India	1.18%
Australia	Taiwan	1.01%
Thailand	China	0.31%
Middle East	Malaysia	0.30%
China	Philippines	0.23%
Japan		<b>25.78%</b>
Indonesia		
Korea		
Hong Kong		
<b>Total</b>		<b>68.02%</b>

Source: Maybank Asset Management Sdn. Bhd.

**Top 5 Holdings as at 30-Nov-21**

Fixed Income	Equities		
SAN MIGUEL CORP 5.5% PERP	CAPITALAND INVESTMENT LTD/SI	4.04%	1.44%
QBE INSURANCE 5.875% PERP	CHINA SUNTIEN GREEN ENERGY-H	3.95%	1.33%
NETWORK IZI LTD 5.65% PERP	TENCENT HOLDINGS LTD	3.87%	1.24%
STANDARD CHART 6% PERP	JD.COM INC - CL A	2.78%	1.04%
MACQUARIE BANK LTD (LONDON BRANCH) 6.125% PERP	TECHTRONIC INDUSTRIES CO LTD	2.78%	1.03%

Source: Maybank Asset Management Sdn. Bhd.

**Characteristics**

Average Rating: BB+

Source: Maybank Asset Management Sdn. Bhd.

The yield of the distributions are calculated based on the total dividend payout/ex-distribution NAV.

The term "Maybank AM" used herein refers to Maybank Asset Management. This Fund Fact Sheet ("FFS") is for informational purpose only. You should seek your own financial advice from a licensed adviser before investing in this Fund. Maybank AM does not make any representations or warranties of any kind express or implied, about the completeness, accuracy, reliability, suitability or availability with respect to the information contained herein.

Investors are advised to read and understand the contents of the Prospectus dated 28 November 2019, the First Supplementary Prospectus dated 22 February 2021 and the Fund's Product Highlights Sheets ("PHS") before investing. The Prospectus and PHS are available at our nearest representative offices and investors have the right to request for a copy of the Prospectus and PHS. The Prospectus has been registered with the Securities Commission Malaysia who takes no responsibility for its contents.

You should be aware that investments in unit trust funds carry risks. An outline of the risks are contained in the Prospectus. Unit prices and income distribution, if any, may rise or fall. Past performance of a fund is not an indicative of future performance. Please consider the fees and charges involved before investing. Units will be issued upon receipt of completed application form accompanying the Prospectus and subject to terms and conditions therein.

In no event shall Maybank AM be liable for any loss or damages howsoever arising whether in contract, tort, negligence, strict liability or any other basis, including without limitation, direct or indirect, special, incidental, consequential or punitive damages arising i) from incompleteness, inaccuracy, unreliability, unsuitability or unavailability with respect to this FFS and/or reliance thereon; or ii) from reproduction or use of the information/copyright/trademark contained in the FFS.

SC's approval or authorisation, or the registration, lodgement or submission of the Prospectus/ Information Memorandum does not amount to nor indicate that the SC has recommended or endorsed the Fund or the Fund Fact Sheet.

**FUND OBJECTIVE**

The Maybank Flexi Income Fund - SGD (Hedged) Class ("MFIFSGDH" or "the Fund") is a fixed income fund that aims to outperform its benchmark by investing in a portfolio of fixed income securities, equities, real estate investment trusts ("REITs") and/or exchange-traded funds ("ETFs").

Any material change to the investment objective of the Fund would require Unit Holders' approval

**FUND INFORMATION**

**Fund Category**  
Fixed Income

**Fund Type**  
Income

**Launch Date**  
28-Nov-19

**Inception Date**  
27-Dec-19

**Benchmark**  
70% Maybank 12-month fixed deposits rate + 30% MSCI Asia Pacific Ex-Japan Index

**NAV Per Unit**  
SGD 0.9855

**Class Size**  
SGD 0.43 million

**Total Fund Size (all classes)**  
RM 80.12 million

**Distribution Policy**

Subject to availability of income, distribution will be made on a quarterly basis. Distribution will be made from realised income and/or gain.

**Initial Offer Price (IOP)**  
SGD 1.0000

**Sales Charge**  
Up to 3.00% of the NAV per Unit

**Redemption Charge**  
Nil

**Annual Management Fee**  
Up to 1.50% per annum of the NAV of each Class

**Annual Trustee Fee**  
Up to 0.04% per annum of the NAV of the Fund, (excluding foreign custodian fees and charges) accrued daily and paid monthly to the Manager

**Min. Initial Investment**  
SGD1,000 or such other amount as may be decided by the Manager from time to time.

**Min. Additional Investment**  
SGD100 or such other amount as may be decided by the Manager from time to time.

**Cut-off time for injection / Withdrawal**  
4.00 p.m. on a Business Day as stated in Prospectus / Information Memorandum. Do note that times may differ from respective distributors.

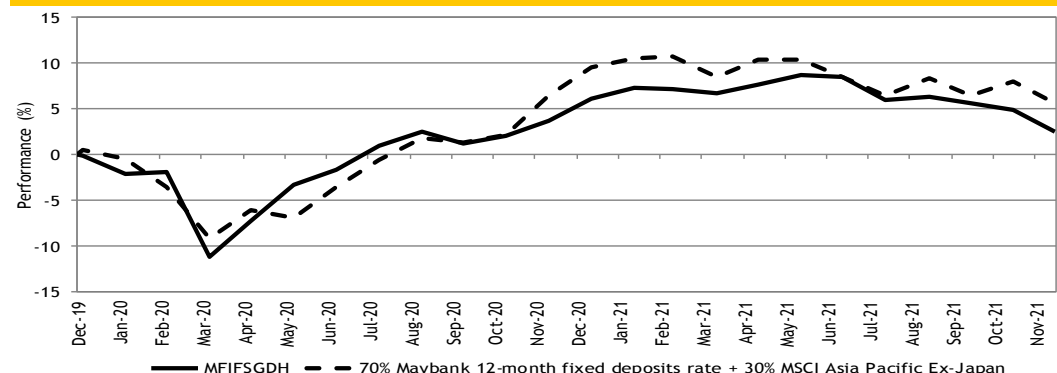
**Period of payment after withdrawal**  
Within 10 calendar days

**Financial Year End**  
31-Aug

**Portfolio Yield**  
5.25%

**Portfolio Duration**  
3.89 years

**Performance Record as at 30-Nov-21**



\*\* Performance record from 27 Dec 19 - 30 Nov 21, income reinvested, calculated in SGD\$  
\*\* Inclusive of distribution since inception (if any)  
Source: Novagmi Analytics and Advisory Sdn. Bhd.

**Performance (%) Return as at 30-Nov-21**

Total Return	YTD	1 Mth	3 Mth	6 Mth	1 Yr	3 Yr	5 Yr	SI
Fund	-3.30	-2.24	-3.59	-5.66	-1.14	-	-	2.54
Benchmark	-3.64	-2.23	-2.53	-4.37	-0.78	-	-	5.57

	Annualised Return			Calendar Year Return				
	3 Yr	5 Yr	SI	2020	2019*	2018	2017	2016
Fund	-	-	1.31	6.13	-0.08	-	-	-
Benchmark	-	-	2.85	8.99	0.51	-	-	-


\*since commencement till 31 Dec 2019  
Source: Novagmi Analytics and Advisory Sdn. Bhd.

**Income Distribution History**

Date	Gross (sen)	Yield (%)	Total yield (%)
26/08/2021	0.70	0.69	
27/05/2021	1.10	1.05	2.77
24/02/2021	1.07	1.01	
27/11/2020	1.35	1.31	1.31

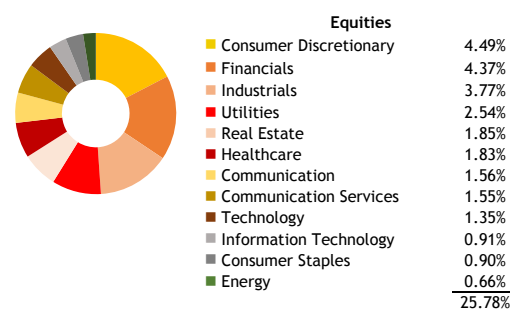
Source: Maybank Asset Management Sdn. Bhd.

**Asset Allocation as at 30-Nov-21**



Source: Maybank Asset Management Sdn. Bhd.

**Sector Allocation as at 30-Nov-21**



Source: Maybank Asset Management Sdn. Bhd.

**Total Portfolio Exposure as at 30-Nov-21**

Fixed Income		Equities	
Europe	11.51%	Hong Kong	14.73%
India	10.83%	Singapore	6.17%
Philippines	7.58%	Indonesia	1.85%
Singapore	7.12%	India	1.18%
Australia	6.42%	Taiwan	1.01%
Thailand	6.09%	China	0.31%
Middle East	4.97%	Malaysia	0.30%
China	4.69%	Philippines	0.23%
Japan	3.20%	<b>Total</b>	<b>25.78%</b>
Indonesia	2.58%		
Korea	2.10%		
Hong Kong	0.93%		
<b>Total</b>	<b>68.02%</b>		

Source: Maybank Asset Management Sdn. Bhd.

**Top 5 Holdings as at 30-Nov-21**

Fixed Income		Equities	
SAN MIGUEL CORP 5.5% PERP	4.04%	CAPITALAND INVESTMENT LTD/SI	1.44%
QBE INSURANCE 5.875% PERP	3.95%	CHINA SUNTIEN GREEN ENERGY-H	1.33%
NETWORK I2I LTD 5.65% PERP	3.87%	TENCENT HOLDINGS LTD	1.24%
STANDARD CHART 6% PERP	2.78%	JD.COM INC - CL A	1.04%
MACQUARIE BANK LTD (LONDON BRANCH) 6.125% PERP	2.78%	TECHTRONIC INDUSTRIES CO LTD	1.03%

Source: Maybank Asset Management Sdn. Bhd.

**Characteristics**

Average Rating: **BB+**

Source: Maybank Asset Management Sdn. Bhd.

The yield of the distributions are calculated based on the total dividend payout/ex-distribution NAV.

The term "Maybank AM" used herein refers to Maybank Asset Management. This Fund Fact Sheet ("FFS") is for informational purpose only. You should seek your own financial advice from a licensed adviser before investing in this Fund. Maybank AM does not make any representations or warranties of any kind express or implied, about the completeness, accuracy, reliability, suitability or availability with respect to the information contained herein.

Investors are advised to read and understand the contents of the Prospectus dated 28 November 2019, the First Supplementary Prospectus dated 22 February 2021 and the Fund's Product Highlights Sheets ("PHS") before investing. The Prospectus and PHS are available at our nearest representative offices and investors have the right to request for a copy of the Prospectus and PHS. The Prospectus has been registered with the Securities Commission Malaysia who takes no responsibility for its contents.

You should be aware that investments in unit trust funds carry risks. An outline of the risks are contained in the Prospectus. Unit prices and income distribution, if any, may rise or fall. Past performance of a fund is not an indicative of future performance. Please consider the fees and charges involved before investing. Units will be issued upon receipt of completed application form accompanying the Prospectus and subject to terms and conditions therein.

In no event shall Maybank AM be liable for any loss or damages howsoever arising whether in contract, tort, negligence, strict liability or any other basis, including without limitation, direct or indirect, special, incidental, consequential or punitive damages arising i) from incompleteness, inaccuracy, unreliability, unsuitability or unavailability with respect to this FFS and/or reliance thereon; or ii) from reproduction or use of the information/copyright/trademark contained in the FFS.

SC's approval or authorisation, or the registration, lodgement or submission of the Prospectus/ Information Memorandum does not amount to nor indicate that the SC has recommended or endorsed the Fund or the Fund Fact Sheet.

**FUND OBJECTIVE**

The Maybank Flexi Income Fund - AUD (Hedged) Class ("MFIFAUDH" or "the Fund") is a fixed income fund that aims to outperform its benchmark by investing in a portfolio of fixed income securities, equities, real estate investment trusts ("REITs") and/or exchange-traded funds ("ETFs").

Any material change to the investment objective of the Fund would require Unit Holders' approval.

**FUND INFORMATION**

**Fund Category**  
 Fixed Income

**Fund Type**  
 Income

**Launch Date**  
 28-Nov-19

**Inception Date**  
 27-Dec-19

**Benchmark**  
 70% Maybank 12-month fixed deposits rate + 30% MSCI Asia Pacific Ex-Japan Index

**NAV Per Unit**  
 AUD 0.9829

**Class Size**  
 AUD 1.18 million

**Total Fund Size (all classes)**  
 RM 80.12 million

**Distribution Policy**  
 Subject to availability of income, distribution will be made on a quarterly basis. Distribution will be made from realised income and/or gain.

**Initial Offer Price (IOP)**  
 AUD 1.0000

**Sales Charge**  
 Up to 3.00% of the NAV per Unit

**Redemption Charge**  
 Nil

**Annual Management Fee**  
 Up to 1.50% per annum of the NAV of each Class

**Annual Trustee Fee**  
 Up to 0.04% per annum of the NAV of the Fund, (excluding foreign custodian fees and charges) accrued daily and paid monthly to the Manager

**Min. Initial Investment**  
 AUD1,000 or such other amount as may be decided by the Manager from time to time.

**Min. Additional Investment**  
 AUD100 or such other amount as may be decided by the Manager from time to time.

**Cut-off time for injection / Withdrawal**  
 4.00 p.m. on a Business Day as stated in Prospectus / Information Memorandum. Do note that times may differ from respective distributors.

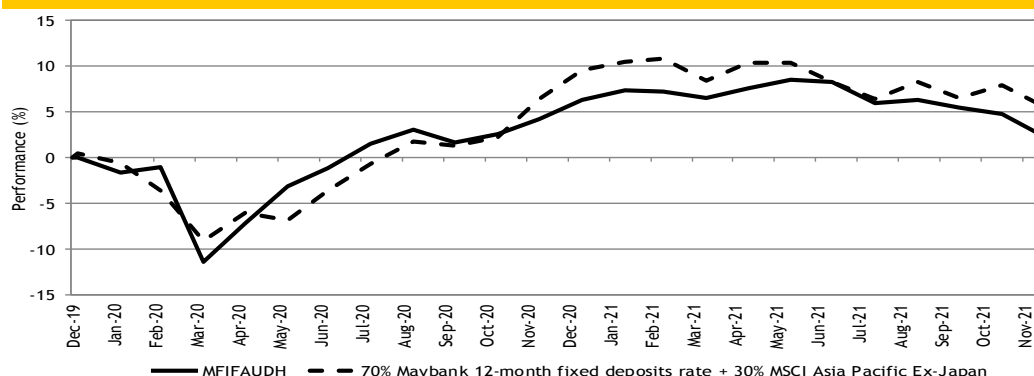
**Period of payment after withdrawal**  
 Within 10 calendar days

**Financial Year End**  
 31-Aug

**Portfolio Yield**  
 5.25%

**Portfolio Duration**  
 3.89 years

**Performance Record as at 30-Nov-21**



\*\* Performance record from 27 Dec 19 - 30 Nov 21, income reinvested, calculated in AUDH  
 \*\* Inclusive of distribution since inception (if any)  
 Source: Novagmi Analytics and Advisory Sdn. Bhd.

**Performance (%) Return as at 30-Nov-21**

Total Return	YTD	1 Mth	3 Mth	6 Mth	1 Yr	3 Yr	5 Yr	SI
Fund	-3.74	-2.36	-3.75	-5.69	-1.82	-	-	2.32
Benchmark	-3.64	-2.23	-2.53	-4.37	-0.78	-	-	5.57

	Annualised Return			Calendar Year Return				
	3 Yr	5 Yr	SI	2020	2019*	2018	2017	2016
Fund	-	-	1.20	6.29	0.00	-	-	-
Benchmark	-	-	2.85	8.99	0.51	-	-	-


\*since commencement till 31 Dec 2019  
 Source: Novagmi Analytics and Advisory Sdn. Bhd.

**Income Distribution History**

Date	Gross (sen)	Yield (%)	Total yield (%)
26/08/2021	1.40	1.38	
27/05/2021	1.10	1.04	3.46
24/02/2021	1.07	1.00	
27/11/2020	0.65	0.63	0.63

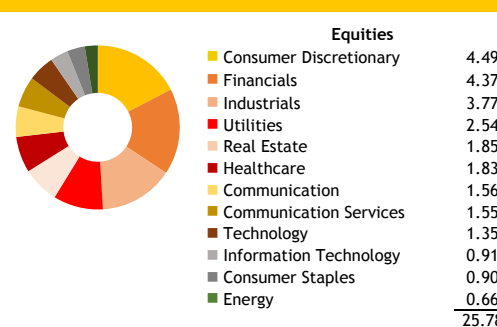
Source: Maybank Asset Management Sdn. Bhd.

**Asset Allocation as at 30-Nov-21**



Source: Maybank Asset Management Sdn. Bhd.

**Sector Allocation as at 30-Nov-21**



Source: Maybank Asset Management Sdn. Bhd.

**Total Portfolio Exposure as at 30-Nov-21**

Region	Percentage	Region	Percentage
Europe	11.51%	Hong Kong	14.73%
India	10.83%	Singapore	6.17%
Philippines	7.58%	Indonesia	1.85%
Singapore	7.12%	India	1.18%
Australia	6.42%	Taiwan	1.01%
Thailand	6.09%	China	0.31%
Middle East	4.97%	Malaysia	0.30%
China	4.69%	Philippines	0.23%
Japan	3.20%	<b>Total</b>	<b>25.78%</b>
Indonesia	2.58%		
Korea	2.10%		
Hong Kong	0.93%		
<b>Total</b>	<b>68.02%</b>		

Source: Maybank Asset Management Sdn. Bhd.

**Top 5 Holdings as at 30-Nov-21**

Company	Percentage
<b>Fixed Income</b>	
SAN MIGUEL CORP 5.5% PERP	4.04%
QBE INSURANCE 5.875% PERP	3.95%
NETWORK I2I LTD 5.65% PERP	3.87%
STANDARD CHART 6% PERP	2.78%
MACQUARIE BANK LTD (LONDON BRANCH) 6.125% PERP	2.78%
<b>Equities</b>	
CAPITALAND INVESTMENT LTD/SI	1.44%
CHINA SUNTIEN GREEN ENERGY-H	1.33%
TENCENT HOLDINGS LTD	1.24%
JD.COM INC - CL A	1.04%
TECHTRONIC INDUSTRIES CO LTD	1.03%

Source: Maybank Asset Management Sdn. Bhd.

**Characteristics**

Average Rating: **BB+**

Source: Maybank Asset Management Sdn. Bhd.

The yield of the distributions are calculated based on the total dividend payout/ex-distribution NAV.

The term "Maybank AM" used herein refers to Maybank Asset Management. This Fund Fact Sheet ("FFS") is for informational purpose only. You should seek your own financial advice from a licensed adviser before investing in this Fund. Maybank AM does not make any representations or warranties of any kind express or implied, about the completeness, accuracy, reliability, suitability or availability with respect to the information contained herein.

Investors are advised to read and understand the contents of the Prospectus dated 28 November 2019, the First Supplementary Prospectus dated 22 February 2021 and the Fund's Product Highlights Sheets ("PHS") before investing. The Prospectus and PHS are available at our nearest representative offices and investors have the right to request for a copy of the Prospectus and PHS. The Prospectus has been registered with the Securities Commission Malaysia who takes no responsibility for its contents.

You should be aware that investments in unit trust funds carry risks. An outline of the risks are contained in the Prospectus. Unit prices and income distribution, if any, may rise or fall. Past performance of a fund is not an indicative of future performance. Please consider the fees and charges involved before investing. Units will be issued upon receipt of completed application form accompanying the Prospectus and subject to terms and conditions therein.

In no event shall Maybank AM be liable for any loss or damages howsoever arising whether in contract, tort, negligence, strict liability or any other basis, including without limitation, direct or indirect, special, incidental, consequential or punitive damages arising i) from incompleteness, inaccuracy, unreliability, unsuitability or unavailability with respect to this FFS and/or reliance thereon; or ii) from reproduction or use of the information/copyright/trademark contained in the FFS.

SC's approval or authorisation, or the registration, lodgement or submission of the Prospectus/ Information Memorandum does not amount to nor indicate that the SC has recommended or endorsed the Fund or the Fund Fact Sheet.



**FUND OBJECTIVE**

The Maybank Flexi Income Fund - USD Class ("MFIFUSD" or "the Fund") is a fixed income fund that aims to outperform its benchmark by investing in a portfolio of fixed income securities, equities, real estate investment trusts ("REITs") and/or exchange-traded funds ("ETFs").

Any material change to the investment objective of the Fund would require Unit Holders' approval.

**FUND INFORMATION**

**Fund Category**

Fixed Income

**Fund Type**

Income

**Launch Date**

28-Nov-19

**Inception Date**

27-Dec-19

**Benchmark**

70% Maybank 12-month fixed deposits rate + 30% MSCI Asia Pacific Ex-Japan Index

**NAV Per Unit**

USD 0.9953

**Class Size**

USD 0.78 million

**Total Fund Size (all classes)**

RM 80.12 million

**Distribution Policy**

Subject to availability of income, distribution will be made on a quarterly basis. Distribution will be made from realised income and/or gain.

**Initial Offer Price (IOP)**

USD 1.0000

**Sales Charge**

Up to 3.00% of the NAV per Unit

**Redemption Charge**

Nil

**Annual Management Fee**

Up to 1.50% per annum of the NAV of each Class

**Annual Trustee Fee**

Up to 0.04% per annum of the NAV of the Fund, (excluding foreign custodian fees and charges) accrued daily and paid monthly to the Manager

**Min. Initial Investment**

USD1,000 or such other amount as may be decided by the Manager from time to time.

**Min. Additional Investment**

USD100 or such other amount as may be decided by the Manager from time to time.

**Cut-off time for injection / Withdrawal**

4.00 p.m. on a Business Day as stated in Prospectus / Information Memorandum. Do note that times may differ from respective distributors.

**Period of payment after withdrawal**

Within 10 calendar days

**Financial Year End**

31-Aug

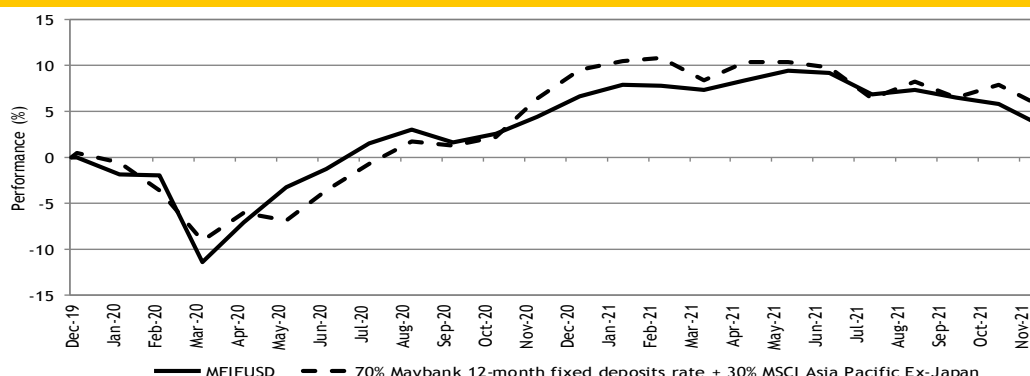
**Portfolio Yield**

5.25%

**Portfolio Duration**

3.89 years

**Performance Record as at 30-Nov-21**



\*\* Performance record from 27 Dec 19 - 30 Nov 21, income reinvested, calculated in USD  
 \*\* Inclusive of distribution since inception (if any)  
 Source: Novagmi Analytics and Advisory Sdn. Bhd.

**Performance (%) Return as at 30-Nov-21**

Total Return	YTD	1 Mth	3 Mth	6 Mth	1 Yr	3 Yr	5 Yr	SI
Fund	-2.93	-2.15	-3.50	-5.34	-0.82	-	-	3.55
Benchmark	-3.64	-2.23	-2.53	-4.37	-0.78	-	-	5.57

	Annualised Return			Calendar Year Return				
	3 Yr	5 Yr	SI	2020	2019*	2018	2017	2016
Fund	-	-	1.82	6.72	-0.04	-	-	-
Benchmark	-	-	2.85	8.99	0.51	-	-	-


\*since commencement till 31 Dec 2019  
 Source: Novagmi Analytics and Advisory Sdn. Bhd.

**Income Distribution History**

Date	Gross (sen)	Yield (%)	Total yield (%)
26/08/2021	1.45	1.41	
27/05/2021	1.10	1.03	3.48
24/02/2021	1.07	1.00	
27/11/2020	0.65	0.62	0.62

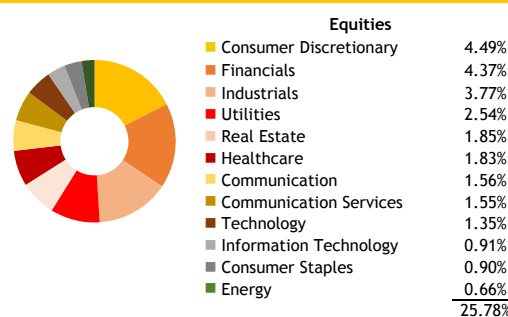
Source: Maybank Asset Management Sdn. Bhd.

**Asset Allocation as at 30-Nov-21**



Source: Maybank Asset Management Sdn. Bhd.

**Sector Allocation as at 30-Nov-21**



Source: Maybank Asset Management Sdn. Bhd.

**Total Portfolio Exposure as at 30-Nov-21**

Fixed Income		Equities	
Europe	11.51%	Hong Kong	14.73%
India	10.83%	Singapore	6.17%
Philippines	7.58%	Indonesia	1.85%
Singapore	7.12%	India	1.18%
Australia	6.42%	Taiwan	1.01%
Thailand	6.09%	China	0.31%
Middle East	4.97%	Malaysia	0.30%
China	4.69%	Philippines	0.23%
Japan	3.20%	<b>Total</b>	<b>25.78%</b>
Indonesia	2.58%		
Korea	2.10%		
Hong Kong	0.93%		
<b>Total</b>	<b>68.02%</b>		

Source: Maybank Asset Management Sdn. Bhd.

**Top 5 Holdings as at 30-Nov-21**

Fixed Income		Equities	
SAN MIGUEL CORP 5.5% PERP	4.04%	CAPITALAND INVESTMENT LTD/SI	1.44%
QBE INSURANCE 5.875% PERP	3.95%	CHINA SUNTIEN GREEN ENERGY-H	1.33%
NETWORK I2I LTD 5.65% PERP	3.87%	TENCENT HOLDINGS LTD	1.24%
STANDARD CHART 6% PERP	2.78%	JD.COM INC - CL A	1.04%
MACQUARIE BANK LTD (LONDON BRANCH) 6.125% PERP	2.78%	TECHTRONIC INDUSTRIES CO LTD	1.03%

Source: Maybank Asset Management Sdn. Bhd.

**Characteristics**

Average Rating: **BB+**

Source: Maybank Asset Management Sdn. Bhd.

The yield of the distributions are calculated based on the total dividend payout/ex-distribution NAV.

The term "Maybank AM" used herein refers to Maybank Asset Management. This Fund Fact Sheet ("FFS") is for informational purpose only. You should seek your own financial advice from a licensed adviser before investing in this Fund. Maybank AM does not make any representations or warranties of any kind express or implied, about the completeness, accuracy, reliability, suitability or availability with respect to the information contained herein.

Investors are advised to read and understand the contents of the Prospectus dated 28 November 2019, the First Supplementary Prospectus dated 22 February 2021 and the Fund's Product Highlights Sheets ("PHS") before investing. The Prospectus and PHS are available at our nearest representative offices and investors have the right to request for a copy of the Prospectus and PHS. The Prospectus has been registered with the Securities Commission Malaysia who takes no responsibility for its contents.

You should be aware that investments in unit trust funds carry risks. An outline of the risks are contained in the Prospectus. Unit prices and income distribution, if any, may rise or fall. Past performance of a fund is not an indicative of future performance. Please consider the fees and charges involved before investing. Units will be issued upon receipt of completed application form accompanying the Prospectus and subject to terms and conditions therein.

In no event shall Maybank AM be liable for any loss or damages howsoever arising whether in contract, tort, negligence, strict liability or any other basis, including without limitation, direct or indirect, special, incidental, consequential or punitive damages arising i) from incompleteness, inaccuracy, unreliability, unsuitability or unavailability with respect to this FFS and/or reliance thereon; or ii) from reproduction or use of the information/copyright/trademark contained in the FFS.

SC's approval or authorisation, or the registration, lodgement or submission of the Prospectus/ Information Memorandum does not amount to nor indicate that the SC has recommended or endorsed the Fund or the Fund Fact Sheet.