

**FUND OBJECTIVE**

The Maybank Global Mixed Assets-I Fund - Class A MYR ("MGMAIAMYR" or "the Fund") is a mixed assets fund that seeks to achieve a target net return of 6% per annum in USD terms over Medium to Long Term.  
Any material changes to the investment objective of the Fund would require Unit Holders' approval.

**FUND INFORMATION**

**Fund Category**

Mixed Assets

**Fund Type**

Growth

**Launch Date**

17-Jun-19

**Benchmark**

Absolute return of 6% per annum (in USD term)

**NAV Per Unit**

RM 1.2952

**Class Size**

RM 180.80 million

**Total Fund Size (all classes)**

RM 889.86 million

**Distribution Policy**

Subject to availability of income, the Fund endeavours to distribute income on an annual basis.

Distribution will be made from realised income and / or gain.

**Initial Offer Price (IOP)**

RM1.0000

**Sales Charge**

Up to 5.00% of the NAV per Unit of each Class

**Redemption Charge**

Nil

**Annual Management Fee**

Up to 1.80% per annum of the NAV of each Class

**Annual Trustee Fee**

Up to 0.045% per annum of the Nav of the Fund, subject to a minimum fee of RM6,000 per annum (excluding foreign custodian fees and charge) accrued daily and paid monthly to the Trustee.

**Min. Initial Investment**

MYR1,000 or such other amount as determined by the Manager from time to time.

**Min. Additional Investment**

MYR100 or such other amount as determined by the Manager from time to time.

**Cut-off time for injection / Withdrawal**

4.00 p.m. on a Business Day as stated in Prospectus / Information Memorandum. Do note that times may differ from respective distributors.

**Period of payment after withdrawal**

Within 10 calendar days

**Financial Year End**

31-Oct

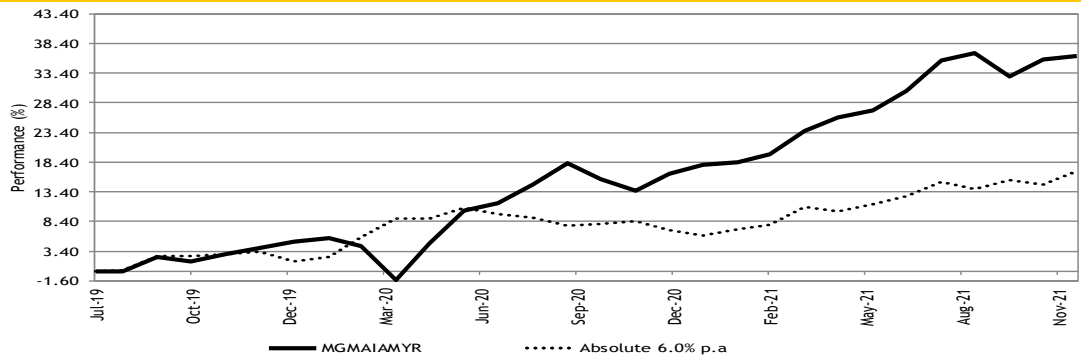
**Portfolio Yield**

2.06%

**Portfolio Duration**

5.42 years

**Performance Record as at 30-Nov-21**



\*\* Performance record from 7 Jul 19 - 30 Nov 21, income reinvested, calculated in MYR

\*\* Inclusive of distribution since inception (if any)

Source: Novagani Analytics and Advisory Sdn. Bhd.

**Performance (%) Return as at 30-Nov-21**

Total Return	YTD	1 Mth	3 Mth	6 Mth	1 Yr	3 Yr	5 Yr	SI
Fund	15.54	0.40	-0.34	7.17	17.02	-	-	36.27
Benchmark	10.20	1.96	2.56	4.91	9.31	-	-	16.86

	Annualised Return			Calendar Year Return				
	3 Yr	5 Yr	SI	2020	2019*	2018	2017	2016
Fund	-	-	13.75	12.33	4.99	-	-	-
Benchmark	-	-	6.70	4.23	1.75	-	-	-

\*since commencement till 31 Dec 2019


Source: Novagani Analytics and Advisory Sdn. Bhd.

**Income Distribution History**

Date	Gross (sen)	Yield (%)	Total yield (%)
27/10/2021	2.00	1.55	1.55
29/09/2020	4.00	3.60	3.60

Source: Maybank Asset Management Sdn. Bhd.

**Asset Allocation as at 30-Nov-21**



Source: Maybank Asset Management Sdn. Bhd.

**Sector Allocation as at 30-Nov-21**

Sukuk	Equities
Sovereign 11.31%	Internet 10.46%
Banks 7.16%	Software 7.36%
Electric 3.69%	Semiconductors 7.13%
Telecommunications 2.31%	Computers 4.00%
Real Estate 1.75%	Machinery-Diversified 3.64%
Commercial Services 1.62%	Healthcare-Products 3.47%
Oil&Gas 1.14%	Electrical 3.04%
Chemicals 0.50%	Electronics 2.99%
Multi-National 0.19%	Pharmaceuticals 2.81%
<b>29.67%</b>	Retail 2.07%
	Others 15.25%
	<b>62.22%</b>

Source: Maybank Asset Management Sdn. Bhd.

**Country Allocation as at 30-Nov-21**

Sukuk	Equities
United Arab Emirates 8.19%	United States 41.26%
Malaysia 7.10%	Taiwan 3.56%
Saudi Arabia 6.85%	France 3.37%
Indonesia 4.93%	Japan 3.12%
Qatar 1.51%	Netherlands 2.07%
Kuwait 0.89%	China 2.06%
Supranational 0.20%	Canada 1.67%
<b>29.67%</b>	Switzerland 1.51%
	Hong Kong 1.23%
	Ireland 0.94%
	Denmark 0.80%
	Britain 0.63%
	<b>62.22%</b>

Source: Maybank Asset Management Sdn. Bhd.

**Top 5 Holdings as at 30-Nov-21**

Sukuk	Equities
MALAYSIA WAKALA SUKUK 2.070% 28.04.31 2.84%	MICROSOFT CORP 3.27%
PERUSAHAAN PENERBIT SBSN INDONESIA III 2.800% 23.06.30 2.18%	ALPHABET INC 3.16%
KSA SUKUK LIMITED 3.628% 20.04.27 2.05%	APPLE INC 2.80%
EMIRATES ISLAMIC BANK 2.082% 02.11.26 1.89%	ASML HOLDING NV 2.06%
AXIATA 2.163% 19.08.30 1.72%	TAIWAN SEMICONDUCTOR MANUFACTURING CO LTD 2.05%

Source: Maybank Asset Management Sdn. Bhd.

**Credit Ratings as at 30-Nov-21**

AA	0.19%
A	13.03%
BBB	16.45%
	<b>29.67%</b>

Source: Maybank Asset Management Sdn. Bhd.



The yield of the distributions are calculated based on the total dividend payout/ex-distribution NAV.

The term "Maybank AM" used herein refers to Maybank Asset Management. This Fund Fact Sheet ("FFS") is for informational purpose only. You should seek your own financial advice from a licensed adviser before investing in this Fund. Maybank AM does not make any representations or warranties of any kind express or implied, about the completeness, accuracy, reliability, suitability or availability with respect to the information contained herein.

Investors are advised to read and understand the contents of the Prospectus dated 17 June 2019, the First Supplementary Prospectus dated 15 June 2020, the Second Supplementary Prospectus dated 17 September 2020, the Third Supplementary Prospectus dated 22 February 2021 and the Fund's Product Highlights Sheets ("PHS") before investing. The Prospectus and PHS are available at our nearest representative offices and investors have the right to request for a copy of the Prospectus and PHS. The Prospectus has been registered with the Securities Commission Malaysia who takes no responsibility for its contents.

You should be aware that investments in unit trust funds carry risks. An outline of the risks are contained in the Prospectus. Unit prices and income distribution, if any, may rise or fall. Past performance of a fund is not an indicative of future performance. Please consider the fees and charges involved before investing. Units will be issued upon receipt of completed application form accompanying the Prospectus and subject to terms and conditions therein.

In no event shall Maybank AM be liable for any loss or damages howsoever arising whether in contract, tort, negligence, strict liability or any other basis, including without limitation, direct or indirect, special, incidental, consequential or punitive damages arising i) from incompleteness, inaccuracy, unreliability, unsuitability or unavailability with respect to this FFS and/or reliance thereon; or ii) from reproduction or use of the information/copyright/trademark contained in the FFS.

SC's approval or authorisation, or the registration, lodgement or submission of the Prospectus/ Information Memorandum does not amount to nor indicate that the SC has recommended or endorsed the Fund or the Fund Fact Sheet.

**FUND OBJECTIVE**

The Maybank Global Mixed Assets-I Fund - Class B MYR (Hedged) ("MGMAIBMYRH" or "the Fund") is a mixed assets fund that seeks to achieve a target net return of 6% per annum in USD terms over Medium to Long Term.  
Any material changes to the investment objective of the Fund would require Unit Holders' approval.

**FUND INFORMATION**

**Fund Category**

Mixed Assets

**Fund Type**

Growth

**Launch Date**

17-Jun-19

**Benchmark**

Absolute return of 6% per annum (in USD term)

**NAV Per Unit**

RM 1.2893

**Class Size**

RM 558.32 million

**Total Fund Size (all classes)**

RM 889.86 million

**Distribution Policy**

Subject to availability of income, the Fund endeavours to distribute income on an annual basis.

Distribution will be made from realised income and / or gain.

**Initial Offer Price (IOP)**

RM1.0000

**Sales Charge**

Up to 5.00% of the NAV per Unit of each Class

**Redemption Charge**

Nil

**Annual Management Fee**

Up to 1.80% per annum of the NAV of each Class

**Annual Trustee Fee**

Up to 0.045% per annum of the Nav of the Fund, subject to a minimum fee of RM6,000 per annum (excluding foreign custodian fees and charge) accrued daily and paid monthly to the Trustee.

**Min. Initial Investment**

MYR1,000 or such other amount as determined by the Manager from time to time.

**Min. Additional Investment**

MYR100 or such other amount as determined by the Manager from time to time.

**Cut-off time for injection /**

**Withdrawal**

4.00 p.m. on a Business Day as stated in Prospectus / Information Memorandum. Do note that times may differ from respective distributors.

**Period of payment after**

**withdrawal**

Within 10 calendar days

**Financial Year End**

31-Oct

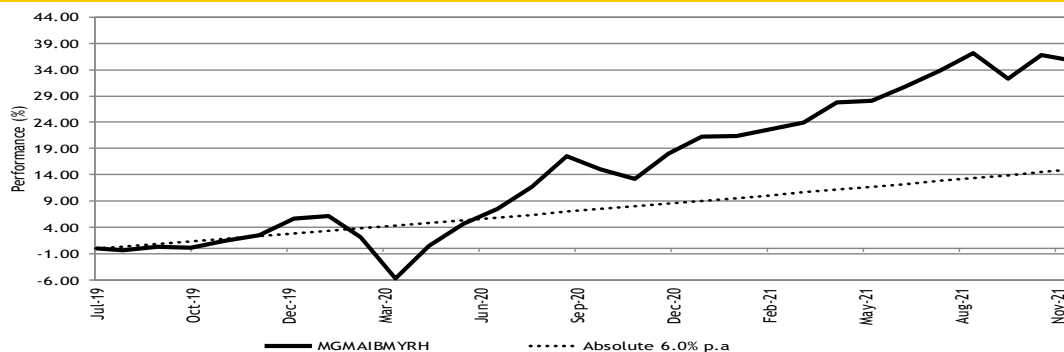
**Portfolio Yield**

2.06%

**Portfolio Duration**

5.42 years

**Performance Record as at 30-Nov-21**



\*\* Performance record from 7 Jul 19 - 30 Nov 21, income reinvested, calculated in MYR

\*\* Inclusive of distribution since inception (if any)

Source: Novagmi Analytics and Advisory Sdn. Bhd.

**Performance (%) Return as at 30-Nov-21**

Total Return	YTD	1 Mth	3 Mth	6 Mth	1 Yr	3 Yr	5 Yr	SI
Fund	11.84	-0.88	-1.02	5.89	14.86	-	-	35.66
Benchmark	5.48	0.48	1.46	2.96	6.00	-	-	15.01

	Annualised Return			Calendar Year Return				
	3 Yr	5 Yr	SI	2020	2019*	2018	2017	2016
Fund	-	-	13.53	14.75	5.70	-	-	-
Benchmark	-	-	5.99	4.23	1.75	-	-	-

\*Since commencement till 31 Dec 2019

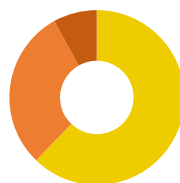
Source: Novagmi Analytics and Advisory Sdn. Bhd.

**Income Distribution History**

Date	Gross (sen)	Yield (%)	Total yield (%)
27/10/2021	2.00	1.55	1.55
29/09/2020	4.00	3.62	3.62

Source: Maybank Asset Management Sdn. Bhd.

**Asset Allocation as at 30-Nov-21**



Equities	62.22%
Sukuk	29.67%
Cash	8.11%
<b>Total</b>	<b>100.00%</b>

Source: Maybank Asset Management Sdn. Bhd.

**Sector Allocation as at 30-Nov-21**

Sukuk	Equities
Sovereign	Internet
11.31%	10.46%
Banks	Software
7.16%	7.36%
Electric	Semiconductors
3.69%	7.13%
Telecommunications	Computers
2.31%	4.00%
Real Estate	Machinery-Diversified
1.75%	3.64%
Commercial Services	Healthcare-Products
1.62%	3.47%
Oil&Gas	Electrical
1.14%	3.04%
Chemicals	Electronics
0.50%	2.99%
Multi-National	Pharmaceuticals
0.19%	2.81%
<b>29.67%</b>	Retail
	2.07%
	Others
	15.25%
	<b>62.22%</b>

Source: Maybank Asset Management Sdn. Bhd.

**Country Allocation as at 30-Nov-21**

Sukuk	Equities
United Arab Emirates	United States
8.19%	41.26%
Malaysia	Taiwan
7.10%	3.56%
Saudi Arabia	France
6.85%	3.37%
Indonesia	Japan
4.93%	3.12%
Qatar	Netherlands
1.51%	2.07%
Kuwait	China
0.89%	2.06%
Supranational	Canada
<b>0.20%</b>	1.67%
<b>29.67%</b>	Switzerland
	1.51%
	Hong Kong
	1.23%
	Ireland
	0.94%
	Denmark
	0.80%
	Britain
	0.63%
	<b>62.22%</b>

Source: Maybank Asset Management Sdn. Bhd.

**Top 5 Holdings as at 30-Nov-21**

Sukuk	Equities
MALAYSIA WAKALA SUKUK 2.070% 28.04.31	MICROSOFT CORP
2.84%	3.27%
PERUSAHAAN PENERBIT SBSN INDONESIA III 2.800% 23.06.30	ALPHABET INC
2.18%	3.16%
KSA SUKUK LIMITED 3.628% 20.04.27	APPLE INC
2.05%	2.80%
EMIRATES ISLAMIC BANK 2.082% 02.11.26	ASML HOLDING NV
1.89%	2.06%
AXIATA 2.163% 19.08.30	TAIWAN SEMICONDUCTOR MANUFACTURING CO LTD
1.72%	2.05%

Source: Maybank Asset Management Sdn. Bhd.

**Credit Ratings as at 30-Nov-21**

AA	0.19%
A	13.03%
BBB	16.45%
<b>Total</b>	<b>29.67%</b>

Source: Maybank Asset Management Sdn. Bhd.



The yield of the distributions are calculated based on the total dividend payout/ex-distribution NAV.

The term "Maybank AM" used herein refers to Maybank Asset Management. This Fund Fact Sheet ("FFS") is for informational purpose only. You should seek your own financial advice from a licensed adviser before investing in this Fund. Maybank AM does not make any representations or warranties of any kind express or implied, about the completeness, accuracy, reliability, suitability or availability with respect to the information contained herein.

Investors are advised to read and understand the contents of the Prospectus dated 17 June 2019, the First Supplementary Prospectus dated 15 June 2020, the Second Supplementary Prospectus dated 17 September 2020, the Third Supplementary Prospectus dated 22 February 2021 and the Fund's Product Highlights Sheets ("PHS") before investing. The Prospectus and PHS are available at our nearest representative offices and investors have the right to request for a copy of the Prospectus and PHS. The Prospectus has been registered with the Securities Commission Malaysia who takes no responsibility for its contents.

You should be aware that investments in unit trust funds carry risks. An outline of the risks are contained in the Prospectus. Unit prices and income distribution, if any, may rise or fall. Past performance of a fund is not an indicative of future performance. Please consider the fees and charges involved before investing. Units will be issued upon receipt of completed application form accompanying the Prospectus and subject to terms and conditions therein.

In no event shall Maybank AM be liable for any loss or damages howsoever arising whether in contract, tort, negligence, strict liability or any other basis, including without limitation, direct or indirect, special, incidental, consequential or punitive damages arising i) from incompleteness, inaccuracy, unreliability, unsuitability or unavailability with respect to this FFS and/or reliance thereon; or ii) from reproduction or use of the information/copyright/trademark contained in the FFS.

SC's approval or authorisation, or the registration, lodgement or submission of the Prospectus/ Information Memorandum does not amount to nor indicate that the SC has recommended or endorsed the Fund or the Fund Fact Sheet.

**FUND OBJECTIVE**

The Maybank Global Mixed Assets-I Fund - Class E SGD (Hedged) ("MGMAIESGDH" or "the Fund") is a mixed assets fund that seeks to achieve a target net return of 6% per annum in USD terms over Medium to Long Term.  
Any material changes to the investment objective of the Fund would require Unit Holders' approval.

**FUND INFORMATION**

**Fund Category**

Mixed Assets

**Fund Type**

Growth

**Launch Date**

15-Jun-20

**Inception Date**

15-Jun-20

**Benchmark**

Absolute return of 6% per annum (in USD term)

**NAV Per Unit**

SGD 1.2052

**Class Size**

SGD 9.95 million

**Total Fund Size (all classes)**

RM 889.86 million

**Distribution Policy**

Subject to availability of income, the Fund endeavours to distribute income on an annual basis. Distribution will be made from realised income and / or gain.

**Initial Offer Price (IOP)**

SGD 1.0000

**Sales Charge**

Up to 5.00% of the NAV per Unit of each Class

**Redemption Charge**

Nil

**Annual Management Fee**

Up to 1.80% per annum of the NAV of each Class

**Annual Trustee Fee**

Up to 0.045% per annum of the Nav of the Fund, subject to a minimum fee of RM6,000 per annum (excluding foreign custodian fees and charge) accrued daily and paid monthly to the Trustee.

**Min. Initial Investment**

SGD1,000 or such other amount as determined by the Manager from time to time.

**Min. Additional Investment**

SGD100 or such other amount as determined by the Manager from time to time.

**Cut-off time for injection / Withdrawal**

4.00 p.m. on a Business Day as stated in Prospectus / Information Memorandum. Do note that times may differ from respective distributors.

**Period of payment after withdrawal**

Within 10 calendar days

**Financial Year End**

31-Oct

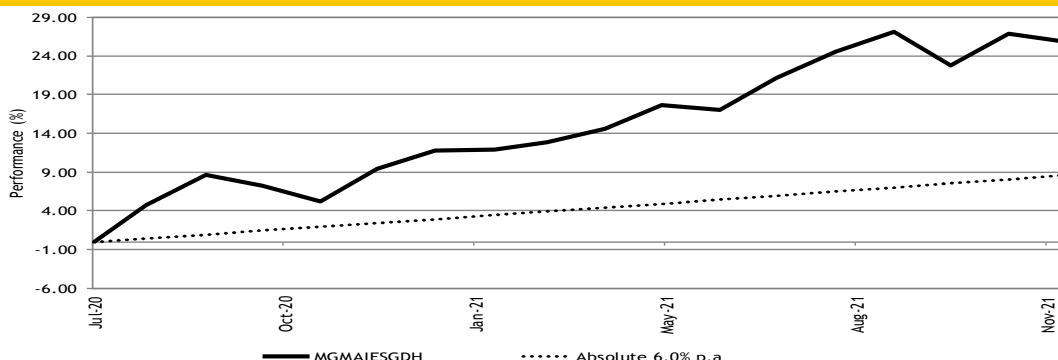
**Portfolio Yield**

2.06%

**Portfolio Duration**

5.42 years

**Performance Record as at 30-Nov-21**



\*\* Performance record from 3 Jul 20 - 30 Nov 21, income reinvested, calculated in SGD Hedged

\*\* Inclusive of distribution since inception (if any)

Source: Novagni Analytics and Advisory Sdn. Bhd.

**Performance (%) Return as at 30-Nov-21**

Total Return	YTD	1 Mth	3 Mth	6 Mth	1 Yr	Annualised Return			SI	
						3 Yr	5 Yr	SI		
Fund	12.54	-0.81	-1.00	7.50	14.98	-	-	-	25.81	
Benchmark	5.48	0.48	1.46	2.96	6.00	-	-	-	8.56	
						Calendar Year Return				
						2020*	2019	2018	2017	2016
Fund						11.79	-	-	-	-
Benchmark						2.92	-	-	-	-

\*since commencement till 31 Dec 2020


Source: Novagni Analytics and Advisory Sdn. Bhd.

**Income Distribution History**

Date	Gross (sen)	Yield (%)	Total yield (%)
27/10/2021	0.60	0.50	0.50
29/09/2020	4.00	3.88	3.88

Source: Maybank Asset Management Sdn. Bhd.

**Asset Allocation as at 30-Nov-21**



Source: Maybank Asset Management Sdn. Bhd.

**Sector Allocation as at 30-Nov-21**

Sukuk		Equities	
Sovereign	11.31%	Internet	10.46%
Banks	7.16%	Software	7.36%
Electric	3.69%	Semiconductors	7.13%
Telecommunications	2.31%	Computers	4.00%
Real Estate	1.75%	Machinery-Diversified	3.64%
Commercial Services	1.62%	Healthcare-Products	3.47%
Oil&Gas	1.14%	Electrical	3.04%
Chemicals	0.50%	Electronics	2.99%
Multi-National	0.19%	Pharmaceuticals	2.81%
	<u>29.67%</u>	Retail	2.07%
		Others	15.25%
			<u>62.22%</u>

Source: Maybank Asset Management Sdn. Bhd.

**Country Allocation as at 30-Nov-21**

Sukuk		Equities	
United Arab Emirates	8.19%	United States	41.26%
Malaysia	7.10%	Taiwan	3.56%
Saudi Arabia	6.85%	France	3.37%
Indonesia	4.93%	Japan	3.12%
Qatar	1.51%	Netherlands	2.07%
Kuwait	0.89%	China	2.06%
Supranational	0.20%	Canada	1.67%
	<u>29.67%</u>	Switzerland	1.51%
		Hong Kong	1.23%
		Ireland	0.94%
		Denmark	0.80%
		Britain	0.63%
			<u>62.22%</u>

Source: Maybank Asset Management Sdn. Bhd.

**Top 5 Holdings as at 30-Nov-21**

Sukuk		
MALAYSIA WAKALA SUKUK 2.070%	28.04.31	2.84%
PERUSAHAAN PENERBIT SBSN INDONESIA III 2.800%	23.06.30	2.18%
KSA SUKUK LIMITED 3.628%	20.04.27	2.05%
EMIRATES ISLAMIC BANK 2.082%	02.11.26	1.89%
AXIATA 2.163%	19.08.30	1.72%
Equities		
MICROSOFT CORP		3.27%
ALPHABET INC		3.16%
APPLE INC		2.80%
ASML HOLDING NV		2.06%
TAIWAN SEMICONDUCTOR MANUFACTURING CO LTD		2.05%

Source: Maybank Asset Management Sdn. Bhd.

**Credit Ratings as at 30-Nov-21**

AA	0.19%
A	13.03%
BBB	16.45%
	<u>29.67%</u>

Source: Maybank Asset Management Sdn. Bhd.

The yield of the distributions are calculated based on the total dividend payout/ex-distribution NAV.

The term "Maybank AM" used herein refers to Maybank Asset Management. This Fund Fact Sheet ("FFS") is for informational purpose only. You should seek your own financial advice from a licensed adviser before investing in this Fund. Maybank AM does not make any representations or warranties of any kind express or implied, about the completeness, accuracy, reliability, suitability or availability with respect to the information contained herein.

Investors are advised to read and understand the contents of the Prospectus dated 17 June 2019, the First Supplementary Prospectus dated 15 June 2020, the Second Supplementary Prospectus dated 17 September 2020, the Third Supplementary Prospectus dated 22 February 2021 and the Fund's Product Highlights Sheets ("PHS") before investing. The Prospectus and PHS are available at our nearest representative offices and investors have the right to request for a copy of the Prospectus and PHS. The Prospectus has been registered with the Securities Commission Malaysia who takes no responsibility for its contents.

You should be aware that investments in unit trust funds carry risks. An outline of the risks are contained in the Prospectus. Unit prices and income distribution, if any, may rise or fall. Past performance of a fund is not an indicative of future performance. Please consider the fees and charges involved before investing. Units will be issued upon receipt of completed application form accompanying the Prospectus and subject to terms and conditions therein.

In no event shall Maybank AM be liable for any loss or damages howsoever arising whether in contract, tort, negligence, strict liability or any other basis, including without limitation, direct or indirect, special, incidental, consequential or punitive damages arising i) from incompleteness, inaccuracy, unreliability, unsuitability or unavailability with respect to this FFS and/or reliance thereon; or ii) from reproduction or use of the information/copyright/trademark contained in the FFS.

SC's approval or authorisation, or the registration, lodgement or submission of the Prospectus/ Information Memorandum does not amount to nor indicate that the SC has recommended or endorsed the Fund or the Fund Fact Sheet.

**FUND OBJECTIVE**

The Maybank Global Mixed Assets-I Fund - Class D AUD (Hedged) ("MGMAIDAUDH" or "the Fund") is a mixed assets fund that seeks to achieve a target net return of 6% per annum in USD terms over Medium to Long Term.  
Any material changes to the investment objective of the Fund would require Unit Holders' approval.

**FUND INFORMATION**

**Fund Category**

Mixed Assets

**Fund Type**

Growth

**Launch Date**

15-Jun-20

**Inception Date**

15-Jun-20

**Benchmark**

Absolute return of 6% per annum (in USD term)

**NAV Per Unit**

AUD 1.1968

**Class Size**

AUD 7.98 million

**Total Fund Size (all classes)**

RM 889.86 million

**Distribution Policy**

Subject to availability of income, the Fund endeavours to distribute income on an annual basis.

Distribution will be made from realised income and / or gain.

**Initial Offer Price (IOP)**

AUD 1.0000

**Sales Charge**

Up to 5.00% of the NAV per Unit of each Class

**Redemption Charge**

Nil

**Annual Management Fee**

Up to 1.80% per annum of the NAV of each Class

**Annual Trustee Fee**

Up to 0.045% per annum of the Nav of the Fund, subject to a minimum fee of RM6,000 per annum (excluding foreign custodian fees and charge) accrued daily and paid monthly to the Trustee.

**Min. Initial Investment**

AUD1,000 or such other amount as determined by the Manager from time to time.

**Min. Additional Investment**

AUD100 or such other amount as determined by the Manager from time to time.

**Cut-off time for injection / Withdrawal**

4.00 p.m. on a Business Day as stated in Prospectus / Information Memorandum. Do note that times may differ from respective distributors.

**Period of payment after withdrawal**

Within 10 calendar days

**Financial Year End**

31-Oct

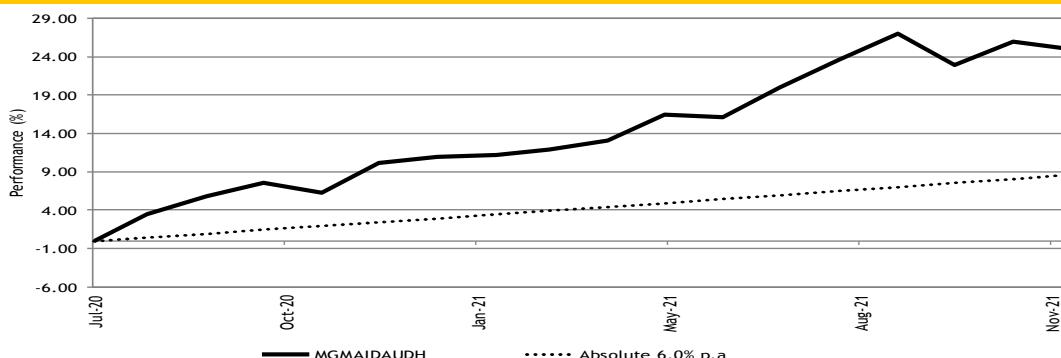
**Portfolio Yield**

2.06%

**Portfolio Duration**

5.42 years

**Performance Record as at 30-Nov-21**



\*\* Performance record from 3 Jul 20 - 30 Nov 21, income reinvested, calculated in AUD Hedged

\*\* Inclusive of distribution since inception (if any)

Source: Novagni Analytics and Advisory Sdn. Bhd.

**Performance (%) Return as at 30-Nov-21**

Total Return	YTD	1 Mth	3 Mth	6 Mth	1 Yr	3 Yr	5 Yr	SI		
									Annualised Return	
						3 Yr	5 Yr	SI		
Fund	12.58	-0.76	-1.62	7.58	13.50	-	-	24.95		
Benchmark	5.48	0.48	1.46	2.96	6.00	-	-	8.56		
						2020*	2019	2018	2017	2016
Fund			17.10			10.99	-	-	-	-
Benchmark			5.99			2.92	-	-	-	-

\*since commencement till 31 Dec 2020


Source: Novagni Analytics and Advisory Sdn. Bhd.

**Income Distribution History**

Date	Gross (sen)	Yield (%)	Total yield (%)
27/10/2021	0.60	0.50	0.50
29/09/2020	4.00	3.88	3.88

Source: Maybank Asset Management Sdn. Bhd.

**Asset Allocation as at 30-Nov-21**



Source: Maybank Asset Management Sdn. Bhd.

**Sector Allocation as at 30-Nov-21**

Sukuk		Equities	
Sovereign	11.31%	Internet	10.46%
Banks	7.16%	Software	7.36%
Electric	3.69%	Semiconductors	7.13%
Telecommunications	2.31%	Computers	4.00%
Real Estate	1.75%	Machinery-Diversified	3.64%
Commercial Services	1.62%	Healthcare-Products	3.47%
Oil&Gas	1.14%	Electrical	3.04%
Chemicals	0.50%	Electronics	2.99%
Multi-National	0.19%	Pharmaceuticals	2.81%
	<u>29.67%</u>	Retail	2.07%
		Others	15.25%
			<u>62.22%</u>

Source: Maybank Asset Management Sdn. Bhd.

**Country Allocation as at 30-Nov-21**

Sukuk		Equities	
United Arab Emirates	8.19%	United States	41.26%
Malaysia	7.10%	Taiwan	3.56%
Saudi Arabia	6.85%	France	3.37%
Indonesia	4.93%	Japan	3.12%
Qatar	1.51%	Netherlands	2.07%
Kuwait	0.89%	China	2.06%
Supranational	0.20%	Canada	1.67%
	<u>29.67%</u>	Switzerland	1.51%
		Hong Kong	1.23%
		Ireland	0.94%
		Denmark	0.80%
		Britain	0.63%
			<u>62.22%</u>

Source: Maybank Asset Management Sdn. Bhd.

**Top 5 Holdings as at 30-Nov-21**

Sukuk		
MALAYSIA WAKALA SUKUK 2.070%	28.04.31	2.84%
PERUSAHAAN PENERBIT SBSN INDONESIA III 2.800%	23.06.30	2.18%
KSA SUKUK LIMITED 3.628%	20.04.27	2.05%
EMIRATES ISLAMIC BANK 2.082%	02.11.26	1.89%
AXIATA 2.163%	19.08.30	1.72%
Equities		
MICROSOFT CORP		3.27%
ALPHABET INC		3.16%
APPLE INC		2.80%
ASML HOLDING NV		2.06%
TAIWAN SEMICONDUCTOR MANUFACTURING CO LTD		2.05%

Source: Maybank Asset Management Sdn. Bhd.

**Credit Ratings as at 30-Nov-21**

AA	0.19%
A	13.03%
BBB	16.45%
	<u>29.67%</u>

Source: Maybank Asset Management Sdn. Bhd.

The yield of the distributions are calculated based on the total dividend payout/ex-distribution NAV.

The term "Maybank AM" used herein refers to Maybank Asset Management. This Fund Fact Sheet ("FFS") is for informational purpose only. You should seek your own financial advice from a licensed adviser before investing in this Fund. Maybank AM does not make any representations or warranties of any kind express or implied, about the completeness, accuracy, reliability, suitability or availability with respect to the information contained herein.

Investors are advised to read and understand the contents of the Prospectus dated 17 June 2019, the First Supplementary Prospectus dated 15 June 2020, the Second Supplementary Prospectus dated 17 September 2020, the Third Supplementary Prospectus dated 22 February 2021 and the Fund's Product Highlights Sheets ("PHS") before investing. The Prospectus and PHS are available at our nearest representative offices and investors have the right to request for a copy of the Prospectus and PHS. The Prospectus has been registered with the Securities Commission Malaysia who takes no responsibility for its contents.

You should be aware that investments in unit trust funds carry risks. An outline of the risks are contained in the Prospectus. Unit prices and income distribution, if any, may rise or fall. Past performance of a fund is not an indicative of future performance. Please consider the fees and charges involved before investing. Units will be issued upon receipt of completed application form accompanying the Prospectus and subject to terms and conditions therein.

In no event shall Maybank AM be liable for any loss or damages howsoever arising whether in contract, tort, negligence, strict liability or any other basis, including without limitation, direct or indirect, special, incidental, consequential or punitive damages arising i) from incompleteness, inaccuracy, unreliability, unsuitability or unavailability with respect to this FFS and/or reliance thereon; or ii) from reproduction or use of the information/copyright/trademark contained in the FFS.

SC's approval or authorisation, or the registration, lodgement or submission of the Prospectus/ Information Memorandum does not amount to nor indicate that the SC has recommended or endorsed the Fund or the Fund Fact Sheet.



**FUND OBJECTIVE**

The Maybank Global Mixed Assets-I Fund - Class C USD ("MGMAICUSD" or "the Fund") is a mixed assets fund that seeks to achieve a target net return of 6% per annum in USD terms over Medium to Long Term.

Any material changes to the investment objective of the Fund would require Unit Holders' approval.

**FUND INFORMATION**

**Fund Category**

Mixed Assets

**Fund Type**

Growth

**Launch Date**

17-Jun-19

**Benchmark**

Absolute return of 6% per annum (in USD term)

**NAV Per Unit**

USD 1.2874

**Class Size**

USD 17.00 million

**Total Fund Size (all classes)**

RM 889.86 million

**Distribution Policy**

Subject to availability of income, the Fund endeavours to distribute income on an annual basis.

Distribution will be made from realised income and / or gain.

**Initial Offer Price (IOP)**

USD 1.0000

**Sales Charge**

Up to 5.00% of the NAV per Unit of each Class

**Redemption Charge**

Nil

**Annual Management Fee**

Up to 1.80% per annum of the NAV of each Class

**Annual Trustee Fee**

Up to 0.045% per annum of the Nav of the Fund, subject to a minimum fee of RM6,000 per annum (excluding foreign custodian fees and charge) accrued daily and paid monthly to the Trustee.

**Min. Initial Investment**

USD1,000 or such other amount as determined by the Manager from time to time.

**Min. Additional Investment**

USD100 or such other amount as determined by the Manager from time to time.

**Cut-off time for injection / Withdrawal**

4.00 p.m. on a Business Day as stated in Prospectus / Information Memorandum. Do note that times may differ from respective distributors.

**Period of payment after withdrawal**

Within 10 calendar days

**Financial Year End**

31-Oct

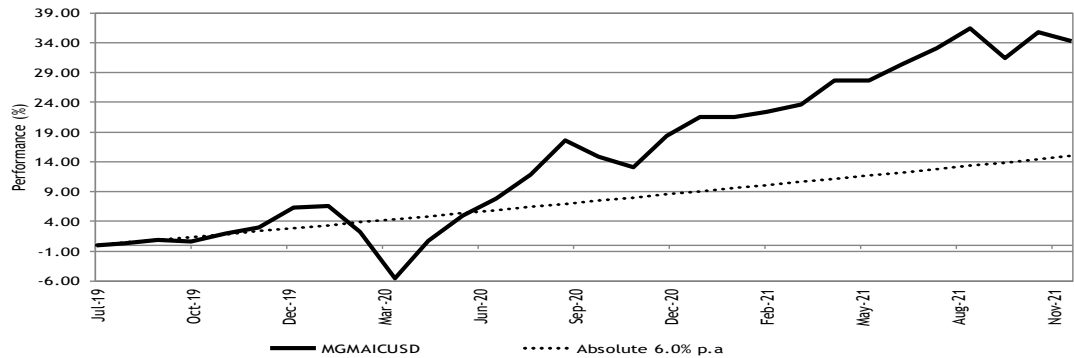
**Portfolio Yield**

2.06%

**Portfolio Duration**

5.42 years

**Performance Record as at 30-Nov-21**



\*\* Performance record from 7 Jul 19 - 30 Nov 21, income reinvested, calculated in USD

\*\* Inclusive of distribution since inception (if any)

Source: Novagmi Analytics and Advisory Sdn. Bhd.

**Performance (%) Return as at 30-Nov-21**

Total Return	YTD	1 Mth	3 Mth	6 Mth	1 Yr	3 Yr	5 Yr	SI
Fund	10.54	-1.10	-1.45	5.20	13.57	-	-	34.38
Benchmark	5.48	0.48	1.46	2.96	6.00	-	-	15.01

	Annualised Return			Calendar Year Return				
	3 Yr	5 Yr	SI	2020	2019*	2018	2017	2016
Fund	-	-	13.09	14.36	6.30	-	-	-
Benchmark	-	-	5.99	4.23	1.75	-	-	-

\*since commencement till 31 Dec 2019


Source: Novagmi Analytics and Advisory Sdn. Bhd.

**Income Distribution History**

Date	Gross (sen)	Yield (%)	Total yield (%)
27/10/2021	0.95	0.73	0.73
29/09/2020	4.00	3.62	3.62

Source: Maybank Asset Management Sdn. Bhd.

**Asset Allocation as at 30-Nov-21**



Source: Maybank Asset Management Sdn. Bhd.

**Sector Allocation as at 30-Nov-21**

Sukuk		Equities	
Sovereign	11.31%	Internet	10.46%
Banks	7.16%	Software	7.36%
Electric	3.69%	Semiconductors	7.13%
Telecommunications	2.31%	Computers	4.00%
Real Estate	1.75%	Machinery-Diversified	3.64%
Commercial Services	1.62%	Healthcare-Products	3.47%
Oil&Gas	1.14%	Electrical	3.04%
Chemicals	0.50%	Electronics	2.99%
Multi-National	0.19%	Pharmaceuticals	2.81%
	<u>29.67%</u>	Retail	2.07%
		Others	15.25%
			<u>62.22%</u>

Source: Maybank Asset Management Sdn. Bhd.

**Country Allocation as at 30-Nov-21**

Sukuk		Equities	
United Arab Emirates	8.19%	United States	41.26%
Malaysia	7.10%	Taiwan	3.56%
Saudi Arabia	6.85%	France	3.37%
Indonesia	4.93%	Japan	3.12%
Qatar	1.51%	Netherlands	2.07%
Kuwait	0.89%	China	2.06%
Supranational	0.20%	Canada	1.67%
	<u>29.67%</u>	Switzerland	1.51%
		Hong Kong	1.23%
		Ireland	0.94%
		Denmark	0.80%
		Britain	0.63%
			<u>62.22%</u>

Source: Maybank Asset Management Sdn. Bhd.

**Top 5 Holdings as at 30-Nov-21**

Sukuk		
MALAYSIA WAKALA SUKUK	2.070% 28.04.31	2.84%
PERUSAHAAN PENERBIT SBSN INDONESIA III	2.800% 23.06.30	2.18%
KSA SUKUK LIMITED	3.628% 20.04. 27	2.05%
EMIRATES ISLAMIC BANK	2.082% 02.11.26	1.89%
AXIATA	2.163% 19.08.30	1.72%

Equities	
MICROSOFT CORP	3.27%
ALPHABET INC	3.16%
APPLE INC	2.80%
ASML HOLDING NV	2.06%
TAIWAN SEMICONDUCTOR MANUFACTURING CO LTD	2.05%

Source: Maybank Asset Management Sdn. Bhd.

**Credit Ratings as at 30-Nov-21**

AA	0.19%
A	13.03%
BBB	16.45%
	<u>29.67%</u>

Source: Maybank Asset Management Sdn. Bhd.



The yield of the distributions are calculated based on the total dividend payout/ex-distribution NAV.

The term "Maybank AM" used herein refers to Maybank Asset Management. This Fund Fact Sheet ("FFS") is for informational purpose only. You should seek your own financial advice from a licensed adviser before investing in this Fund. Maybank AM does not make any representations or warranties of any kind express or implied, about the completeness, accuracy, reliability, suitability or availability with respect to the information contained herein.

Investors are advised to read and understand the contents of the Prospectus dated 17 June 2019, the First Supplementary Prospectus dated 15 June 2020, the Second Supplementary Prospectus dated 17 September 2020, the Third Supplementary Prospectus dated 22 February 2021 and the Fund's Product Highlights Sheets ("PHS") before investing. The Prospectus and PHS are available at our nearest representative offices and investors have the right to request for a copy of the Prospectus and PHS. The Prospectus has been registered with the Securities Commission Malaysia who takes no responsibility for its contents.

You should be aware that investments in unit trust funds carry risks. An outline of the risks are contained in the Prospectus. Unit prices and income distribution, if any, may rise or fall. Past performance of a fund is not an indicative of future performance. Please consider the fees and charges involved before investing. Units will be issued upon receipt of completed application form accompanying the Prospectus and subject to terms and conditions therein.

In no event shall Maybank AM be liable for any loss or damages howsoever arising whether in contract, tort, negligence, strict liability or any other basis, including without limitation, direct or indirect, special, incidental, consequential or punitive damages arising i) from incompleteness, inaccuracy, unreliability, unsuitability or unavailability with respect to this FFS and/or reliance thereon; or ii) from reproduction or use of the information/copyright/trademark contained in the FFS.

SC's approval or authorisation, or the registration, lodgement or submission of the Prospectus/ Information Memorandum does not amount to nor indicate that the SC has recommended or endorsed the Fund or the Fund Fact Sheet.



**FUND OBJECTIVE**

The Maybank Global Mixed Assets-I Fund - Class G USD (Institutional) (Distribution) ("MGMAIGUSDII" or "the Fund") is a mixed assets fund that seeks to achieve a target net return of 6% per annum in USD terms over Medium to Long Term.  
Any material changes to the investment objective of the Fund would require Unit Holders' approval.

**FUND INFORMATION**

**Fund Category**

Mixed Assets

**Fund Type**

Growth

**Launch Date**

17-Sep-20

**Inception Date**

17-Sep-20

**Benchmark**

Absolute return of 6% per annum (in USD term)

**NAV Per Unit**

USD 1.1832

**Class Size**

USD 5.92 million

**Total Fund Size (all classes)**

RM 889.86 million

**Distribution Policy**

Subject to availability of income, the Fund endeavours to distribute income on an annual basis.

Distribution will be made from realised income and / or gain.

**Initial Offer Price (IOP)**

USD 1.0000

**Sales Charge**

Nil

**Redemption Charge**

Nil

**Annual Management Fee**

Up to 0.50% per annum of the NAV of the Class

**Annual Trustee Fee**

Up to 0.045% per annum of the Nav of the Fund, subject to a minimum fee of RM6,000 per annum (excluding foreign custodian fees and charge) accrued daily and paid monthly to the Trustee.

**Min. Initial Investment**

USD1,000,000 or such other amount as determined by the Manager from time to time.

**Min. Additional Investment**

USD10,000 or such other amount as determined by the Manager from time to time.

**Cut-off time for injection / Withdrawal**

4.00 p.m. on a Business Day as stated in Prospectus / Information Memorandum. Do note that times may differ from respective distributors.

**Period of payment after withdrawal**

Within 10 calendar days

**Financial Year End**

31-Oct

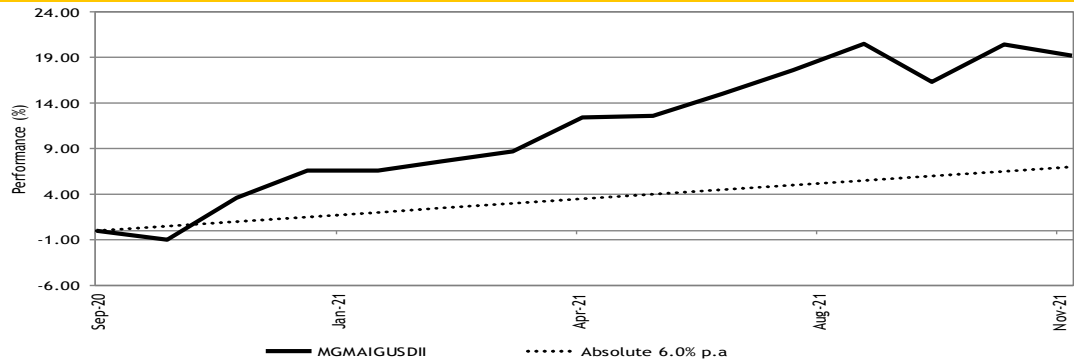
**Portfolio Yield**

2.06%

**Portfolio Duration**

5.42 years

**Performance Record as at 30-Nov-21**



\*\* Performance record from 30 Sep 20 - 30 Nov 21, income reinvested, calculated in USD i

\*\* Inclusive of distribution since inception (if any)

Source: Novagmi Analytics and Advisory Sdn. Bhd.

**Performance (%) Return as at 30-Nov-21**

Total Return	YTD	1 Mth	3 Mth	6 Mth	1 Yr	3 Yr	5 Yr	SI
Fund	11.90	-0.95	-1.08	5.91	15.10	-	-	19.27
Benchmark	5.48	0.48	1.46	2.96	6.00	-	-	7.03

	Annualised Return			Calendar Year Return				
	3 Yr	5 Yr	SI	2020*	2019	2018	2017	2016
Fund	-	-	16.30	6.58	-	-	-	-
Benchmark	-	-	6.00	1.48	-	-	-	-

\*since commencement till 31 Dec 2020

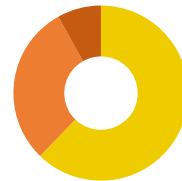
Source: Novagmi Analytics and Advisory Sdn. Bhd.

**Income Distribution History**

Date	Gross (sen)	Yield (%)	Total yield (%)
27/10/2021	0.95	0.80	0.80

Source: Maybank Asset Management Sdn. Bhd.

**Asset Allocation as at 30-Nov-21**



Equities	62.22%
Sukuk	29.67%
Cash	8.11%
<b>Total</b>	<b>100.00%</b>

Source: Maybank Asset Management Sdn. Bhd.

**Sector Allocation as at 30-Nov-21**

Sukuk	Equities
Sovereign 11.31%	Internet 10.46%
Banks 7.16%	Software 7.36%
Electric 3.69%	Semiconductors 7.13%
Telecommunications 2.31%	Computers 4.00%
Real Estate 1.75%	Machinery-Diversified 3.64%
Commercial Services 1.62%	Healthcare-Products 3.47%
Oil&Gas 1.14%	Electrical 3.04%
Chemicals 0.50%	Electronics 2.99%
Multi-National 0.19%	Pharmaceuticals 2.81%
<b>29.67%</b>	Retail 2.07%
	Others 15.25%
	<b>62.22%</b>

Source: Maybank Asset Management Sdn. Bhd.

**Country Allocation as at 30-Nov-21**

Sukuk	Equities
United Arab Emirates 8.19%	United States 41.26%
Malaysia 7.10%	Taiwan 3.56%
Saudi Arabia 6.85%	France 3.37%
Indonesia 4.93%	Japan 3.12%
Qatar 1.51%	Netherlands 2.07%
Kuwait 0.89%	China 2.06%
Supranational 0.20%	Canada 1.67%
<b>29.67%</b>	Switzerland 1.51%
	Hong Kong 1.23%
	Ireland 0.94%
	Denmark 0.80%
	Britain 0.63%
	<b>62.22%</b>

Source: Maybank Asset Management Sdn. Bhd.

**Top 5 Holdings as at 30-Nov-21**

Sukuk	Equities
MALAYSIA WAKALA SUKUK 2.070% 28.04.31 2.84%	
PERUSAHAAN PENERBIT SBSN INDONESIA III 2.800% 23.06.30 2.18%	
KSA SUKUK LIMITED 3.628% 20.04. 27 2.05%	
EMIRATES ISLAMIC BANK 2.082% 02.11.26 1.89%	
AXIATA 2.163% 19.08.30 1.72%	
	MICROSOFT CORP 3.27%
	ALPHABET INC 3.16%
	APPLE INC 2.80%
	ASML HOLDING NV 2.06%
	TAIWAN SEMICONDUCTOR MANUFACTURING CO LTD 2.05%

Source: Maybank Asset Management Sdn. Bhd.

**Credit Ratings as at 30-Nov-21**

AA	0.19%
A	13.03%
BBB	16.45%
<b>Total</b>	<b>29.67%</b>

Source: Maybank Asset Management Sdn. Bhd.



The yield of the distributions are calculated based on the total dividend payout/ex-distribution NAV.

The term "Maybank AM" used herein refers to Maybank Asset Management. This Fund Fact Sheet ("FFS") is for informational purpose only. You should seek your own financial advice from a licensed adviser before investing in this Fund. Maybank AM does not make any representations or warranties of any kind express or implied, about the completeness, accuracy, reliability, suitability or availability with respect to the information contained herein.

Investors are advised to read and understand the contents of the Prospectus dated 17 June 2019, the First Supplementary Prospectus dated 15 June 2020, the Second Supplementary Prospectus dated 17 September 2020, the Third Supplementary Prospectus dated 22 February 2021 and the Fund's Product Highlights Sheets ("PHS") before investing. The Prospectus and PHS are available at our nearest representative offices and investors have the right to request for a copy of the Prospectus and PHS. The Prospectus has been registered with the Securities Commission Malaysia who takes no responsibility for its contents.

You should be aware that investments in unit trust funds carry risks. An outline of the risks are contained in the Prospectus. Unit prices and income distribution, if any, may rise or fall. Past performance of a fund is not an indicative of future performance. Please consider the fees and charges involved before investing. Units will be issued upon receipt of completed application form accompanying the Prospectus and subject to terms and conditions therein.

In no event shall Maybank AM be liable for any loss or damages howsoever arising whether in contract, tort, negligence, strict liability or any other basis, including without limitation, direct or indirect, special, incidental, consequential or punitive damages arising i) from incompleteness, inaccuracy, unreliability, unsuitability or unavailability with respect to this FFS and/or reliance thereon; or ii) from reproduction or use of the information/copyright/trademark contained in the FFS.

SC's approval or authorisation, or the registration, lodgement or submission of the Prospectus/ Information Memorandum does not amount to nor indicate that the SC has recommended or endorsed the Fund or the Fund Fact Sheet.