

**FUND OBJECTIVE**

The Maybank Institutional Income Management-I Fund ("MIIMF" or "the Fund") is a mixed assets fund (wholesale) that aims to provide Unit Holders with consistent income stream through investments in a diversified portfolio of sukuk.

**FUND INFORMATION**

**Fund Category**  
Mixed Assets (wholesale)

**Fund Type**  
Income

**Launch Date**  
9-Mar-20

**Benchmark**  
Maybank 1 month Islamic deposit rate

**NAV Per Unit**  
RM 1.3006

**Fund Size**  
RM 1,377.25

**Distribution Policy**

Distribution, if any, will be incidental for the first financial year. Thereafter, distribution, if any, shall be made on a quarterly basis (subject to the availability of income).

**Initial Offer Price (IOP)**  
RM 1.0000

**Sales Charge**  
Up to 0.50% of the NAV per Unit

**Redemption Charge**  
Nil

**Annual Management Fee**  
Up to 0.35% per annum of the NAV of the Fund, calculated and accrued daily, and is payable monthly to us.

**Annual Trustee Fee**  
Up to 0.04% per annum of the NAV of the Fund, calculated and accrued daily and is payable monthly to the Trustee, subject to a minimum fee of RM12,000 per annum.

**Min. Initial Investment**  
RM 500,000

**Min. Additional Investment**  
RM 50,000

**Cut-off time for injection / Withdrawal**  
4.00 p.m. on a Business Day as stated in Prospectus / Information Memorandum. Do note that times may differ from respective distributors.

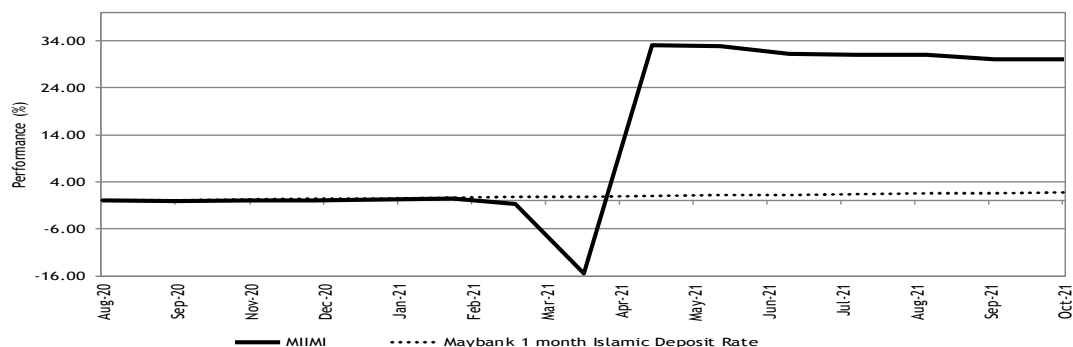
**Period of payment after withdrawal**  
Within 3 business days. However, in the event that the redemption requests/ applications constitute more than 5% of the Fund's NAV on a particular Business Day, the redemption proceeds in respect of those redemption requests/ applications will be paid to the Unit Holders within ten (10) Business Days

**Financial Year End**  
31-Oct

**Portfolio Yield**  
-

**Portfolio Duration**  
-

**Performance Record as at 31-Oct-21**



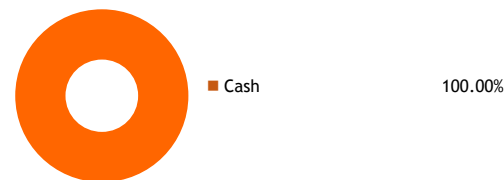
\*\* Performance record from 28 Aug 20 - 31 Oct 21, income reinvested, calculated in MYR  
\* Inclusive of distribution since inception (if any)  
Source: Novagni Analytics and Advisory Sdn. Bhd.

**Performance (%) Return as at 31-Oct-21**

| Total Return | YTD               | 1 Mth | 3 Mth | 6 Mth                | 1 Yr  | 3 Yr | 5 Yr | SI    |      |
|--------------|-------------------|-------|-------|----------------------|-------|------|------|-------|------|
| Fund         | 29.66             | -0.02 | -0.76 | -2.19                | 29.90 | -    | -    | 30.06 |      |
| Benchmark    | 1.25              | 0.13  | 0.38  | 0.75                 | 1.50  | -    | -    | 1.76  |      |
|              | Annualised Return |       |       | Calendar Year Return |       |      |      |       |      |
|              |                   | 3 Yr  | 5 Yr  | SI                   | 2020* | 2019 | 2018 | 2017  | 2016 |
| Fund         |                   | -     | -     | -                    | 0.31  | -    | -    | -     | -    |
| Benchmark    |                   | -     | -     | -                    | 0.51  | -    | -    | -     | -    |


\*since commencement till 31 Dec 2020  
Source: Novagni Analytics and Advisory Sdn. Bhd.

**Asset Allocation as at 31-Oct-21**



Source: Maybank Asset Management Sdn. Bhd.

**Sector Allocation as at 31-Oct-21**



Source: Maybank Asset Management Sdn. Bhd.

**Credit Ratings as at 31-Oct-21**



Source: Maybank Asset Management Sdn. Bhd.



The yield of the distributions are calculated based on the total dividend payout/ex-distribution NAV.

The term "Maybank AM" used herein refers to Maybank Asset Management. This Fund Fact Sheet ("FFS") is for informational purpose only. You should seek your own financial advice from a licensed adviser before investing in this Fund. Maybank AM does not make any representations or warranties of any kind express or implied, about the completeness, accuracy, reliability, suitability or availability with respect to the information contained herein.

Investors are advised to read and understand the contents of the Master Information Memorandum dated 09 March 2020 and the Fund's Product Highlights Sheets ("PHS") before investing. The Information Memorandum and PHS are available at our nearest representative offices and investors have the right to request for a copy of the Information Memorandum and PHS. The Information Memorandum has been deposited with the Securities Commission Malaysia who takes no responsibility for its contents.

You should be aware that investments in unit trust funds carry risks. An outline of the risks are contained in the Information Memorandum. Unit prices and income distribution, if any, may rise or fall. Past performance of a fund is not indicative of future performance. Please consider the fees and charges involved before investing. Units will be issued upon receipt of completed application form accompanying the Information Memorandum and subject to terms and conditions therein.

In no event shall Maybank AM be liable for any loss or damages howsoever arising whether in contract, tort, negligence, strict liability or any other basis, including without limitation, direct or indirect, special, incidental, consequential or punitive damages arising i) from incompleteness, inaccuracy, unreliability, unsuitability or unavailability with respect to this FFS and/or reliance thereon; or ii) from reproduction or use of the information/copyright/trademark contained in the FFS.

SC's approval or authorisation, or the registration, lodgement or submission of the Prospectus/ Information Memorandum does not amount to nor indicate that the SC has recommended or endorsed the Fund or the Fund Fact Sheet.