

FUND OBJECTIVE

Maybank Global Sustainable Technology Fund - MYR Class ("MGSTMYR" or "the Fund") is an equity fund that seeks to achieve capital appreciation by investing primarily in a portfolio of global technology-related equities.

Note: There is no guarantee that the Fund's investment objective will be achieved and your capital may be at risk. Any material changes to the investment objective of the Fund would require Unit Holders' approval.

FUND INFORMATION

Fund Category

Equity

Fund Type

Growth

Launch Date

18-Jan-21

Benchmark

MSCI AC World Custom Technology Index MYR

NAV Per Unit

RM 1.0891

Class Size

RM 21.17 million

Total Fund Size (all classes)

RM 166.05 million

Distribution Policy

Distribution, if any, shall be incidental and at the discretion of the Manager.

Initial Offer Price (IOP)

RM1.0000

Sales Charge

Up to 5.00% of the NAV per Unit

Redemption Charge

Nil

Annual Management Fee

Up to 1.80% per annum of the NAV of each Class

Annual Trustee Fee

Up to 0.06% per annum of the NAV of the Fund (excluding foreign custodian fees and charges) accrued daily and paid monthly to the Trustee.

Min. Initial Investment

RM 1,000 or such other lower amount as determined by the Manager from time to time.

Min. Additional Investment

RM 100 or such other lower amount as determined by the Manager from time to time.

Cut-off time for injection / Withdrawal

4.00 p.m. on a Business Day as stated in Prospectus / Information Memorandum. Do note that times may differ from respective distributors.

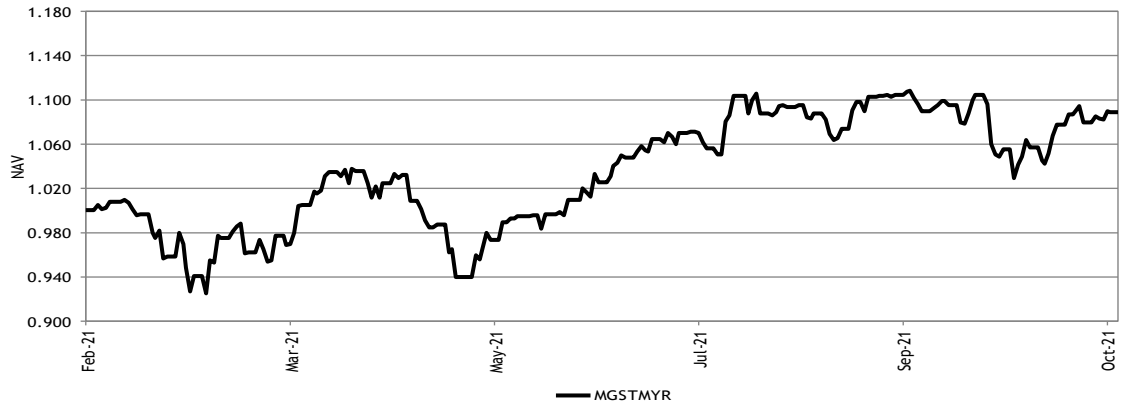
Period of payment after withdrawal

Within 10 calendar days

Financial Year End

31-Jul

Price Movement Chart as at 31-Oct-21



** NAV - NAV price from 05 Feb 21 - 31 Oct 21, income reinvested, calculated in MYR
** Inclusive of distribution since inception (if any)
Fund with less than 1 year required to show NAV movement only
Source: Novagmi Analytics and Advisory Sdn. Bhd.


Performance (%) Return as at 31-Oct-21

Total Return	YTD	1 Mth	3 Mth	6 Mth	1 Yr	3 Yr	5 Yr	SI
Fund	8.91	3.81	0.09	7.94	-	-	-	8.91
Benchmark	11.69	4.75	1.09	9.55	-	-	-	11.69

	Annualised Return			Calendar Year Return				
	3 Yr	5 Yr	SI	2020	2019	2018	2017	2016
Fund	-	-	-	-	-	-	-	-
Benchmark	-	-	-	-	-	-	-	-


Source: Novagmi Analytics and Advisory Sdn. Bhd.

Asset Allocation as at 31-Oct-21




Source: Maybank Asset Management Sdn. Bhd.

Sector Allocation as at 31-Oct-21



Source: Maybank Asset Management Sdn. Bhd.

Country Allocation as at 31-Oct-21



Source: Maybank Asset Management Sdn. Bhd.

Top 10 Holdings as at 31-Oct-21

MICROSOFT CORP	9.57%
ALPHABET INC	7.67%
AMAZON.COM INC	6.42%
SALESFORCE.COM INC	4.43%
MARVELL TECHNOLOGY GROUP LTD	4.38%
ADVANCED MICRO DEVICES INC	4.03%
FACEBOOK INC	3.93%
WORKDAY INC-CLASS A	2.73%
TENCENT HOLDINGS LTD	2.53%
GLOBAL PAYMENTS INC	2.15%

Source: Maybank Asset Management Sdn. Bhd.

The yield of the distributions are calculated based on the total dividend payout/ex-distribution NAV.

The term "Maybank AM" used herein refers to Maybank Asset Management. This Fund Fact Sheet ("FFS") is for informational purpose only. You should seek your own financial advice from a licensed adviser before investing in this Fund. Maybank AM does not make any representations or warranties of any kind express or implied, about the completeness, accuracy, reliability, suitability or availability with respect to the information contained herein.

Investors are advised to read and understand the contents of the Prospectus dated 18 January 2021 and the Fund's Product Highlights Sheets ("PHS") before investing. The Prospectus and PHS are available at our nearest representative offices and investors have the right to request for a copy of the Prospectus and PHS. The Prospectus has been registered with the Securities Commission Malaysia who takes no responsibility for its contents.

You should be aware that investments in unit trust funds carry risks. An outline of the risks are contained in the Prospectus. Unit prices and income distribution, if any, may rise or fall. Past performance of a fund is not indicative of future performance. Please consider the fees and charges involved before investing. Units will be issued upon receipt of completed application form accompanying the Prospectus and subject to terms and conditions therein.

In no event shall Maybank AM be liable for any loss or damages howsoever arising whether in contract, tort, negligence, strict liability or any other basis, including without limitation, direct or indirect, special, incidental, consequential or punitive damages arising i) from incompleteness, inaccuracy, unreliability, unsuitability or unavailability with respect to this FFS and/or reliance thereon; or ii) from reproduction or use of the information/copyright/trademark contained in the FFS.

SC's approval or authorisation, or the registration, lodgement or submission of the Prospectus/ Information Memorandum does not amount to nor indicate that the SC has recommended or endorsed the Fund or the Fund Fact Sheet.

FUND OBJECTIVE

Maybank Global Sustainable Technology Fund - MYR Hedged Class ("MGSTMYRH" or "the Fund") is an equity fund that seeks to achieve capital appreciation by investing primarily in a portfolio of global technology-related equities.

Note: There is no guarantee that the Fund's investment objective will be achieved and your capital may be at risk. Any material changes to the investment objective of the Fund would require Unit Holders' approval.

FUND INFORMATION

Fund Category

Equity

Fund Type

Growth

Launch Date

18-Jan-21

Benchmark

MSCI AC World Custom Technology Index USD

NAV Per Unit

RM 1.0748

Class Size

RM 137.13 million

Total Fund Size (all classes)

RM 166.05 million

Distribution Policy

Distribution, if any, shall be incidental and at the discretion of the Manager.

Initial Offer Price (IOP)

RM1.0000

Sales Charge

Up to 5.00% of the NAV per Unit

Redemption Charge

Nil

Annual Management Fee

Up to 1.80% per annum of the NAV of each Class

Annual Trustee Fee

Up to 0.06% per annum of the NAV of the Fund (excluding foreign custodian fees and charges) accrued daily and paid monthly to the Trustee.

Min. Initial Investment

RM 1,000 or such other lower amount as determined by the Manager from time to time.

Min. Additional Investment

RM 100 or such other lower amount as determined by the Manager from time to time.

Cut-off time for injection / Withdrawal

4.00 p.m. on a Business Day as stated in Prospectus / Information Memorandum. Do note that times may differ from respective distributors.

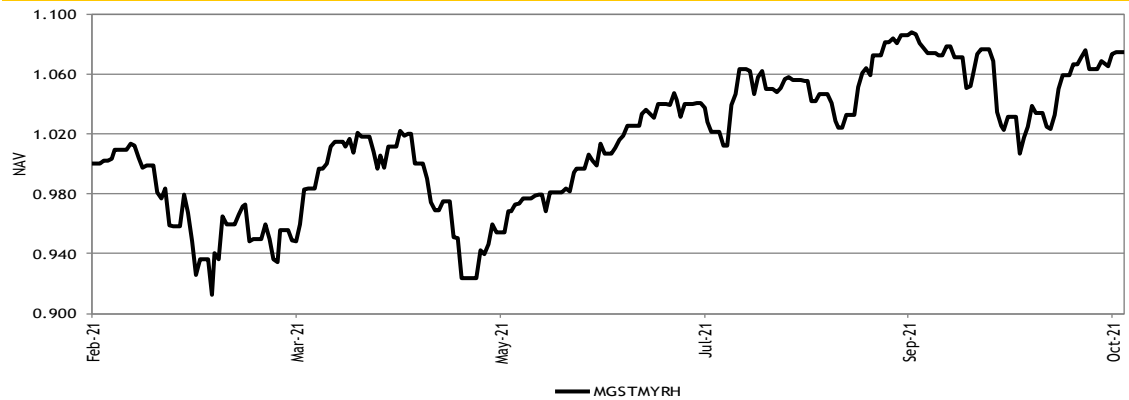
Period of payment after withdrawal

Within 10 calendar days

Financial Year End

31-Jul

Price Movement Chart as at 31-Oct-21



** NAV - NAV price from 05 Feb 21 - 31 Oct 21, income reinvested, calculated in MYR
** Inclusive of distribution since inception (if any)
Fund with less than 1 year required to show NAV movement only
Source: Novagmi Analytics and Advisory Sdn. Bhd.


Performance (%) Return as at 31-Oct-21

Total Return	YTD	1 Mth	3 Mth	6 Mth	1 Yr	3 Yr	5 Yr	SI
Fund	7.48	5.08	2.34	7.45	-	-	-	7.48
Benchmark	9.83	5.94	3.06	8.22	-	-	-	9.83

	Annualised Return			Calendar Year Return				
	3 Yr	5 Yr	SI	2020	2019	2018	2017	2016
Fund	-	-	-	-	-	-	-	-
Benchmark	-	-	-	-	-	-	-	-

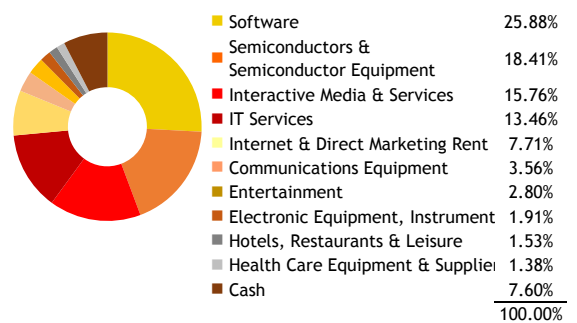
Source: Novagmi Analytics and Advisory Sdn. Bhd.

Asset Allocation as at 31-Oct-21



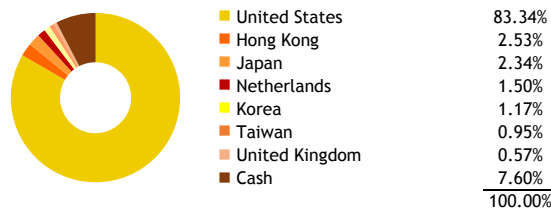
Source: Maybank Asset Management Sdn. Bhd.

Sector Allocation as at 31-Oct-21



Source: Maybank Asset Management Sdn. Bhd.

Country Allocation as at 31-Oct-21



Source: Maybank Asset Management Sdn. Bhd.

Top 10 Holdings as at 31-Oct-21

MICROSOFT CORP	9.57%
ALPHABET INC	7.67%
AMAZON.COM INC	6.42%
SALESFORCE.COM INC	4.43%
MARVELL TECHNOLOGY GROUP LTD	4.38%
ADVANCED MICRO DEVICES INC	4.03%
FACEBOOK INC	3.93%
WORKDAY INC-CLASS A	2.73%
TENCENT HOLDINGS LTD	2.53%
GLOBAL PAYMENTS INC	2.15%

Source: Maybank Asset Management Sdn. Bhd.

The yield of the distributions are calculated based on the total dividend payout/ex-distribution NAV.

The term "Maybank AM" used herein refers to Maybank Asset Management. This Fund Fact Sheet ("FFS") is for informational purpose only. You should seek your own financial advice from a licensed adviser before investing in this Fund. Maybank AM does not make any representations or warranties of any kind express or implied, about the completeness, accuracy, reliability, suitability or availability with respect to the information contained herein.

Investors are advised to read and understand the contents of the Prospectus dated 18 January 2021 and the Fund's Product Highlights Sheets ("PHS") before investing. The Prospectus and PHS are available at our nearest representative offices and investors have the right to request for a copy of the Prospectus and PHS. The Prospectus has been registered with the Securities Commission Malaysia who takes no responsibility for its contents.

You should be aware that investments in unit trust funds carry risks. An outline of the risks are contained in the Prospectus. Unit prices and income distribution, if any, may rise or fall. Past performance of a fund is not indicative of future performance. Please consider the fees and charges involved before investing. Units will be issued upon receipt of completed application form accompanying the Prospectus and subject to terms and conditions therein.

In no event shall Maybank AM be liable for any loss or damages howsoever arising whether in contract, tort, negligence, strict liability or any other basis, including without limitation, direct or indirect, special, incidental, consequential or punitive damages arising i) from incompleteness, inaccuracy, unreliability, unsuitability or unavailability with respect to this FFS and/or reliance thereon; or ii) from reproduction or use of the information/copyright/trademark contained in the FFS.

SC's approval or authorisation, or the registration, lodgement or submission of the Prospectus/ Information Memorandum does not amount to nor indicate that the SC has recommended or endorsed the Fund or the Fund Fact Sheet.

FUND OBJECTIVE

Maybank Global Sustainable Technology Fund - USD Class ("MGSTUSD" or "the Fund") is an equity fund that seeks to achieve capital appreciation by investing primarily in a portfolio of global technology-related equities.

Note: There is no guarantee that the Fund's investment objective will be achieved and your capital may be at risk. Any material changes to the investment objective of the Fund would require Unit Holders' approval.

FUND INFORMATION

Fund Category

Equity

Fund Type

Growth

Launch Date

18-Jan-21

Benchmark

MSCI AC World Custom Technology Index USD

NAV Per Unit

USD 1.0630

Class Size

USD 1.87 million

Total Fund Size (all classes)

RM 166.05 million

Distribution Policy

Distribution, if any, shall be incidental and at the discretion of the Manager.

Initial Offer Price (IOP)

USD1.0000

Sales Charge

Up to 5.00% of the NAV per Unit

Redemption Charge

Nil

Annual Management Fee

Up to 1.80% per annum of the NAV of each Class

Annual Trustee Fee

Up to 0.06% per annum of the NAV of the Fund (excluding foreign custodian fees and charges) accrued daily and paid monthly to the Trustee.

Min. Initial Investment

USD 1,000 or such other lower amount as determined by the Manager from time to time.

Min. Additional Investment

USD 100 or such other lower amount as determined by the Manager from time to time.

Cut-off time for injection / Withdrawal

4.00 p.m. on a Business Day as stated in Prospectus / Information Memorandum. Do note that times may differ from respective distributors.

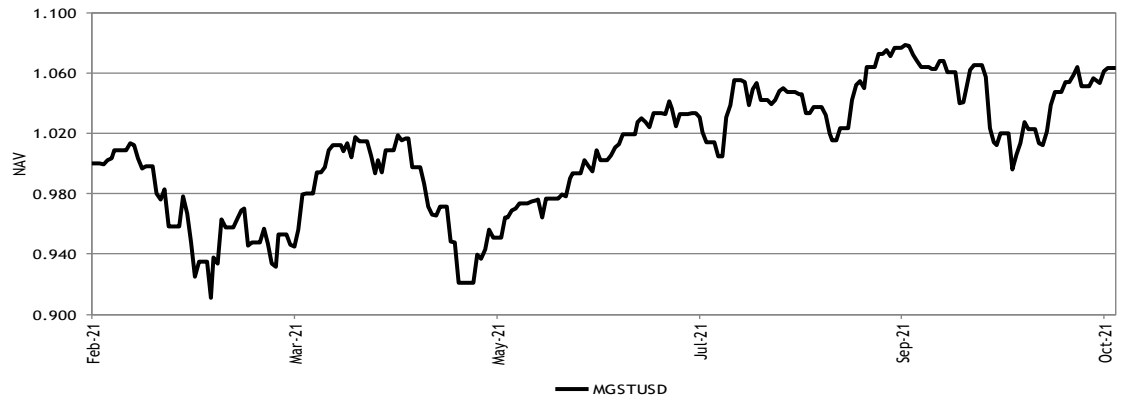
Period of payment after withdrawal

Within 10 calendar days

Financial Year End

31-Jul

Price Movement Chart as at 31-Oct-21



** NAV - NAV price from 05 Feb 21 - 31 Oct 21, income reinvested, calculated in USD
** Inclusive of distribution since inception (if any)
Fund with less than 1 year required to show NAV movement only
Source: Novagmi Analytics and Advisory Sdn. Bhd.


Performance (%) Return as at 31-Oct-21

Total Return	YTD	1 Mth	3 Mth	6 Mth	1 Yr	3 Yr	5 Yr	SI
Fund	6.30	5.06	2.03	6.57	-	-	-	6.30
Benchmark	9.83	5.94	3.06	8.22	-	-	-	9.83

	Annualised Return			Calendar Year Return				
	3 Yr	5 Yr	SI	2020	2019	2018	2017	2016
Fund	-	-	-	-	-	-	-	-
Benchmark	-	-	-	-	-	-	-	-

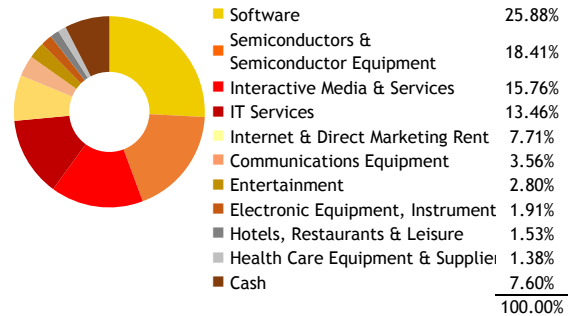
Source: Novagmi Analytics and Advisory Sdn. Bhd.

Asset Allocation as at 31-Oct-21




Source: Maybank Asset Management Sdn. Bhd.

Sector Allocation as at 31-Oct-21



Source: Maybank Asset Management Sdn. Bhd.

Country Allocation as at 31-Oct-21



Source: Maybank Asset Management Sdn. Bhd.

Top 10 Holdings as at 31-Oct-21

MICROSOFT CORP	9.57%
ALPHABET INC	7.67%
AMAZON.COM INC	6.42%
SALESFORCE.COM INC	4.43%
MARVELL TECHNOLOGY GROUP LTD	4.38%
ADVANCED MICRO DEVICES INC	4.03%
FACEBOOK INC	3.93%
WORKDAY INC-CLASS A	2.73%
TENCENT HOLDINGS LTD	2.53%
GLOBAL PAYMENTS INC	2.15%

Source: Maybank Asset Management Sdn. Bhd.

The yield of the distributions are calculated based on the total dividend payout/ex-distribution NAV.

The term "Maybank AM" used herein refers to Maybank Asset Management. This Fund Fact Sheet ("FFS") is for informational purpose only. You should seek your own financial advice from a licensed adviser before investing in this Fund. Maybank AM does not make any representations or warranties of any kind express or implied, about the completeness, accuracy, reliability, suitability or availability with respect to the information contained herein.

Investors are advised to read and understand the contents of the Prospectus dated 18 January 2021 and the Fund's Product Highlights Sheets ("PHS") before investing. The Prospectus and PHS are available at our nearest representative offices and investors have the right to request for a copy of the Prospectus and PHS. The Prospectus has been registered with the Securities Commission Malaysia who takes no responsibility for its contents.

You should be aware that investments in unit trust funds carry risks. An outline of the risks are contained in the Prospectus. Unit prices and income distribution, if any, may rise or fall. Past performance of a fund is not indicative of future performance. Please consider the fees and charges involved before investing. Units will be issued upon receipt of completed application form accompanying the Prospectus and subject to terms and conditions therein.

In no event shall Maybank AM be liable for any loss or damages howsoever arising whether in contract, tort, negligence, strict liability or any other basis, including without limitation, direct or indirect, special, incidental, consequential or punitive damages arising i) from incompleteness, inaccuracy, unreliability, unsuitability or unavailability with respect to this FFS and/or reliance thereon; or ii) from reproduction or use of the information/copyright/trademark contained in the FFS.

SC's approval or authorisation, or the registration, lodgement or submission of the Prospectus/ Information Memorandum does not amount to nor indicate that the SC has recommended or endorsed the Fund or the Fund Fact Sheet.