

FUND OBJECTIVE

The Maybank Malaysia Growth-I Fund ("MMGI" or "the Fund") is a Shariah-compliant equity fund that to achieve a steady capital growth over the Medium to Long Term period through investments permissible under the Shariah Principles.

Any material change to the investment objective of the Fund would require Unit Holders' approval.



FUND INFORMATION

Fund Category
Equity (Shariah)

Fund Type
Growth

Launch Date
24-Nov-00

Benchmark
90% FBM EMAS Shariah Index +
10% Maybank 1 month GIA-i
tier 1 rate

NAV Per Unit
RM 0.5722

Fund Size
RM 18.47 million

Distribution Policy

Income distribution (if any) is declared at the end of the financial year of the Fund or for any specified period at the Manager's discretion, subject to Trustee's approval. Distribution will be made from realised income and realised gains of the Fund.

Initial Offer Price (IOP)
RM 1.0000

Sales Charge
Up to 5.50% of the NAV per Unit of the Fund

Redemption Charge
Nil

Annual Management Fee
1.50% of the NAV, calculated and accrued on a daily basis

Annual Trustee Fee
0.08% per annum of the NAV of the Fund, (before deducting annual management fee and annual trustee fee for the day) accrued daily, subject to a minimum fee of RM18,000 per annum.

Min. Initial Investment
RM500

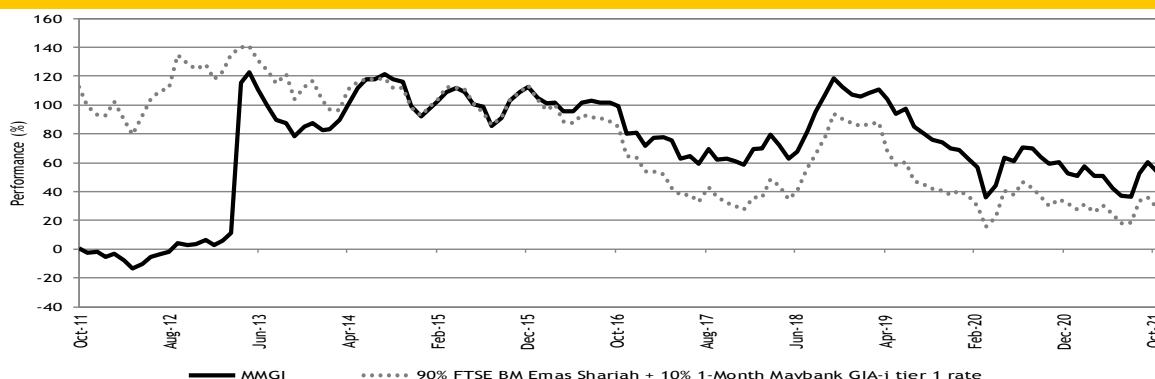
Min. Additional Investment
RM100

Cut-off time for injection / Withdrawal
4.00 p.m. on a Business Day as stated in Prospectus / Information Memorandum. Do note that times may differ from respective distributors.

Period of payment after withdrawal
Within 10 calendar days

Financial Year End
30-Apr

Performance Record as at 31-Oct-21



** Performance record from 31 Oct 11 - 31 Oct 21, income reinvested, calculated in MYR
* Inclusive of distribution since inception (if any)
Source: Novagmi Analytics and Advisory Sdn. Bhd.

Performance (%) Return as at 31-Oct-21

Total Return	YTD	1 Mth	3 Mth	6 Mth	1 Yr	3 Yr	5 Yr	10 Yr
Fund	-1.84	1.76	5.42	-2.69	-1.67	10.20	6.33	53.11
Benchmark	-3.77	1.70	4.08	-4.56	-0.91	7.10	3.05	27.96

	Annualised Return			Calendar Year Return				
	3 Yr	5 Yr	10 Yr	2020	2019	2018	2017	2016
Fund	3.29	1.24	4.35	9.46	5.69	-12.41	9.59	-0.23
Benchmark	2.31	0.60	2.50	9.43	3.76	-11.92	9.97	-5.16

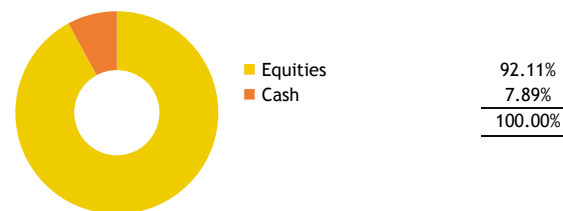
Source: Novagmi Analytics and Advisory Sdn. Bhd.

Income Distribution History

Date	Gross (sen)	Yield (%)	Total yield (%)
27/04/2021	2.50	4.23	4.23
30/04/2017	3.00	4.75	4.75
30/04/2015	6.80	11.61	11.61
30/04/2014	6.65	10.08	10.08
30/04/2013	3.00	4.87	4.87

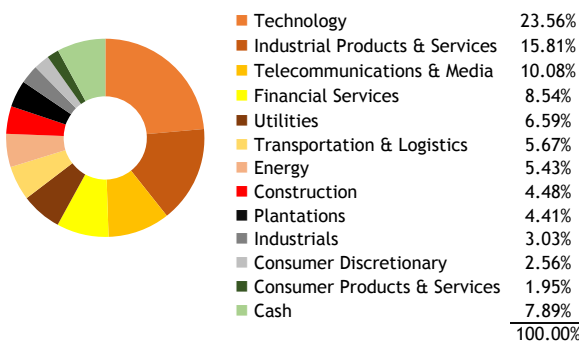
Source: Maybank Asset Management Sdn. Bhd.

Asset Allocation as at 31-Oct-21



Source: Maybank Asset Management Sdn. Bhd.

Sector Allocation as at 31-Oct-21



Source: Maybank Asset Management Sdn. Bhd.

Top 10 Holdings as at 31-Oct-21

BANK ISLAM MALAYSIA BHD	5.02%
INARI AMERTRON BHD	4.23%
PRESS METAL ALUMINIUM HOLDINGS BHD	4.21%
TENAGA NASIONAL BHD	4.05%
TIME DOTCOM BHD	3.63%
DIALOG GROUP BHD	3.60%
SYARIKAT TAKAFUL MALAYSIA KELUARGA BHD	3.52%
PETRONAS CHEMICALS GROUP BHD	3.43%
AXIATA GROUP BHD	3.31%
FRONTKEN CORPORATION BHD	3.20%

Source: Maybank Asset Management Sdn. Bhd.

The yield of the distributions are calculated based on the total dividend payout/ex-distribution NAV.

Based on the fund's portfolio returns as at 31 October 2021, the Volatility Factor (VF) for this fund is 12.56 and is classified as "Moderate". (Source: Lipper). "Moderate" includes funds with VF that are above 10.84 and less than or equal to 14.24 (source: Lipper). The VF means there is a possibility for the fund in generating an upside return or downside return around this VF. The Volatility Class (VC) is assigned by Lipper based on quintile ranks of VF for qualified funds. VF is subject to monthly revision and VC will be revised every six months. The fund's portfolio may have changed since this date and there is no guarantee that the fund will continue to have the same VF or VC in the future. Presently, only funds launched in the market for at least 36 months will display the VF and its VC.

The term "Maybank AM" used herein refers to Maybank Asset Management. This Fund Fact Sheet ("FFS") is for informational purpose only. You should seek your own financial advice from a licensed adviser before investing in this Fund. Maybank AM does not make any representations or warranties of any kind express or implied, about the completeness, accuracy, reliability, suitability or availability with respect to the information contained herein.

Investors are advised to read and understand the contents of the Master Prospectus (Shariah Funds) dated 17 January 2020, the First Supplementary Master Prospectus (Shariah Funds) dated 22 February 2021 and the Fund's Product Highlights Sheets ("PHS") before investing. The Prospectus and PHS are available at our nearest representative offices and investors have the right to request for a copy of the Prospectus and PHS. The Prospectus has been registered with the Securities Commission Malaysia who takes no responsibility for its contents.

You should be aware that investments in unit trust funds carry risks. An outline of the risks are contained in the Prospectus. Unit prices and income distribution, if any, may rise or fall. Past performance of a fund is not indicative of future performance. Please consider the fees and charges involved before investing. Units will be issued upon receipt of completed application form accompanying the Prospectus and subject to terms and conditions therein.

In no event shall Maybank AM be liable for any loss or damages howsoever arising whether in contract, tort, negligence, strict liability or any other basis, including without limitation, direct or indirect, special, incidental, consequential or punitive damages arising i) from incompleteness, inaccuracy, unreliability, unsuitability or unavailability with respect to this FFS and/or reliance thereon; or ii) from reproduction or use of the information/copyright/trademark contained in the FFS.

SC's approval or authorisation, or the registration, lodgement or submission of the Prospectus/ Information Memorandum does not amount to nor indicate that the SC has recommended or endorsed the Fund or the Fund Fact Sheet.