

**FUND OBJECTIVE**

Maybank Asia Mixed Assets-I Fund ("MAMAIMYR" or "the Fund") is a Islamic feeder fund that seeks to provide capital growth and income through investments in the Maybank Asian Growth and Income-I Fund ("Target Fund").

**FUND INFORMATION**

**Fund Category**

Feeder Fund (Islamic)

**Fund Type**

Income and growth

**Launch Date**

16-Aug-21

**Benchmark**

Target return of 6% per annum (in MYR terms), net of fees over long term.

**NAV Per Unit**

MYR 0.9865

**Class Size**

MYR 383.59 million

**Feeder Fund (Total Size)**

RM 392.61 million

**Target Fund Size**

USD 54.88 million

**Distribution Policy**

Distribution will be incidental for the first financial year. Thereafter, distribution will be made on a quarterly basis (subject to the availability of income).

**Initial Offer Price (IOP)**

MYR1.0000

**Sales Charge**

Up to 5.00% of the NAV per Unit

**Redemption Charge**

Nil

**Annual Management Fee**

Up to 1.80% per annum of the NAV of each class

**Annual Trustee Fee**

0.06% per annum of the NAV of the Fund, (excluding foreign custodian fees and charges), accrued daily and paid monthly to the Trustee.

**Min. Initial Investment**

MYR1,000 or such other lower amount as determined by the Manager from time to time.

**Min. Additional Investment**

MYR100 or such other lower amount as determined by the Manager from time to time.

**Cut-off time for injection / Withdrawal**

4.00 p.m. on a Business Day as stated in Prospectus / Information Memorandum. Do note that times may differ from respective distributors.

**Period of payment after withdrawal**

Within 10 calendar days

**Financial Year End**

30-Nov

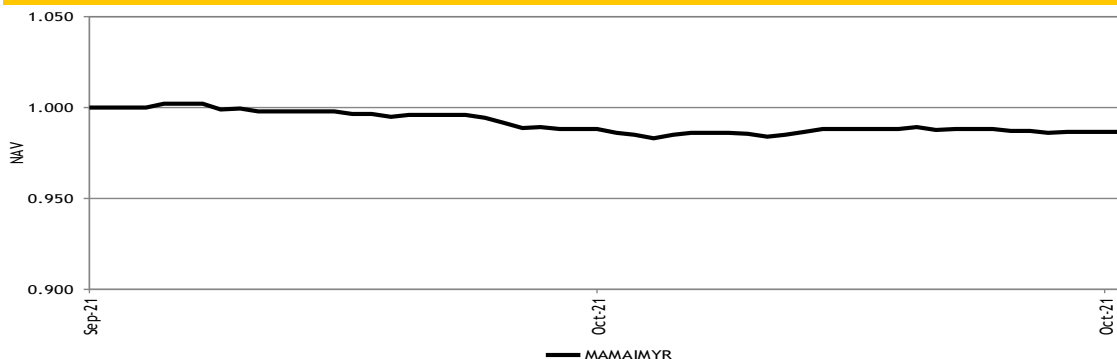
**Portfolio Yield**

3.48%

**Portfolio Duration**

5.57 years

**Price Movement Chart as at 31-Oct-21**



\*\* NAV - NAV price from 06 Sep 21 - 31 Oct 21, calculated in MYR  
\*\* Inclusive of distribution since inception (if any)  
Fund with less than 1 year required to show NAV movement only  
Source: Novagmi Analytics and Advisory Sdn. Bhd.

**Performance (%) Return as at 31-Oct-21**


Total Return	YTD	1 Mth	3 Mth	6 Mth	1 Yr	3 Yr	5 Yr	SI
Fund	-1.35	-0.29	-	-	-	-	-	-1.35
Benchmark	0.88	0.50	-	-	-	-	-	0.88

	Annualised Return			Calendar Year Return				
	3 Yr	5 Yr	SI	2020	2019	2018	2017	2016
Fund	-	-	-	-	-	-	-	-
Benchmark	-	-	-	-	-	-	-	-

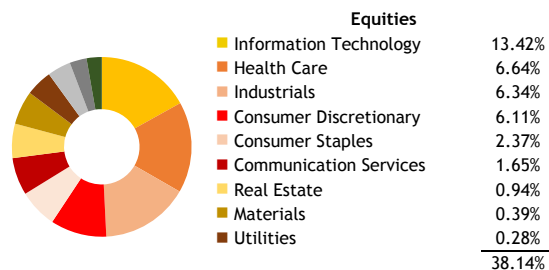
Source: Novagmi Analytics and Advisory Sdn. Bhd.

**Asset Allocation (Feeder Fund) as at 31-Oct-21**



Source: Maybank Asset Management Sdn. Bhd.

**Sector Allocation (Target Fund) as at 31-Oct-21**



Source: Maybank Asian Growth and Income-I Fund

**Total Portfolio Exposure (Target Fund) as at 31-Oct-21**

Sukuk		Equities	
United Arab Emirates	16.50%	China	12.75%
Malaysia	9.60%	Japan	8.85%
Saudi Arabia	6.70%	Hong Kong	5.07%
Indonesia	6.10%	Australia	2.96%
Oman	6.10%	India	2.57%
Bahrain	4.30%	Taiwan	1.92%
Supranational	3.70%	South Korea	1.36%
Qatar	1.90%	United States	1.16%
Kuwait	1.50%	Malaysia	1.06%
	<u>56.40%</u>	Singapore	0.44%
			<u>38.14%</u>

Source: Maybank Asian Growth and Income-I Fund

**Top 5 Holdings (Target Fund) as at 31-Oct-21**

Sukuk		Equities	
OMAN SOV SUKUK	4.875% 21-15/06/2030	ZHANGZHOU PIEN TZE HUANG PHA-A	0.72%
DP WORLD SALAA	20-31/12/2060 FRN	WISETECH GLOBAL LTD	0.68%
IILM	0.42% 21-17/11/2021	XERO LTD	0.67%
SBSN INDONESIA	4.875% 21-15/07/2026	YEALINK NETWORK TECHNOLOGY-A	0.64%
MALAYSIA INVEST	3.655% 19-15/10/2024	YIFENG PHARMACY CHAIN CO L-A	0.62%

Source: Maybank Asian Growth and Income-I Fund

**(Target Fund) Characteristics**

Average Rating BB+/BBB-

Source: Maybank Asian Growth and Income-I Fund

The yield of the distributions are calculated based on the total dividend payout/ex-distribution NAV.

The term "Maybank AM" used herein refers to Maybank Asset Management. This Fund Fact Sheet ("FFS") is for informational purpose only. You should seek your own financial advice from a licensed adviser before investing in this Fund. Maybank AM does not make any representations or warranties of any kind express or implied, about the completeness, accuracy, reliability, suitability or availability with respect to the information contained herein.

Investors are advised to read and understand the contents of the Prospectus dated 16 August 2021 and the Fund's Product Highlights Sheets ("PHS") before investing. The Prospectus and PHS are available at our nearest representative offices and investors have the right to request for a copy of the Prospectus and PHS. The Prospectus has been registered with the Securities Commission Malaysia who takes no responsibility for its contents.

You should be aware that investments in unit trust funds carry risks. An outline of the risks are contained in the Prospectus. Unit prices and income distribution, if any, may rise or fall. Past performance of a fund is not indicative of future performance. Please consider the fees and charges involved before investing. Units will be issued upon receipt of completed application form accompanying the Prospectus and subject to terms and conditions therein.

In no event shall Maybank AM be liable for any loss or damages howsoever arising whether in contract, tort, negligence, strict liability or any other basis, including without limitation, direct or indirect, special, incidental, consequential or punitive damages arising i) from incompleteness, inaccuracy, unreliability, unsuitability or unavailability with respect to this FFS and/or reliance thereon; or ii) from reproduction or use of the information/copyright/trademark contained in the FFS.

SC's approval or authorisation, or the registration, lodgement or submission of the Prospectus/ Information Memorandum does not amount to nor indicate that the SC has recommended or endorsed the Fund or the Fund Fact Sheet.

**FUND OBJECTIVE**

Maybank Asia Mixed Assets-I Fund ("MAMAIUSD" or "the Fund") is a Islamic feeder fund that seeks to provide capital growth and income through investments in the Maybank Asian Growth and Income-I Fund ("Target Fund").

**FUND INFORMATION**

**Fund Category**

Feeder Fund (Islamic)

**Fund Type**

Income and growth

**Launch Date**

16-Aug-21

**Benchmark**

Target return of 6% per annum (in MYR terms), net of fees over long term.

**NAV Per Unit**

USD 0.9871

**Class Size**

USD 2.18 million

**Feeder Fund (Total Size)**

RM 392.61 million

**Target Fund Size**

USD 54.88 million

**Distribution Policy**

Distribution will be incidental for the first financial year. Thereafter, distribution will be made on a quarterly basis (subject to the availability of income).

**Initial Offer Price (IOP)**

USD1.0000

**Sales Charge**

Up to 5.00% of the NAV per Unit

**Redemption Charge**

Nil

**Annual Management Fee**

Up to 1.80% per annum of the NAV of each class

**Annual Trustee Fee**

0.06% per annum of the NAV of the Fund, (excluding foreign custodian fees and charges), accrued daily and paid monthly to the Trustee.

**Min. Initial Investment**

USD1,000 or such other lower amount as determined by the Manager from time to time.

**Min. Additional Investment**

USD100 or such other lower amount as determined by the Manager from time to time.

**Cut-off time for injection / Withdrawal**

4.00 p.m. on a Business Day as stated in Prospectus / Information Memorandum. Do note that times may differ from respective distributors.

**Period of payment after withdrawal**

Within 10 calendar days

**Financial Year End**

30-Nov

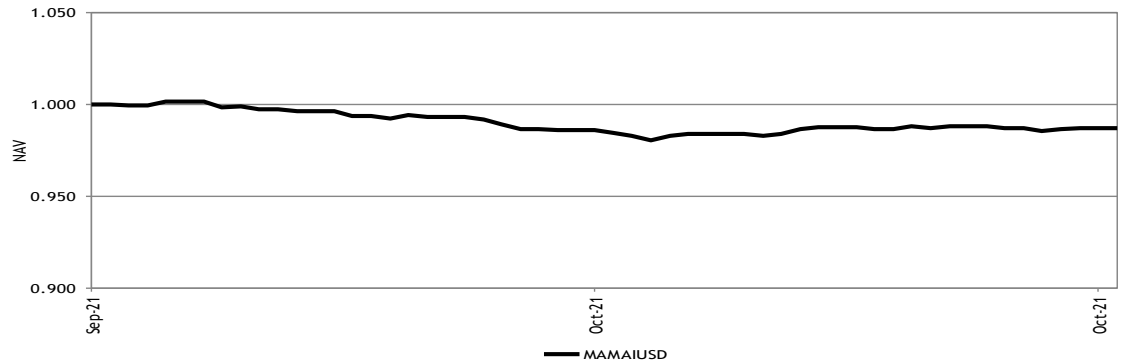
**Portfolio Yield**

3.48%

**Portfolio Duration**

5.57 years

**Price Movement Chart as at 31-Oct-21**



\*\* NAV - NAV price from 06 Sep 21 - 31 Oct 21, calculated in USD  
\*\* Inclusive of distribution since inception (if any)  
Fund with less than 1 year required to show NAV movement only  
Source: Novagmi Analytics and Advisory Sdn. Bhd.

**Performance (%) Return as at 31-Oct-21**


Total Return	YTD	1 Mth	3 Mth	6 Mth	1 Yr	3 Yr	5 Yr	SI
Fund	-1.28	0.05	-	-	-	-	-	-1.28
Benchmark	1.05	1.61	-	-	-	-	-	1.05

	Annualised Return			Calendar Year Return				
	3 Yr	5 Yr	SI	2020	2019	2018	2017	2016
Fund	-	-	-	-	-	-	-	-
Benchmark	-	-	-	-	-	-	-	-

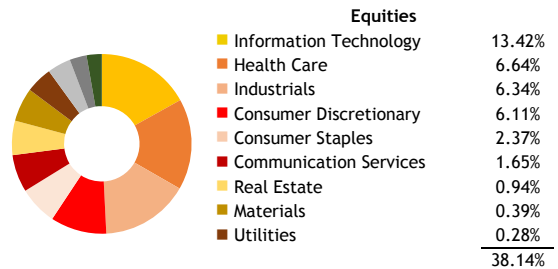
Source: Novagmi Analytics and Advisory Sdn. Bhd.

**Asset Allocation (Feeder Fund) as at 31-Oct-21**



Source: Maybank Asset Management Sdn. Bhd.

**Sector Allocation (Target Fund) as at 31-Oct-21**



Source: Maybank Asian Growth and Income-I Fund

**Total Portfolio Exposure (Target Fund) as at 31-Oct-21**

Sukuk		Equities	
United Arab Emirates	16.50%	China	12.75%
Malaysia	9.60%	Japan	8.85%
Saudi Arabia	6.70%	Hong Kong	5.07%
Indonesia	6.10%	Australia	2.96%
Oman	6.10%	India	2.57%
Bahrain	4.30%	Taiwan	1.92%
Supranational	3.70%	South Korea	1.36%
Qatar	1.90%	United States	1.16%
Kuwait	1.50%	Malaysia	1.06%
	<u>56.40%</u>	Singapore	0.44%
			<u>38.14%</u>

Source: Maybank Asian Growth and Income-I Fund

**Top 5 Holdings (Target Fund) as at 31-Oct-21**

Sukuk		Equities	
OMAN SOV SUKUK	4.875% 21-15/06/2030	ZHANGZHOU PIENZHEHUANG PHA-A	0.72%
DP WORLD SALAA	20-31/12/2060 FRN	WISETECH GLOBAL LTD	0.68%
IILM	0.42% 21-17/11/2021	XERO LTD	0.67%
SBSN INDONESIA	4.875% 21-15/07/2026	YEALINK NETWORK TECHNOLOGY-A	0.64%
MALAYSIA INVEST	3.655% 19-15/10/2024	YIFENG PHARMACY CHAIN CO L-A	0.62%

Source: Maybank Asian Growth and Income-I Fund

**(Target Fund) Characteristics**

Average Rating BB+/BBB-

Source: Maybank Asian Growth and Income-I Fund

The yield of the distributions are calculated based on the total dividend payout/ex-distribution NAV.

The term "Maybank AM" used herein refers to Maybank Asset Management. This Fund Fact Sheet ("FFS") is for informational purpose only. You should seek your own financial advice from a licensed adviser before investing in this Fund. Maybank AM does not make any representations or warranties of any kind express or implied, about the completeness, accuracy, reliability, suitability or availability with respect to the information contained herein.

Investors are advised to read and understand the contents of the Prospectus dated 16 August 2021 and the Fund's Product Highlights Sheets ("PHS") before investing. The Prospectus and PHS are available at our nearest representative offices and investors have the right to request for a copy of the Prospectus and PHS. The Prospectus has been registered with the Securities Commission Malaysia who takes no responsibility for its contents.

You should be aware that investments in unit trust funds carry risks. An outline of the risks are contained in the Prospectus. Unit prices and income distribution, if any, may rise or fall. Past performance of a fund is not indicative of future performance. Please consider the fees and charges involved before investing. Units will be issued upon receipt of completed application form accompanying the Prospectus and subject to terms and conditions therein.

In no event shall Maybank AM be liable for any loss or damages howsoever arising whether in contract, tort, negligence, strict liability or any other basis, including without limitation, direct or indirect, special, incidental, consequential or punitive damages arising i) from incompleteness, inaccuracy, unreliability, unsuitability or unavailability with respect to this FFS and/or reliance thereon; or ii) from reproduction or use of the information/copyright/trademark contained in the FFS.

SC's approval or authorisation, or the registration, lodgement or submission of the Prospectus/ Information Memorandum does not amount to nor indicate that the SC has recommended or endorsed the Fund or the Fund Fact Sheet.