

**FUND OBJECTIVE**

The Maybank Global Mixed Assets-I Fund - Class A MYR ("MGMAIAMYR" or "the Fund") is a mixed assets fund that seeks to achieve a target net return of 6% per annum in USD terms over Medium to Long Term.  
Any material changes to the investment objective of the Fund would require Unit Holders' approval.

**FUND INFORMATION**

**Fund Category**

Mixed Assets

**Fund Type**

Growth

**Launch Date**

17-Jun-19

**Benchmark**

Absolute return of 6% per annum (in USD term)

**NAV Per Unit**

RM 1.3198

**Class Size**

RM 167.83 million

**Total Fund Size (all classes)**

RM 649.52 million

**Distribution Policy**

Subject to availability of income, the Fund endeavours to distribute income on an annual basis.

Distribution will be made from realised income and / or gain.

**Initial Offer Price (IOP)**

RM1.0000

**Sales Charge**

Up to 5.00% of the NAV per Unit of each Class

**Redemption Charge**

Nil

**Annual Management Fee**

Up to 1.80% per annum of the NAV of each Class

**Annual Trustee Fee**

Up to 0.045% per annum of the Nav of the Fund, subject to a minimum fee of RM6,000 per annum (excluding foreign custodian fees and charge) accrued daily and paid monthly to the Trustee.

**Min. Initial Investment**

MYR1,000 or such other amount as determined by the Manager from time to time.

**Min. Additional Investment**

MYR100 or such other amount as determined by the Manager from time to time.

**Cut-off time for injection /**

**Withdrawal**

4.00 p.m. on a Business Day as stated in Prospectus / Information Memorandum. Do note that times may differ from respective distributors.

**Period of payment after**

**withdrawal**

Within 10 calendar days

**Financial Year End**

31-Oct

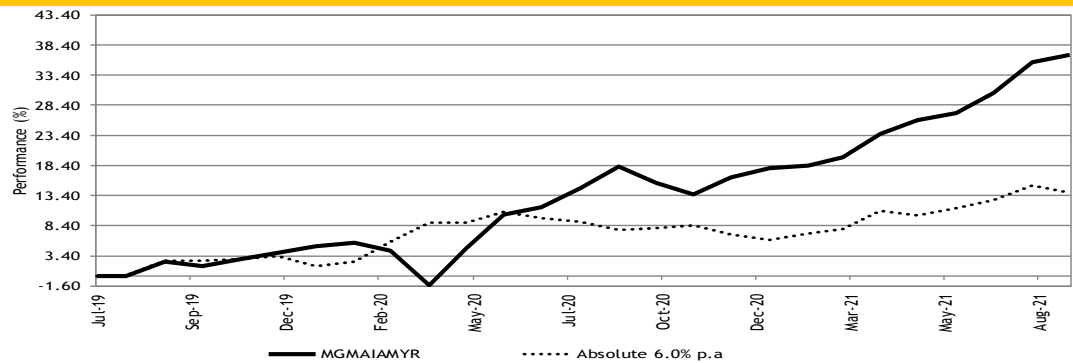
**Portfolio Yield**

1.55%

**Portfolio Duration**

4.58 years

**Performance Record as at 31-Aug-21**



\*\* Performance record from 7 Jul 19 - 31 Aug 21, income reinvested, calculated in MYR

\*\* Inclusive of distribution since inception (if any)

Source: Novagmi Analytics and Advisory Sdn. Bhd.

**Performance (%) Return as at 31-Aug-21**

Total Return	YTD	1 Mth	3 Mth	6 Mth	1 Yr	3 Yr	5 Yr	SI
Fund	15.93	0.86	7.54	14.24	15.59	-	-	36.73
Benchmark	7.45	-1.00	2.29	5.60	5.80	-	-	13.94

	Annualised Return			Calendar Year Return				
	3 Yr	5 Yr	SI	2020	2019*	2018	2017	2016
Fund	-	-	15.64	12.33	4.99	-	-	-
Benchmark	-	-	6.25	4.23	1.75	-	-	-

\*since commencement till 31 Dec 2019


Source: Novagmi Analytics and Advisory Sdn. Bhd.

**Income Distribution History**

Date	Gross (sen)	Yield (%)	Total yield (%)
29/09/2020	4.00	3.60	3.60

Source: Maybank Asset Management Sdn. Bhd.

**Asset Allocation as at 31-Aug-21**



Source: Maybank Asset Management Sdn. Bhd.

**Sector Allocation as at 31-Aug-21**

Sukuk	Equities
Sovereign	Internet
9.73%	8.84%
Electric	Semiconductors
4.35%	6.46%
Banks	Software
4.05%	5.48%
Real Estate	Electronics
3.18%	3.29%
Telecommunications	Retail
1.64%	2.80%
Oil&Gas	Computers
1.57%	2.74%
Commercial Services	Healthcare-Products
0.83%	2.09%
Chemicals	Electrical
0.69%	2.06%
Multi-National	Diversified Financial
0.25%	1.97%
<u>26.29%</u>	Services
	Pharmaceuticals
	1.72%
	Others
	13.29%
	<u>50.74%</u>

Source: Maybank Asset Management Sdn. Bhd.

**Country Allocation as at 31-Aug-21**

Sukuk	Equities
Saudi Arabia	United States
6.59%	31.61%
United Arab Emirates	Japan
5.98%	3.81%
Malaysia	Taiwan
5.90%	2.99%
Indonesia	France
5.38%	2.06%
Kuwait	Canada
1.22%	1.82%
Qatar	Netherlands
0.96%	1.79%
Supranational	China
<u>0.26%</u>	1.71%
	Switzerland
	1.37%
	Hong Kong
	1.10%
	Britain
	1.07%
	Ireland
	0.75%
	Denmark
	<u>0.66%</u>
	<u>50.74%</u>

Source: Maybank Asset Management Sdn. Bhd.

**Top 5 Holdings as at 31-Aug-21**

Sukuk	Equities
TNB GLOBAL VENTURES CAPITAL BHD 4.851% 01.11.28	ALPHABET INC
1.96%	2.87%
PERUSAHAAN PENERBIT SBSN INDONESIA III 4.45% 20.02.29	MICROSOFT CORP
1.78%	2.35%
KSA SUKUK LIMITED 3.628% 20.04.27	APPLE INC
1.69%	1.99%
PERUSAHAAN PENERBIT SBSN INDONESIA III 2.80% 23.06.30	TAIWAN SEMICONDUCTOR MANUFACTURING CO LTD
1.66%	1.84%
MALAYSIA WAKALA SUKUK 2.070% 28.04.31	ASML HOLDINGS N.V.
1.62%	1.79%

Source: Maybank Asset Management Sdn. Bhd.

**Credit Ratings as at 31-Aug-21**

AA	0.26%
A	9.46%
BBB	16.57%
	<u>26.29%</u>

Source: Maybank Asset Management Sdn. Bhd.



The yield of the distributions are calculated based on the total dividend payout/ex-distribution NAV.

The term "Maybank AM" used herein refers to Maybank Asset Management. This Fund Fact Sheet ("FFS") is for informational purpose only. You should seek your own financial advice from a licensed adviser before investing in this Fund. Maybank AM does not make any representations or warranties of any kind express or implied, about the completeness, accuracy, reliability, suitability or availability with respect to the information contained herein.

Investors are advised to read and understand the contents of the Prospectus dated 17 June 2019, the First Supplementary Prospectus dated 15 June 2020, the Second Supplementary Prospectus dated 17 September 2020, the Third Supplementary Prospectus dated 22 February 2021 and the Fund's Product Highlights Sheets ("PHS") before investing. The Prospectus and PHS are available at our nearest representative offices and investors have the right to request for a copy of the Prospectus and PHS. The Prospectus has been registered with the Securities Commission Malaysia who takes no responsibility for its contents.

You should be aware that investments in unit trust funds carry risks. An outline of the risks are contained in the Prospectus. Unit prices and income distribution, if any, may rise or fall. Past performance of a fund is not indicative of future performance. Please consider the fees and charges involved before investing. Units will be issued upon receipt of completed application form accompanying the Prospectus and subject to terms and conditions therein.

In no event shall Maybank AM be liable for any loss or damages howsoever arising whether in contract, tort, negligence, strict liability or any other basis, including without limitation, direct or indirect, special, incidental, consequential or punitive damages arising i) from incompleteness, inaccuracy, unreliability, unsuitability or unavailability with respect to this FFS and/or reliance thereon; or ii) from reproduction or use of the information/copyright/trademark contained in the FFS.

SC's approval or authorisation, or the registration, lodgement or submission of the Prospectus/ Information Memorandum does not amount to nor indicate that the SC has recommended or endorsed the Fund or the Fund Fact Sheet.

**FUND OBJECTIVE**

The Maybank Global Mixed Assets-I Fund - Class B MYR (Hedged) ("MGMAIBMYRH" or "the Fund") is a mixed assets fund that seeks to achieve a target net return of 6% per annum in USD terms over Medium to Long Term.

Any material changes to the investment objective of the Fund would require Unit Holders' approval.

**FUND INFORMATION**

**Fund Category**

Mixed Assets

**Fund Type**

Growth

**Launch Date**

17-Jun-19

**Benchmark**

Absolute return of 6% per annum (in USD term)

**NAV Per Unit**

RM 1.3227

**Class Size**

RM 376.40 million

**Total Fund Size (all classes)**

RM 649.52 million

**Distribution Policy**

Subject to availability of income, the Fund endeavours to distribute income on an annual basis.

Distribution will be made from realised income and / or gain.

**Initial Offer Price (IOP)**

RM1.0000

**Sales Charge**

Up to 5.00% of the NAV per Unit of each Class

**Redemption Charge**

Nil

**Annual Management Fee**

Up to 1.80% per annum of the NAV of each Class

**Annual Trustee Fee**

Up to 0.045% per annum of the Nav of the Fund, subject to a minimum fee of RM6,000 per annum (excluding foreign custodian fees and charge) accrued daily and paid monthly to the Trustee.

**Min. Initial Investment**

MYR1,000 or such other amount as determined by the Manager from time to time.

**Min. Additional Investment**

MYR100 or such other amount as determined by the Manager from time to time.

**Cut-off time for injection / Withdrawal**

4.00 p.m. on a Business Day as stated in Prospectus / Information Memorandum. Do note that times may differ from respective distributors.

**Period of payment after withdrawal**

Within 10 calendar days

**Financial Year End**

31-Oct

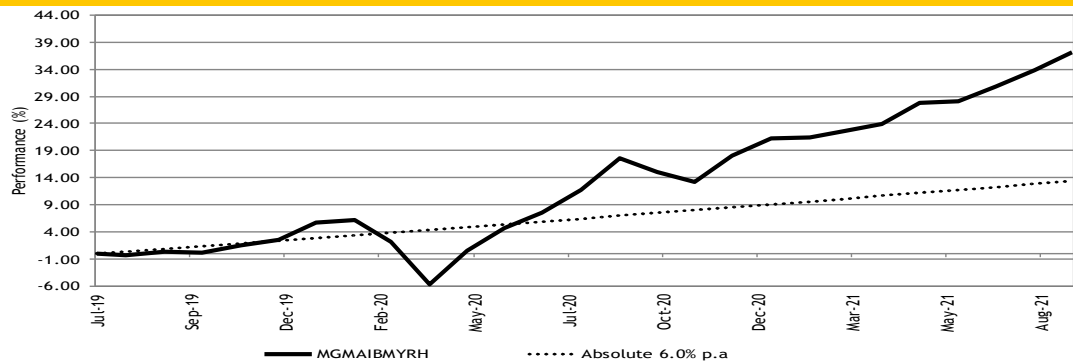
**Portfolio Yield**

1.55%

**Portfolio Duration**

4.58 years

**Performance Record as at 31-Aug-21**



\*\* Performance record from 7 Jul 19 - 31 Aug 21, income reinvested, calculated in MYR

\*\* Inclusive of distribution since inception (if any)

Source: Novagmi Analytics and Advisory Sdn. Bhd.

**Performance (%) Return as at 31-Aug-21**

Total Return	YTD	1 Mth	3 Mth	6 Mth	1 Yr	3 Yr	5 Yr	SI
Fund	12.99	2.43	6.98	11.86	16.65	-	-	37.05
Benchmark	3.96	0.50	1.48	2.98	5.99	-	-	13.35

	Annualised Return			Calendar Year Return				
	3 Yr	5 Yr	SI	2020	2019*	2018	2017	2016
Fund	-	-	15.76	14.75	5.70	-	-	-
Benchmark	-	-	5.99	4.23	1.75	-	-	-

\*since commencement till 31 Dec 2019


Source: Novagmi Analytics and Advisory Sdn. Bhd.

**Income Distribution History**

Date	Gross (sen)	Yield (%)	Total yield (%)
29/09/2020	4.00	3.62	3.62

Source: Maybank Asset Management Sdn. Bhd.

**Asset Allocation as at 31-Aug-21**



Source: Maybank Asset Management Sdn. Bhd.

**Sector Allocation as at 31-Aug-21**

Sukuk	Equities
Sovereign	Internet
9.73%	8.84%
Electric	Semiconductors
4.35%	6.46%
Banks	Software
4.05%	5.48%
Real Estate	Electronics
3.18%	3.29%
Telecommunications	Retail
1.64%	2.80%
Oil&Gas	Computers
1.57%	2.74%
Commercial Services	Healthcare-Products
0.83%	2.09%
Chemicals	Electrical
0.69%	2.06%
Multi-National	Diversified Financial Services
0.25%	1.97%
26.29%	Pharmaceuticals
	1.72%
	Others
	13.29%
	50.74%

Source: Maybank Asset Management Sdn. Bhd.

**Country Allocation as at 31-Aug-21**

Sukuk	Equities
Saudi Arabia	United States
6.59%	31.61%
United Arab Emirates	Japan
5.98%	3.81%
Malaysia	Taiwan
5.90%	2.99%
Indonesia	France
5.38%	2.06%
Kuwait	Canada
1.22%	1.82%
Qatar	Netherlands
0.96%	1.79%
Supranational	China
0.26%	1.71%
26.29%	Switzerland
	1.37%
	Hong Kong
	1.10%
	Britain
	1.07%
	Ireland
	0.75%
	Denmark
	0.66%
	50.74%

Source: Maybank Asset Management Sdn. Bhd.

**Top 5 Holdings as at 31-Aug-21**

Sukuk	Equities
TNB GLOBAL VENTURES CAPITAL BHD 4.851% 01.11.28	ALPHABET INC
1.96%	2.87%
PERUSAHAAN PENERBIT SBSN INDONESIA III 4.45% 20.02.29	MICROSOFT CORP
1.78%	2.35%
KSA SUKUK LIMITED 3.628% 20.04.27	APPLE INC
1.69%	1.99%
PERUSAHAAN PENERBIT SBSN INDONESIA III 2.80% 23.06.30	TAIWAN SEMICONDUCTOR MANUFACTURING CO LTD
1.66%	1.84%
MALAYSIA WAKALA SUKUK 2.070% 28.04.31	ASML HOLDINGS N.V.
1.62%	1.79%

Source: Maybank Asset Management Sdn. Bhd.

**Credit Ratings as at 31-Aug-21**

AA	0.26%
A	9.46%
BBB	16.57%
	26.29%

Source: Maybank Asset Management Sdn. Bhd.



The yield of the distributions are calculated based on the total dividend payout/ex-distribution NAV.

The term "Maybank AM" used herein refers to Maybank Asset Management. This Fund Fact Sheet ("FFS") is for informational purpose only. You should seek your own financial advice from a licensed adviser before investing in this Fund. Maybank AM does not make any representations or warranties of any kind express or implied, about the completeness, accuracy, reliability, suitability or availability with respect to the information contained herein.

Investors are advised to read and understand the contents of the Prospectus dated 17 June 2019, the First Supplementary Prospectus dated 15 June 2020, the Second Supplementary Prospectus dated 17 September 2020, the Third Supplementary Prospectus dated 22 February 2021 and the Fund's Product Highlights Sheets ("PHS") before investing. The Prospectus and PHS are available at our nearest representative offices and investors have the right to request for a copy of the Prospectus and PHS. The Prospectus has been registered with the Securities Commission Malaysia who takes no responsibility for its contents.

You should be aware that investments in unit trust funds carry risks. An outline of the risks are contained in the Prospectus. Unit prices and income distribution, if any, may rise or fall. Past performance of a fund is not indicative of future performance. Please consider the fees and charges involved before investing. Units will be issued upon receipt of completed application form accompanying the Prospectus and subject to terms and conditions therein.

In no event shall Maybank AM be liable for any loss or damages howsoever arising whether in contract, tort, negligence, strict liability or any other basis, including without limitation, direct or indirect, special, incidental, consequential or punitive damages arising i) from incompleteness, inaccuracy, unreliability, unsuitability or unavailability with respect to this FFS and/or reliance thereon; or ii) from reproduction or use of the information/copyright/trademark contained in the FFS.

SC's approval or authorisation, or the registration, lodgement or submission of the Prospectus/ Information Memorandum does not amount to nor indicate that the SC has recommended or endorsed the Fund or the Fund Fact Sheet.

**FUND OBJECTIVE**

The Maybank Global Mixed Assets-I Fund - Class C USD ("MGMAICUSD" or "the Fund") is a mixed assets fund that seeks to achieve a target net return of 6% per annum in USD terms over Medium to Long Term.  
Any material changes to the investment objective of the Fund would require Unit Holders' approval.

**FUND INFORMATION**

**Fund Category**

Mixed Assets

**Fund Type**

Growth

**Launch Date**

17-Jun-19

**Benchmark**

Absolute return of 6% per annum (in USD term)

**NAV Per Unit**

USD 1.3159

**Class Size**

USD 11.62 million

**Total Fund Size (all classes)**

RM 649.52 million

**Distribution Policy**

Subject to availability of income, the Fund endeavours to distribute income on an annual basis.

Distribution will be made from realised income and / or gain.

**Initial Offer Price (IOP)**

USD 1.0000

**Sales Charge**

Up to 5.00% of the NAV per Unit of each Class

**Redemption Charge**

Nil

**Annual Management Fee**

Up to 1.80% per annum of the NAV of each Class

**Annual Trustee Fee**

Up to 0.045% per annum of the Nav of the Fund, subject to a minimum fee of RM6,000 per annum (excluding foreign custodian fees and charge) accrued daily and paid monthly to the Trustee.

**Min. Initial Investment**

USD1,000 or such other amount as determined by the Manager from time to time.

**Min. Additional Investment**

USD100 or such other amount as determined by the Manager from time to time.

**Cut-off time for injection / Withdrawal**

4.00 p.m. on a Business Day as stated in Prospectus / Information Memorandum. Do note that times may differ from respective distributors.

**Period of payment after withdrawal**

Within 10 calendar days

**Financial Year End**

31-Oct

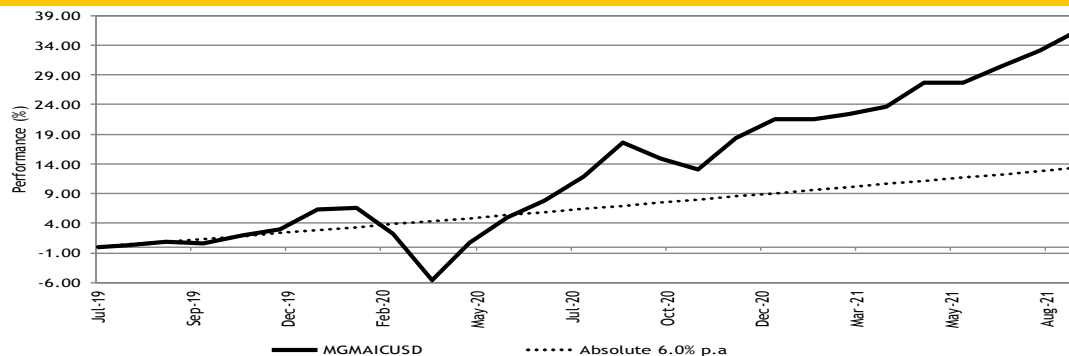
**Portfolio Yield**

1.55%

**Portfolio Duration**

4.58 years

**Performance Record as at 31-Aug-21**



\*\* Performance record from 7 Jul 19 - 31 Aug 21, income reinvested, calculated in USD

\*\* Inclusive of distribution since inception (if any)

Source: Novagmi Analytics and Advisory Sdn. Bhd.

**Performance (%) Return as at 31-Aug-21**

Total Return	YTD	1 Mth	3 Mth	6 Mth	1 Yr	3 Yr	5 Yr	SI
Fund	12.16	2.40	6.75	11.36	15.94	-	-	36.35
Benchmark	3.96	0.50	1.48	2.98	5.99	-	-	13.35

	Annualised Return			Calendar Year Return				
	3 Yr	5 Yr	SI	2020	2019*	2018	2017	2016
Fund	-	-	15.49	14.36	6.30	-	-	-
Benchmark	-	-	5.99	4.23	1.75	-	-	-

\*since commencement till 31 Dec 2019


Source: Novagmi Analytics and Advisory Sdn. Bhd.

**Income Distribution History**

Date	Gross (sen)	Yield (%)	Total yield (%)
29/09/2020	4.00	3.62	3.62

Source: Maybank Asset Management Sdn. Bhd.

**Asset Allocation as at 31-Aug-21**



Source: Maybank Asset Management Sdn. Bhd.

**Sector Allocation as at 31-Aug-21**

Sukuk		Equities	
Sovereign	9.73%	Internet	8.84%
Electric	4.35%	Semiconductors	6.46%
Banks	4.05%	Software	5.48%
Real Estate	3.18%	Electronics	3.29%
Telecommunications	1.64%	Retail	2.80%
Oil&Gas	1.57%	Computers	2.74%
Commercial Services	0.83%	Healthcare-Products	2.09%
Chemicals	0.69%	Electrical	2.06%
Multi-National	0.25%	Diversified Financial Services	1.97%
	<u>26.29%</u>	Pharmaceuticals	1.72%
		Others	13.29%
			<u>50.74%</u>

Source: Maybank Asset Management Sdn. Bhd.

**Country Allocation as at 31-Aug-21**

Sukuk		Equities	
Saudi Arabia	6.59%	United States	31.61%
United Arab Emirates	5.98%	Japan	3.81%
Malaysia	5.90%	Taiwan	2.99%
Indonesia	5.38%	France	2.06%
Kuwait	1.22%	Canada	1.82%
Qatar	0.96%	Netherlands	1.79%
Supranational	0.26%	China	1.71%
	<u>26.29%</u>	Switzerland	1.37%
		Hong Kong	1.10%
		Britain	1.07%
		Ireland	0.75%
		Denmark	0.66%
			<u>50.74%</u>

Source: Maybank Asset Management Sdn. Bhd.

**Top 5 Holdings as at 31-Aug-21**

Sukuk		
TNB GLOBAL VENTURES CAPITAL BHD 4.851% 01.11.28		1.96%
PERUSAHAAN PENERBIT SBSN INDONESIA III 4.45% 20.02.29		1.78%
KSA SUKUK LIMITED 3.628% 20.04.27		1.69%
PERUSAHAAN PENERBIT SBSN INDONESIA III 2.80% 23.06.30		1.66%
MALAYSIA WAKALA SUKUK 2.070% 28.04.31		1.62%
Equities		
ALPHABET INC		2.87%
MICROSOFT CORP		2.35%
APPLE INC		1.99%
TAIWAN SEMICONDUCTOR MANUFACTURING CO LTD		1.84%
ASML HOLDINGS N.V.		1.79%

Source: Maybank Asset Management Sdn. Bhd.

**Credit Ratings as at 31-Aug-21**

AA	0.26%
A	9.46%
BBB	16.57%
	<u>26.29%</u>

Source: Maybank Asset Management Sdn. Bhd.



The yield of the distributions are calculated based on the total dividend payout/ex-distribution NAV.

The term "Maybank AM" used herein refers to Maybank Asset Management. This Fund Fact Sheet ("FFS") is for informational purpose only. You should seek your own financial advice from a licensed adviser before investing in this Fund. Maybank AM does not make any representations or warranties of any kind express or implied, about the completeness, accuracy, reliability, suitability or availability with respect to the information contained herein.

Investors are advised to read and understand the contents of the Prospectus dated 17 June 2019, the First Supplementary Prospectus dated 15 June 2020, the Second Supplementary Prospectus dated 17 September 2020, the Third Supplementary Prospectus dated 22 February 2021 and the Fund's Product Highlights Sheets ("PHS") before investing. The Prospectus and PHS are available at our nearest representative offices and investors have the right to request for a copy of the Prospectus and PHS. The Prospectus has been registered with the Securities Commission Malaysia who takes no responsibility for its contents.

You should be aware that investments in unit trust funds carry risks. An outline of the risks are contained in the Prospectus. Unit prices and income distribution, if any, may rise or fall. Past performance of a fund is not indicative of future performance. Please consider the fees and charges involved before investing. Units will be issued upon receipt of completed application form accompanying the Prospectus and subject to terms and conditions therein.

In no event shall Maybank AM be liable for any loss or damages howsoever arising whether in contract, tort, negligence, strict liability or any other basis, including without limitation, direct or indirect, special, incidental, consequential or punitive damages arising i) from incompleteness, inaccuracy, unreliability, unsuitability or unavailability with respect to this FFS and/or reliance thereon; or ii) from reproduction or use of the information/copyright/trademark contained in the FFS.

SC's approval or authorisation, or the registration, lodgement or submission of the Prospectus/ Information Memorandum does not amount to nor indicate that the SC has recommended or endorsed the Fund or the Fund Fact Sheet.

**FUND OBJECTIVE**

The Maybank Global Mixed Assets-I Fund - Class D AUD (Hedged) ("MGMAIDAUDH" or "the Fund") is a mixed assets fund that seeks to achieve a target net return of 6% per annum in USD terms over Medium to Long Term.

Any material changes to the investment objective of the Fund would require Unit Holders' approval.

**FUND INFORMATION**

**Fund Category**

Mixed Assets

**Fund Type**

Growth

**Launch Date**

15-Jun-20

**Inception Date**

15-Jun-20

**Benchmark**

Absolute return of 6% per annum (in USD term)

**NAV Per Unit**

AUD 1.2226

**Class Size**

AUD 4.41 million

**Total Fund Size (all classes)**

RM 649.52 million

**Distribution Policy**

Subject to availability of income, the Fund endeavours to distribute income on an annual basis.

Distribution will be made from realised income and / or gain.

**Initial Offer Price (IOP)**

AUD 1.0000

**Sales Charge**

Up to 5.00% of the NAV per Unit of each Class

**Redemption Charge**

Nil

**Annual Management Fee**

Up to 1.80% per annum of the NAV of each Class

**Annual Trustee Fee**

Up to 0.045% per annum of the Nav of the Fund, subject to a minimum fee of RM6,000 per annum (excluding foreign custodian fees and charge) accrued daily and paid monthly to the Trustee.

**Min. Initial Investment**

AUD1,000 or such other amount as determined by the Manager from time to time.

**Min. Additional Investment**

AUD100 or such other amount as determined by the Manager from time to time.

**Cut-off time for injection / Withdrawal**

4.00 p.m. on a Business Day as stated in Prospectus / Information Memorandum.

Do note that times may differ from respective distributors.

**Period of payment after withdrawal**

Within 10 calendar days

**Financial Year End**

31-Oct

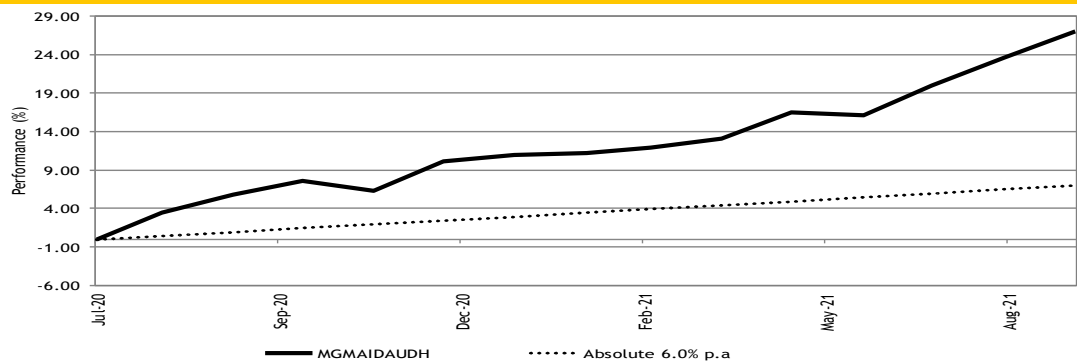
**Portfolio Yield**

1.55%

**Portfolio Duration**

4.58 years

**Performance Record as at 31-Aug-21**



\*\* Performance record from 3 Jul 20 - 31 Aug 21, income reinvested, calculated in AUD Hedged

\*\* Inclusive of distribution since inception (if any)

Source: Novagmi Analytics and Advisory Sdn. Bhd.

**Performance (%) Return as at 31-Aug-21**

Total Return	YTD	1 Mth	3 Mth	6 Mth	1 Yr	3 Yr	5 Yr	SI
Fund	14.43	2.76	9.36	13.53	20.03	-	-	27.01
Benchmark	3.96	0.50	1.48	2.98	5.99	-	-	6.99

	Annualised Return			Calendar Year Return				
	3 Yr	5 Yr	SI	2020*	2019	2018	2017	2016
Fund	-	-	22.85	10.99	-	-	-	-
Benchmark	-	-	5.99	2.92	-	-	-	-

\*since commencement till 31 Dec 2020


Source: Novagmi Analytics and Advisory Sdn. Bhd.

**Income Distribution History**

Date	Gross (sen)	Yield (%)	Total yield (%)
29/09/2020	4.00	3.88	3.88

Source: Maybank Asset Management Sdn. Bhd.

**Asset Allocation as at 31-Aug-21**



Source: Maybank Asset Management Sdn. Bhd.

**Sector Allocation as at 31-Aug-21**

Sukuk		Equities	
Sovereign	9.73%	Internet	8.84%
Electric	4.35%	Semiconductors	6.46%
Banks	4.05%	Software	5.48%
Real Estate	3.18%	Electronics	3.29%
Telecommunications	1.64%	Retail	2.80%
Oil&Gas	1.57%	Computers	2.74%
Commercial Services	0.83%	Healthcare-Products	2.09%
Chemicals	0.69%	Electrical	2.06%
Multi-National	0.25%	Diversified Financial Services	1.97%
	<u>26.29%</u>	Pharmaceuticals	1.72%
		Others	13.29%
			<u>50.74%</u>

Source: Maybank Asset Management Sdn. Bhd.

**Country Allocation as at 31-Aug-21**

Sukuk		Equities	
Saudi Arabia	6.59%	United States	31.61%
United Arab Emirates	5.98%	Japan	3.81%
Malaysia	5.90%	Taiwan	2.99%
Indonesia	5.38%	France	2.06%
Kuwait	1.22%	Canada	1.82%
Qatar	0.96%	Netherlands	1.79%
Supranational	0.26%	China	1.71%
	<u>26.29%</u>	Switzerland	1.37%
		Hong Kong	1.10%
		Britain	1.07%
		Ireland	0.75%
		Denmark	0.66%
			<u>50.74%</u>

Source: Maybank Asset Management Sdn. Bhd.

**Top 5 Holdings as at 31-Aug-21**

Sukuk			
TNB GLOBAL VENTURES CAPITAL BHD	4.851%	01.11.28	1.96%
PERUSAHAAN PENERBIT SBSN INDONESIA III	4.45%	20.02.29	1.78%
KSA SUKUK LIMITED	3.628%	20.04.27	1.69%
PERUSAHAAN PENERBIT SBSN INDONESIA III	2.80%	23.06.30	1.66%
MALAYSIA WAKALA SUKUK	2.070%	28.04.31	1.62%

Equities	
ALPHABET INC	2.87%
MICROSOFT CORP	2.35%
APPLE INC	1.99%
TAIWAN SEMICONDUCTOR MANUFACTURING CO LTD	1.84%
ASML HOLDINGS N.V.	1.79%

Source: Maybank Asset Management Sdn. Bhd.

**Credit Ratings as at 31-Aug-21**

AA	0.26%
A	9.46%
BBB	16.57%
	<u>26.29%</u>

Source: Maybank Asset Management Sdn. Bhd.



The yield of the distributions are calculated based on the total dividend payout/ex-distribution NAV.

The term "Maybank AM" used herein refers to Maybank Asset Management. This Fund Fact Sheet ("FFS") is for informational purpose only. You should seek your own financial advice from a licensed adviser before investing in this Fund. Maybank AM does not make any representations or warranties of any kind express or implied, about the completeness, accuracy, reliability, suitability or availability with respect to the information contained herein.

Investors are advised to read and understand the contents of the Prospectus dated 17 June 2019, the First Supplementary Prospectus dated 15 June 2020, the Second Supplementary Prospectus dated 17 September 2020, the Third Supplementary Prospectus dated 22 February 2021 and the Fund's Product Highlights Sheets ("PHS") before investing. The Prospectus and PHS are available at our nearest representative offices and investors have the right to request for a copy of the Prospectus and PHS. The Prospectus has been registered with the Securities Commission Malaysia who takes no responsibility for its contents.

You should be aware that investments in unit trust funds carry risks. An outline of the risks are contained in the Prospectus. Unit prices and income distribution, if any, may rise or fall. Past performance of a fund is not indicative of future performance. Please consider the fees and charges involved before investing. Units will be issued upon receipt of completed application form accompanying the Prospectus and subject to terms and conditions therein.

In no event shall Maybank AM be liable for any loss or damages howsoever arising whether in contract, tort, negligence, strict liability or any other basis, including without limitation, direct or indirect, special, incidental, consequential or punitive damages arising i) from incompleteness, inaccuracy, unreliability, unsuitability or unavailability with respect to this FFS and/or reliance thereon; or ii) from reproduction or use of the information/copyright/trademark contained in the FFS.

SC's approval or authorisation, or the registration, lodgement or submission of the Prospectus/ Information Memorandum does not amount to nor indicate that the SC has recommended or endorsed the Fund or the Fund Fact Sheet.



**FUND OBJECTIVE**

The Maybank Global Mixed Assets-I Fund - Class E SGD (Hedged) ("MGMAIESGDH" or "the Fund") is a mixed assets fund that seeks to achieve a target net return of 6% per annum in USD terms over Medium to Long Term.

Any material changes to the investment objective of the Fund would require Unit Holders' approval.

**FUND INFORMATION**

**Fund Category**

Mixed Assets

**Fund Type**

Growth

**Launch Date**

15-Jun-20

**Inception Date**

15-Jun-20

**Benchmark**

Absolute return of 6% per annum (in USD term)

**NAV Per Unit**

SGD 1.2234

**Class Size**

SGD 6.00 million

**Total Fund Size (all classes)**

RM 649.52 million

**Distribution Policy**

Subject to availability of income, the Fund endeavours to distribute income on an annual basis.

Distribution will be made from realised income and / or gain.

**Initial Offer Price (IOP)**

SGD 1.0000

**Sales Charge**

Up to 5.00% of the NAV per Unit of each Class

**Redemption Charge**

Nil

**Annual Management Fee**

Up to 1.80% per annum of the NAV of each Class

**Annual Trustee Fee**

Up to 0.045% per annum of the Nav of the Fund, subject to a minimum fee of RM6,000 per annum (excluding foreign custodian fees and charge) accrued daily and paid monthly to the Trustee.

**Min. Initial Investment**

SGD1,000 or such other amount as determined by the Manager from time to time.

**Min. Additional Investment**

SGD100 or such other amount as determined by the Manager from time to time.

**Cut-off time for injection / Withdrawal**

4.00 p.m. on a Business Day as stated in Prospectus / Information Memorandum.

Do note that times may differ from respective distributors.

**Period of payment after withdrawal**

Within 10 calendar days

**Financial Year End**

31-Oct

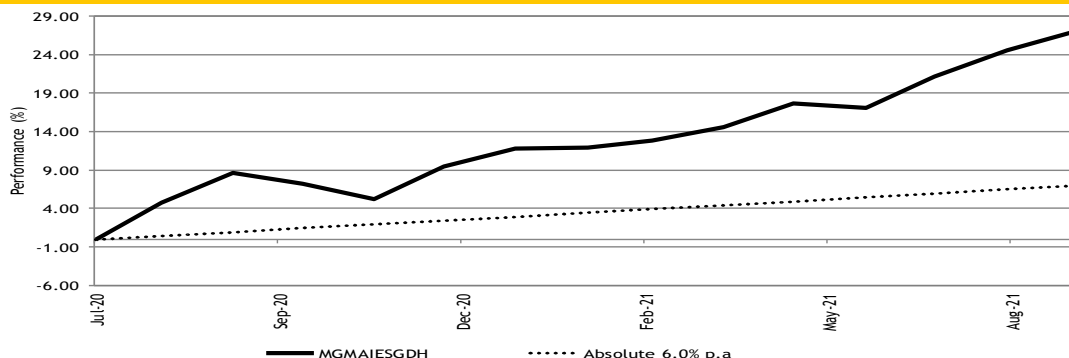
**Portfolio Yield**

1.55%

**Portfolio Duration**

4.58 years

**Performance Record as at 31-Aug-21**



\*\* Performance record from 3 Jul 20 - 31 Aug 21, income reinvested, calculated in SGD Hedged

\*\* Inclusive of distribution since inception (if any)

Source: Novagmi Analytics and Advisory Sdn. Bhd.

**Performance (%) Return as at 31-Aug-21**

Total Return	YTD	1 Mth	3 Mth	6 Mth	1 Yr	3 Yr	5 Yr	SI
Fund	13.68	2.06	8.58	12.59	16.94	-	-	27.08
Benchmark	3.96	0.50	1.48	2.98	5.99	-	-	6.99

	Annualised Return			Calendar Year Return				
	3 Yr	5 Yr	SI	2020*	2019	2018	2017	2016
Fund	-	-	22.91	11.79	-	-	-	-
Benchmark	-	-	5.99	2.92	-	-	-	-

\*since commencement till 31 Dec 2020


Source: Novagmi Analytics and Advisory Sdn. Bhd.

**Income Distribution History**

Date	Gross (sen)	Yield (%)	Total yield (%)
29/09/2020	4.00	3.88	3.88

Source: Maybank Asset Management Sdn. Bhd.

**Asset Allocation as at 31-Aug-21**



Source: Maybank Asset Management Sdn. Bhd.

**Sector Allocation as at 31-Aug-21**

Sukuk		Equities	
Sovereign	9.73%	Internet	8.84%
Electric	4.35%	Semiconductors	6.46%
Banks	4.05%	Software	5.48%
Real Estate	3.18%	Electronics	3.29%
Telecommunications	1.64%	Retail	2.80%
Oil&Gas	1.57%	Computers	2.74%
Commercial Services	0.83%	Healthcare-Products	2.09%
Chemicals	0.69%	Electrical	2.06%
Multi-National	0.25%	Diversified Financial Services	1.97%
	<u>26.29%</u>	Pharmaceuticals	1.72%
		Others	13.29%
			<u>50.74%</u>

Source: Maybank Asset Management Sdn. Bhd.

**Country Allocation as at 31-Aug-21**

Sukuk		Equities	
Saudi Arabia	6.59%	United States	31.61%
United Arab Emirates	5.98%	Japan	3.81%
Malaysia	5.90%	Taiwan	2.99%
Indonesia	5.38%	France	2.06%
Kuwait	1.22%	Canada	1.82%
Qatar	0.96%	Netherlands	1.79%
Supranational	0.26%	China	1.71%
	<u>26.29%</u>	Switzerland	1.37%
		Hong Kong	1.10%
		Britain	1.07%
		Ireland	0.75%
		Denmark	0.66%
			<u>50.74%</u>

Source: Maybank Asset Management Sdn. Bhd.

**Top 5 Holdings as at 31-Aug-21**

Sukuk		
TNB GLOBAL VENTURES CAPITAL BHD	4.851%	01.11.28
PERUSAHAAN PENERBIT SBSN INDONESIA III	4.45%	20.02.29
KSA SUKUK LIMITED	3.628%	20.04.27
PERUSAHAAN PENERBIT SBSN INDONESIA III	2.80%	23.06.30
MALAYSIA WAKALA SUKUK	2.070%	28.04.31

Equities	
ALPHABET INC	2.87%
MICROSOFT CORP	2.35%
APPLE INC	1.99%
TAIWAN SEMICONDUCTOR MANUFACTURING CO LTD	1.84%
ASML HOLDINGS N.V.	1.79%

Source: Maybank Asset Management Sdn. Bhd.

**Credit Ratings as at 31-Aug-21**

AA	0.26%
A	9.46%
BBB	16.57%
	<u>26.29%</u>

Source: Maybank Asset Management Sdn. Bhd.



The yield of the distributions are calculated based on the total dividend payout/ex-distribution NAV.

The term "Maybank AM" used herein refers to Maybank Asset Management. This Fund Fact Sheet ("FFS") is for informational purpose only. You should seek your own financial advice from a licensed adviser before investing in this Fund. Maybank AM does not make any representations or warranties of any kind express or implied, about the completeness, accuracy, reliability, suitability or availability with respect to the information contained herein.

Investors are advised to read and understand the contents of the Prospectus dated 17 June 2019, the First Supplementary Prospectus dated 15 June 2020, the Second Supplementary Prospectus dated 17 September 2020, the Third Supplementary Prospectus dated 22 February 2021 and the Fund's Product Highlights Sheets ("PHS") before investing. The Prospectus and PHS are available at our nearest representative offices and investors have the right to request for a copy of the Prospectus and PHS. The Prospectus has been registered with the Securities Commission Malaysia who takes no responsibility for its contents.

You should be aware that investments in unit trust funds carry risks. An outline of the risks are contained in the Prospectus. Unit prices and income distribution, if any, may rise or fall. Past performance of a fund is not indicative of future performance. Please consider the fees and charges involved before investing. Units will be issued upon receipt of completed application form accompanying the Prospectus and subject to terms and conditions therein.

In no event shall Maybank AM be liable for any loss or damages howsoever arising whether in contract, tort, negligence, strict liability or any other basis, including without limitation, direct or indirect, special, incidental, consequential or punitive damages arising i) from incompleteness, inaccuracy, unreliability, unsuitability or unavailability with respect to this FFS and/or reliance thereon; or ii) from reproduction or use of the information/copyright/trademark contained in the FFS.

SC's approval or authorisation, or the registration, lodgement or submission of the Prospectus/ Information Memorandum does not amount to nor indicate that the SC has recommended or endorsed the Fund or the Fund Fact Sheet.

**FUND OBJECTIVE**

The Maybank Global Mixed Assets-I Fund - Class G USD (Institutional) (Distribution) ("MGMAIGUSDII" or "the Fund") is a mixed assets fund that seeks to achieve a target net return of 6% per annum in USD terms over Medium to Long Term.  
Any material changes to the investment objective of the Fund would require Unit Holders' approval.

**FUND INFORMATION**

**Fund Category**

Mixed Assets

**Fund Type**

Growth

**Launch Date**

17-Sep-20

**Inception Date**

17-Sep-20

**Benchmark**

Absolute return of 6% per annum (in USD term)

**NAV Per Unit**

USD 1.2057

**Class Size**

USD 6.03 million

**Total Fund Size (all classes)**

RM 649.52 million

**Distribution Policy**

Subject to availability of income, the Fund endeavours to distribute income on an annual basis. Distribution will be made from realised income and / or gain.

**Initial Offer Price (IOP)**

USD 1.0000

**Sales Charge**

Nil

**Redemption Charge**

Nil

**Annual Management Fee**

Up to 0.50% per annum of the NAV of the Class

**Annual Trustee Fee**

Up to 0.045% per annum of the Nav of the Fund, subject to a minimum fee of RM6,000 per annum (excluding foreign custodian fees and charge) accrued daily and paid monthly to the Trustee.

**Min. Initial Investment**

USD1,000,000 or such other amount as determined by the Manager from time to time.

**Min. Additional Investment**

USD10,000 or such other amount as determined by the Manager from time to time.

**Cut-off time for injection / Withdrawal**

4.00 p.m. on a Business Day as stated in Prospectus / Information Memorandum. Do note that times may differ from respective distributors.

**Period of payment after withdrawal**

Within 10 calendar days

**Financial Year End**

31-Oct

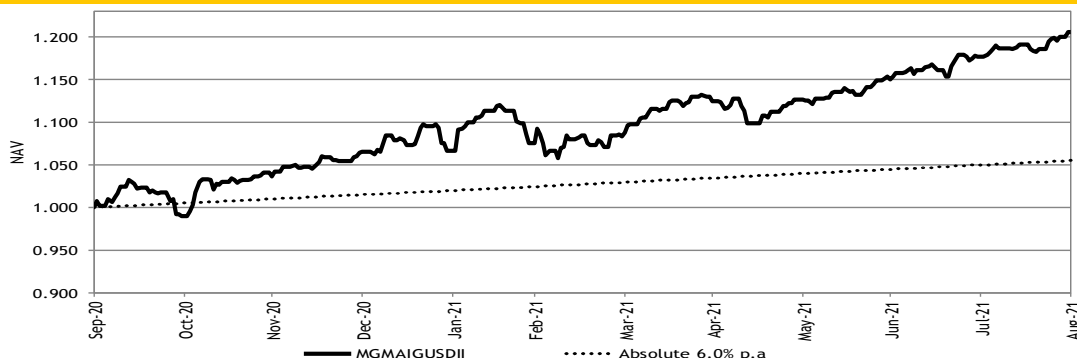
**Portfolio Yield**

1.55%

**Portfolio Duration**

4.58 years

**Price Movement Chart as at 31-Aug-21**



\*\* NAV - NAV price from 30 Sep 20 - 31 Aug 21, income reinvested, calculated in USD i

\*\* Inclusive of distribution since inception (if any)

Source: Novagmi Analytics and Advisory Sdn. Bhd.

**Performance (%) Return as at 31-Aug-21**

Total Return	YTD	1 Mth	3 Mth	6 Mth	1 Yr	3 Yr	5 Yr	SI
Fund	13.13	2.51	7.07	12.07	-	-	-	20.57
Benchmark	3.96	0.50	1.48	2.98	-	-	-	5.49

	Annualised Return			Calendar Year Return				
	3 Yr	5 Yr	SI	2020*	2019	2018	2017	2016
Fund	-	-	-	6.58	-	-	-	-
Benchmark	-	-	-	1.48	-	-	-	-

\*since commencement till 31 Dec 2020

Source: Novagmi Analytics and Advisory Sdn. Bhd.

**Asset Allocation as at 31-Aug-21**



Source: Maybank Asset Management Sdn. Bhd.

**Sector Allocation as at 31-Aug-21**

Sukuk		Equities	
Sovereign	9.73%	Internet	8.84%
Electric	4.35%	Semiconductors	6.46%
Banks	4.05%	Software	5.48%
Real Estate	3.18%	Electronics	3.29%
Telecommunications	1.64%	Retail	2.80%
Oil&Gas	1.57%	Computers	2.74%
Commercial Services	0.83%	Healthcare-Products	2.09%
Chemicals	0.69%	Electrical	2.06%
Multi-National	0.25%	Diversified Financial Services	1.97%
	<u>26.29%</u>	Pharmaceuticals	1.72%
		Others	13.29%
			<u>50.74%</u>

Source: Maybank Asset Management Sdn. Bhd.

**Country Allocation as at 31-Aug-21**

Sukuk		Equities	
Saudi Arabia	6.59%	United States	31.61%
United Arab Emirates	5.98%	Japan	3.81%
Malaysia	5.90%	Taiwan	2.99%
Indonesia	5.38%	France	2.06%
Kuwait	1.22%	Canada	1.82%
Qatar	0.96%	Netherlands	1.79%
Supranational	0.26%	China	1.71%
	<u>26.29%</u>	Switzerland	1.37%
		Hong Kong	1.10%
		Britain	1.07%
		Ireland	0.75%
		Denmark	0.66%
			<u>50.74%</u>

Source: Maybank Asset Management Sdn. Bhd.

**Top 5 Holdings as at 31-Aug-21**

Sukuk		Equities	
TNB GLOBAL VENTURES CAPITAL BHD	4.851%	01.11.28	1.96%
PERUSAHAAN PENERBIT SBSN INDONESIA III	4.45%	20.02.29	1.78%
KSA SUKUK LIMITED	3.628%	20.04.27	1.69%
PERUSAHAAN PENERBIT SBSN INDONESIA III	2.80%	23.06.30	1.66%
MALAYSIA WAKALA SUKUK	2.070%	28.04.31	1.62%

Equities	
ALPHABET INC	2.87%
MICROSOFT CORP	2.35%
APPLE INC	1.99%
TAIWAN SEMICONDUCTOR MANUFACTURING CO LTD	1.84%
ASML HOLDINGS N.V.	1.79%

Source: Maybank Asset Management Sdn. Bhd.

**Credit Ratings as at 31-Aug-21**

AA	0.26%
A	9.46%
BBB	16.57%
	<u>26.29%</u>

Source: Maybank Asset Management Sdn. Bhd.

The yield of the distributions are calculated based on the total dividend payout/ex-distribution NAV.

The term "Maybank AM" used herein refers to Maybank Asset Management. This Fund Fact Sheet ("FFS") is for informational purpose only. You should seek your own financial advice from a licensed adviser before investing in this Fund. Maybank AM does not make any representations or warranties of any kind express or implied, about the completeness, accuracy, reliability, suitability or availability with respect to the information contained herein.

Investors are advised to read and understand the contents of the Prospectus dated 17 June 2019, the First Supplementary Prospectus dated 15 June 2020, the Second Supplementary Prospectus dated 17 September 2020, the Third Supplementary Prospectus dated 22 February 2021 and the Fund's Product Highlights Sheets ("PHS") before investing. The Prospectus and PHS are available at our nearest representative offices and investors have the right to request for a copy of the Prospectus and PHS. The Prospectus has been registered with the Securities Commission Malaysia who takes no responsibility for its contents.

You should be aware that investments in unit trust funds carry risks. An outline of the risks are contained in the Prospectus. Unit prices and income distribution, if any, may rise or fall. Past performance of a fund is not indicative of future performance. Please consider the fees and charges involved before investing. Units will be issued upon receipt of completed application form accompanying the Prospectus and subject to terms and conditions therein.

In no event shall Maybank AM be liable for any loss or damages howsoever arising whether in contract, tort, negligence, strict liability or any other basis, including without limitation, direct or indirect, special, incidental, consequential or punitive damages arising i) from incompleteness, inaccuracy, unreliability, unsuitability or unavailability with respect to this FFS and/or reliance thereon; or ii) from reproduction or use of the information/copyright/trademark contained in the FFS.

SC's approval or authorisation, or the registration, lodgement or submission of the Prospectus/ Information Memorandum does not amount to nor indicate that the SC has recommended or endorsed the Fund or the Fund Fact Sheet.