

**FUND OBJECTIVE**

The Maybank Greater China Asean Equity-I - Class A (MYR) ("MGCE-I Class A" or "the Fund") is a Shariah-compliant equity fund that aims to achieve capital growth over the Long Term by investing in Shariah-compliant shares and/or other Shariah-compliant securities equivalent to shares.

Any material changes to the investment objective of the Fund would require Unit Holders' approval.



**FUND INFORMATION**

**Fund Category**  
Equity (Shariah)

**Fund Type**  
Growth

**Launch Date**  
27-Apr-15

**Benchmark**  
35% MSCI China Islamic Index + 15% MSCI Hong Kong Islamic Index + 50% MSCI AC Asean Islamic Index

**NAV Per Unit**  
RM 1.0666

**Class Size**  
RM 15.24 million

**Total Fund Size (all classes)**  
RM 17.49 million (4.21 USD million)

**Distribution Policy**  
Distribution, if any, is incidental and will be made from the realised income of the Fund.

**Initial Offer Price (IOP)**  
RM1.0000

**Sales Charge**  
Up to 5.00% of the NAV per Unit of the Class

**Redemption Charge**  
Nil

**Annual Management Fee**  
Up to 1.80% per annum of the NAV of the Class.

**Annual Trustee Fee**  
Up to 0.05% per annum of the NAV of the Fund, subject to a maximum of RM150,000.00 per annum (excluding foreign custodian fees and charges)

**Min. Initial Investment**  
RM 1000

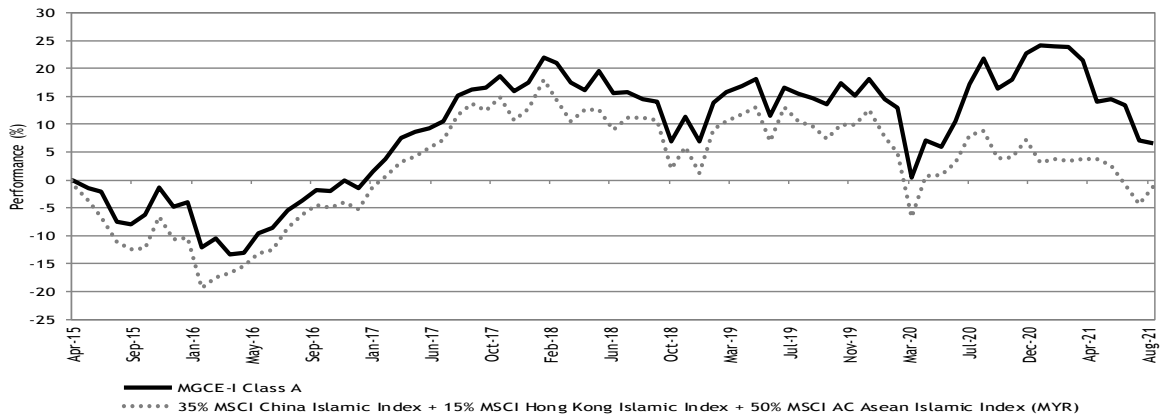
**Min. Additional Investment**  
RM 100

**Cut-off time for injection / Withdrawal**  
4.00 p.m. on a Business Day as stated in Prospectus / Information Memorandum.  
Do note that times may differ from respective distributors.

**Period of payment after withdrawal**  
Within 7 Business Days

**Financial Year End**  
30-Apr

**Performance Record as at 31-Aug-21**



\*\* Performance record from 27 April 15 - 31 Aug 21, income reinvested, calculated in MYR  
\*\* Inclusive of distribution since inception (if any)  
Source: Novagmi Analytics and Advisory Sdn. Bhd.

**Performance (%) Return as at 31-Aug-21**


Total Return	YTD	1 Mth	3 Mth	6 Mth	1 Yr	3 Yr	5 Yr	SI
Fund	-14.12	-0.38	-6.92	-13.85	-12.39	-6.91	10.84	6.66
Benchmark	-4.21	3.36	-3.79	-4.47	-9.20	-11.16	5.34	-1.18

	Annualised Return			Calendar Year Return				
	3 Yr	5 Yr	SI	2020	2019	2018	2017	2016
Fund	-2.36	2.08	1.02	5.14	10.51	-8.99	19.19	2.63
Benchmark	-3.87	1.05	-0.19	-8.44	11.29	-10.24	19.10	5.61

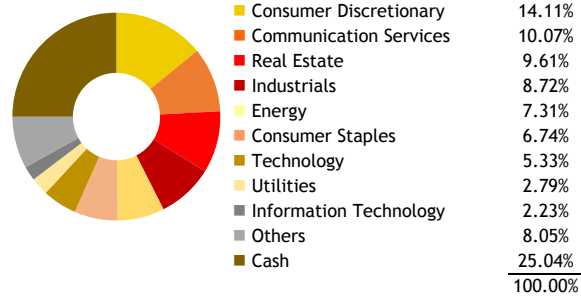
Source: Novagmi Analytics and Advisory Sdn. Bhd.

**Asset Allocation as at 31-Aug-21**



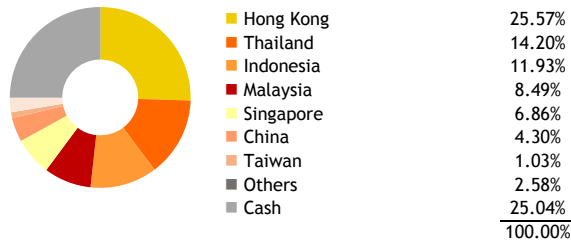
Source: Maybank Asset Management Sdn. Bhd.

**Sector Allocation as at 31-Aug-21**



Source: Maybank Asset Management Sdn. Bhd.

**Country Allocation as at 31-Aug-21**



Source: Maybank Asset Management Sdn. Bhd.

**Top 10 Holdings as at 31-Aug-21**

TELEKOMUNIKASI INDONESIA (PERSERO) TBK PT	5.14%
AIRPORTS OF THAILAND PRIVATE COMPANY LIMITED	5.02%
PTT PUBLIC COMPANY LIMITED	4.59%
SASSEUR REAL ESTATE INVESTMENT TRUST	2.97%
COM7 PRIVATE COMPANY LIMITED -NVDR	2.51%
XIAOMI CORPORATION -CLASS B	2.47%
ALIBABA GROUP HOLDING LIMITED	2.36%
PTT EXPLORATION & PRODUCTION PRIVATE COMPANY LIMITED -NVDR	2.08%
TENCENT HOLDINGS LIMITED	1.99%
CHINA MENGNIU DAIRY COMPANY LIMITED	1.97%

Source: Maybank Asset Management Sdn. Bhd.

The yield of the distributions are calculated based on the total dividend payout/ex-distribution NAV.

Based on the fund's portfolio returns as at 31 August 2021, the Volatility Factor (VF) for this fund is 13.78 and is classified as "Moderate". (Source: Lipper). "Moderate" includes funds with VF that are above 10.84 and less than or equal to 14.24 (source: Lipper). The VF means there is a possibility for the fund in generating an upside return or downside return around this VF. The Volatility Class (VC) is assigned by Lipper based on quintile ranks of VF for qualified funds. VF is subject to monthly revision and VC will be revised every six months. The fund's portfolio may have changed since this date and there is no guarantee that the fund will continue to have the same VF or VC in the future. Presently, only funds launched in the market for at least 36 months will display the VF and its VC.

The term "Maybank AM" used herein refers to Maybank Asset Management. This Fund Fact Sheet ("FFS") is for informational purpose only. You should seek your own financial advice from a licensed adviser before investing in this Fund. Maybank AM does not make any representations or warranties of any kind express or implied, about the completeness, accuracy, reliability, suitability or availability with respect to the information contained herein.

Investors are advised to read and understand the contents of the Prospectus dated 26 June 2018, the First Supplementary Prospectus dated 30 April 2019, the Second Supplementary Prospectus dated 22 February 2021 and the Fund's Product Highlights Sheets ("PHS") before investing. The Prospectus and PHS are available at our nearest representative offices and investors have the right to request for a copy of the Prospectus and PHS. The Prospectus have been registered with the Securities Commission Malaysia who takes no responsibility for its contents.

You should be aware that investments in unit trust funds carry risks. An outline of the risks are contained in the Prospectus. Unit prices and income distribution, if any, may rise or fall. Past performance of a fund is not indicative of future performance. Please consider the fees and charges involved before investing. Units will be issued upon receipt of completed application form accompanying the Prospectus and subject to terms and conditions therein.

In no event shall Maybank AM be liable for any loss or damages howsoever arising whether in contract, tort, negligence, strict liability or any other basis, including without limitation, direct or indirect, special, incidental, consequential or punitive damages arising i) from incompleteness, inaccuracy, unreliability, unsuitability or unavailability with respect to this FFS and/or reliance thereon; or ii) from reproduction or use of the information/copyright/trademark contained in the FFS.

SC's approval or authorisation, or the registration, lodgement or submission of the Prospectus/ Information Memorandum does not amount to nor indicate that the SC has recommended or endorsed the Fund or the Fund Fact Sheet.

**FUND OBJECTIVE**

The Maybank Greater China Asean Equity-I - Class B (USD) ("MGCE-I Class B" or "the Fund") is a Shariah-compliant equity fund that aims to achieve capital growth over the Long Term by investing in Shariah-compliant shares and/or other Shariah-compliant securities equivalent to shares.

Any material changes to the investment objective of the Fund would require Unit Holders' approval.



**FUND INFORMATION**

**Fund Category**  
Equity (Shariah)

**Fund Type**  
Growth

**Launch Date**  
27-Apr-15

**Benchmark**  
35% MSCI China Islamic Index + 15% MSCI Hong Kong Islamic Index + 50% MSCI MSCI AC Asean Islamic Index

**NAV Per Unit**  
USD 0.9509

**Class Size**  
USD 0.54 million

**Total Fund Size (all classes)**  
RM 17.49 million (4.21 USD million)

**Distribution Policy**  
Distribution, if any, is incidental and will be made from the realised income of the Fund.

**Initial Offer Price (IOP)**  
USD 1.0000

**Sales Charge**  
Up to 5.00% of the NAV per Unit of the Class

**Redemption Charge**  
Nil

**Annual Management Fee**  
Up to 1.50% per annum of the NAV of the Class.

**Annual Trustee Fee**  
Up to 0.05% per annum of the NAV of the Fund, subject to a maximum of RM150,000.00 per annum (excluding foreign custodian fees and charges)

**Min. Initial Investment**  
USD 1000

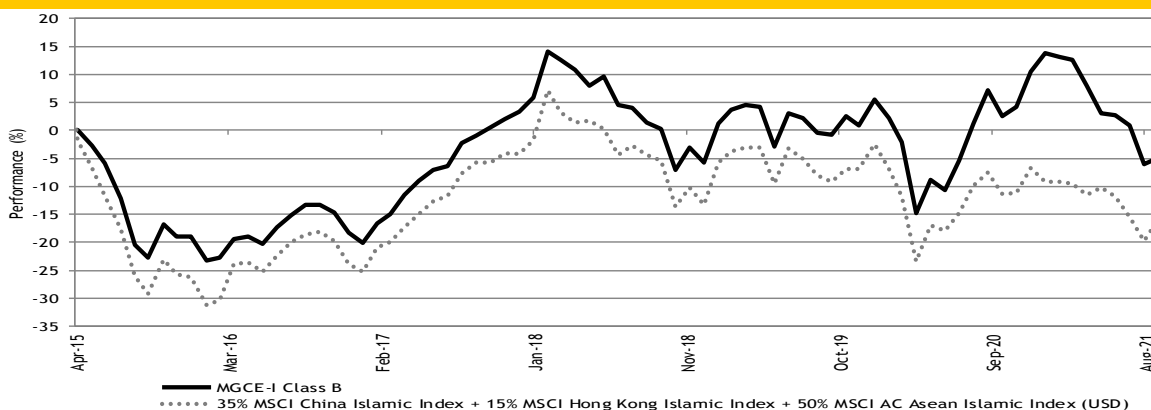
**Min. Additional Investment**  
USD 100

**Cut-off time for injection / Withdrawal**  
4.00 p.m. on a Business Day as stated in Prospectus / Information Memorandum. Do note that times may differ from respective distributors.

**Period of payment after withdrawal**  
Within 7 Business Days

**Financial Year End**  
30-Apr

**Performance Record as at 31-Aug-21**



\*\* Performance record from 27 April 15 - 31 Aug 21, income reinvested, calculated in USD  
\*\* Inclusive of distribution since Inception (if any)  
Source: Novagmi Analytics and Advisory Sdn. Bhd.

**Performance (%) Return as at 31-Aug-21**

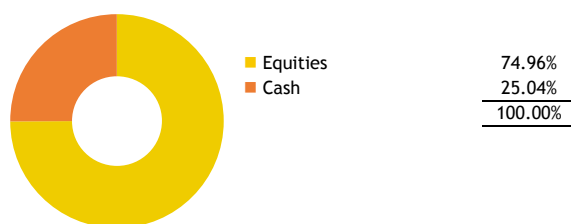
Total Return	YTD	1 Mth	3 Mth	6 Mth	1 Yr	3 Yr	5 Yr	SI
Fund	-16.40	1.17	-7.37	-15.57	-11.23	-6.28	9.72	-4.91
Benchmark	-7.30	4.99	-4.50	-6.89	-8.96	-11.96	3.48	-15.79

	Annualised Return			Calendar Year Return				
	3 Yr	5 Yr	SI	2020	2019	2018	2017	2016
Fund	-2.14	1.87	-0.79	7.73	12.03	-10.90	32.42	-1.44
Benchmark	-4.16	0.69	-2.67	-6.84	12.48	-11.81	31.58	1.31

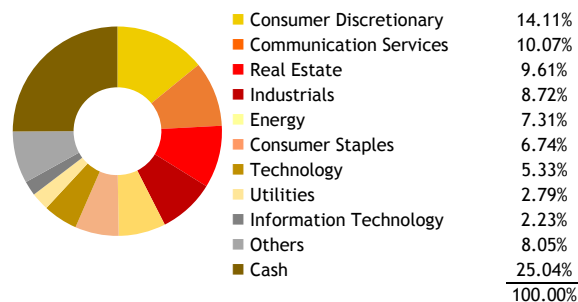
Source: Novagmi Analytics and Advisory Sdn. Bhd.

**Asset Allocation as at 31-Aug-21**



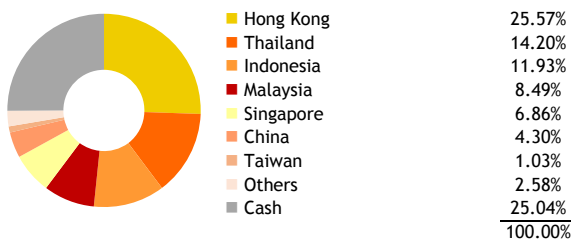
Source: Maybank Asset Management Sdn. Bhd.

**Sector Allocation as at 31-Aug-21**



Source: Maybank Asset Management Sdn. Bhd.

**Country Allocation as at 31-Aug-21**



Source: Maybank Asset Management Sdn. Bhd.

**Top 10 Holdings as at 31-Aug-21**

TELEKOMUNIKASI INDONESIA (PERSERO) TBK PT	5.14%
AIRPORTS OF THAILAND PRIVATE COMPANY LIMITED	5.02%
PTT PUBLIC COMPANY LIMITED	4.59%
SASSEUR REAL ESTATE INVESTMENT TRUST	2.97%
COM7 PRIVATE COMPANY LIMITED -NVDR	2.51%
XIAOMI CORPORATION -CLASS B	2.47%
ALIBABA GROUP HOLDING LIMITED	2.36%
PTT EXPLORATION & PRODUCTION PRIVATE COMPANY LIMITED -NVDR	2.08%
TENCENT HOLDINGS LIMITED	1.99%
CHINA MENGNIU DAIRY COMPANY LIMITED	1.97%

Source: Maybank Asset Management Sdn. Bhd.

The yield of the distributions are calculated based on the total dividend payout/ex-distribution NAV.

Based on the fund's portfolio returns as at 31 August 2021, the Volatility Factor (VF) for this fund is 13.67 and is classified as "Moderate". (Source: Lipper). "Moderate" includes funds with VF that are above 10.84 and less than or equal to 14.24 (source: Lipper). The VF means there is a possibility for the fund in generating an upside return or downside return around this VF. The Volatility Class (VC) is assigned by Lipper based on quintile ranks of VF for qualified funds. VF is subject to monthly revision and VC will be revised every six months. The fund's portfolio may have changed since this date and there is no guarantee that the fund will continue to have the same VF or VC in the future. Presently, only funds launched in the market for at least 36 months will display the VF and its VC.

The term "Maybank AM" used herein refers to Maybank Asset Management. This Fund Fact Sheet ("FFS") is for informational purpose only. You should seek your own financial advice from a licensed adviser before investing in this Fund. Maybank AM does not make any representations or warranties of any kind express or implied, about the completeness, accuracy, reliability, suitability or availability with respect to the information contained herein.

Investors are advised to read and understand the contents of the Prospectus dated 26 June 2018, the First Supplementary Prospectus dated 30 April 2019, the Second Supplementary Prospectus dated 22 February 2021 and the Fund's Product Highlights Sheets ("PHS") before investing. The Prospectus and PHS are available at our nearest representative offices and investors have the right to request for a copy of the Prospectus and PHS. The Prospectus have been registered with the Securities Commission Malaysia who takes no responsibility for its contents.

You should be aware that investments in unit trust funds carry risks. An outline of the risks are contained in the Prospectus. Unit prices and income distribution, if any, may rise or fall. Past performance of a fund is not indicative of future performance. Please consider the fees and charges involved before investing. Units will be issued upon receipt of completed application form accompanying the Prospectus and subject to terms and conditions therein.

In no event shall Maybank AM be liable for any loss or damages howsoever arising whether in contract, tort, negligence, strict liability or any other basis, including without limitation, direct or indirect, special, incidental, consequential or punitive damages arising i) from incompleteness, inaccuracy, unreliability, unsuitability or unavailability with respect to this FFS and/or reliance thereon; or ii) from reproduction or use of the information/copyright/trademark contained in the FFS.

SC's approval or authorisation, or the registration, lodgement or submission of the Prospectus/ Information Memorandum does not amount to nor indicate that the SC has recommended or endorsed the Fund or the Fund Fact Sheet.

**FUND OBJECTIVE**

The Maybank Greater China Asean Equity-I - Class C (USD) ("MGCE-I Class C" or "the Fund") is a Shariah-compliant equity fund that aims to achieve capital growth over the Long Term by investing in Shariah-compliant shares and/or other Shariah-compliant securities equivalent to shares.

Any material changes to the investment objective of the Fund would require Unit Holders' approval.



**FUND INFORMATION**

**Fund Category**  
Equity (Shariah)

**Fund Type**  
Growth

**Launch Date**  
27-Apr-15

**Benchmark**  
35% MSCI China Islamic Index + 15% MSCI Hong Kong Islamic Index + 50% MSCI AC Asean Islamic Index

**NAV Per Unit**  
USD 0.9950

**Class Size**  
USD 994.60

**Total Fund Size (all classes)**  
RM 17.49 million (4.21 USD million)

**Distribution Policy**  
Distribution, if any, is incidental and will be made from the realised income of the Fund.

**Initial Offer Price (IOP)**  
USD 1.0000

**Sales Charge**  
Nil

**Redemption Charge**  
Nil

**Annual Management Fee**  
Up to 0.75% per annum of the NAV of the Class.

**Annual Trustee Fee**  
Up to 0.05% per annum of the NAV of the Fund, subject to a maximum of RM150,000.00 per annum (excluding foreign custodian fees and charges)

**Min. Initial Investment**  
USD 1,000,000

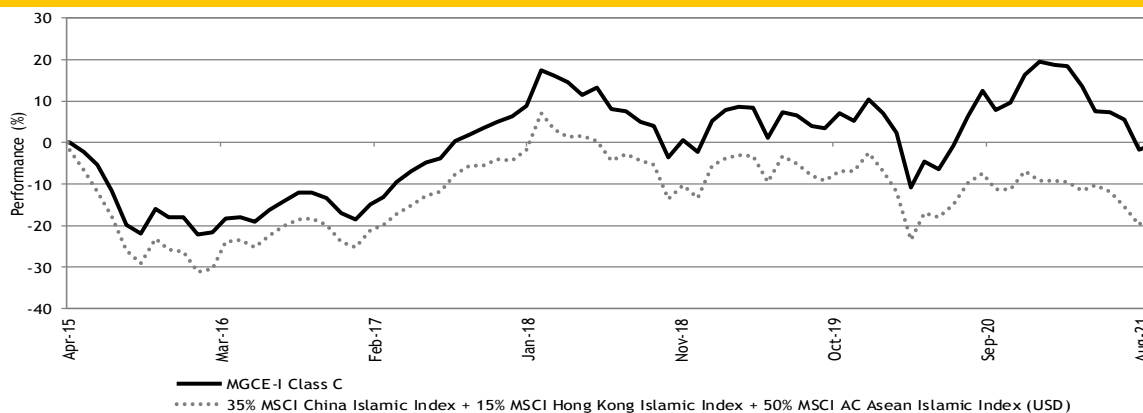
**Min. Additional Investment**  
USD 10,000

**Cut-off time for injection / Withdrawal**  
4.00 p.m. on a Business Day as stated in Prospectus / Information Memorandum. Do note that times may differ from respective distributors.

**Period of payment after withdrawal**  
Within 7 Business Days

**Financial Year End**  
30-Apr

**Performance Record as at 31-Aug-21**



\*\* Performance record from 27 April 15 - 31 Aug 21, income reinvested, calculated in USD  
\*\* Inclusive of distribution since inception (if any)  
Source: Novagmi Analytics and Advisory Sdn. Bhd.

**Performance (%) Return as at 31-Aug-21**

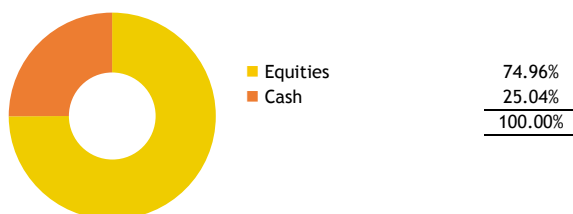
Total Return	YTD	1 Mth	3 Mth	6 Mth	1 Yr	3 Yr	5 Yr	SI
Fund	-16.64	1.25	-7.23	-15.89	-11.52	-5.29	13.26	-0.50
Benchmark	-7.30	4.99	-4.50	-6.89	-8.96	-11.96	3.48	-15.79

	Annualised Return			Calendar Year Return				
	3 Yr	5 Yr	SI	2020	2019	2018	2017	2016
Fund	-1.80	2.52	-0.08	8.16	12.80	-10.22	33.67	-0.73
Benchmark	-4.16	0.69	-2.67	-6.84	12.48	-11.81	31.58	1.31

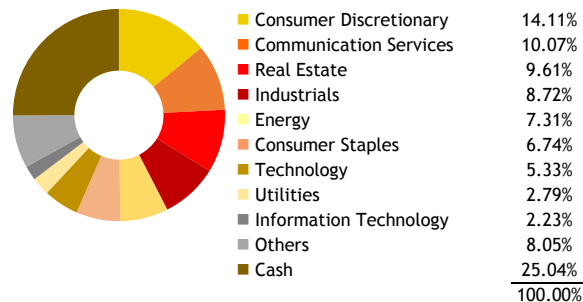
Source: Novagmi Analytics and Advisory Sdn. Bhd.

**Asset Allocation as at 31-Aug-21**



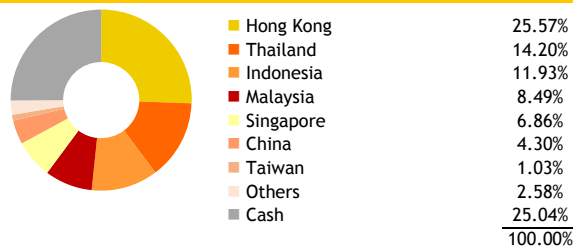
Source: Maybank Asset Management Sdn. Bhd.

**Sector Allocation as at 31-Aug-21**



Source: Maybank Asset Management Sdn. Bhd.

**Country Allocation as at 31-Aug-21**



Source: Maybank Asset Management Sdn. Bhd.

**Top 10 Holdings as at 31-Aug-21**

TELEKOMUNIKASI INDONESIA (PERSERO) TBK PT	5.14%
AIRPORTS OF THAILAND PRIVATE COMPANY LIMITED	5.02%
PTT PUBLIC COMPANY LIMITED	4.59%
SASSEUR REAL ESTATE INVESTMENT TRUST	2.97%
COM7 PRIVATE COMPANY LIMITED -NVDR	2.51%
XIAOMI CORPORATION -CLASS B	2.47%
ALIBABA GROUP HOLDING LIMITED	2.36%
PTT EXPLORATION & PRODUCTION PRIVATE COMPANY LIMITED -NVDR	2.08%
TENCENT HOLDINGS LIMITED	1.99%
CHINA MENGNIU DAIRY COMPANY LIMITED	1.97%

Source: Maybank Asset Management Sdn. Bhd.

The yield of the distributions are calculated based on the total dividend payout/ex-distribution NAV.

Based on the fund's portfolio returns as at 31 August 2021, the Volatility Factor (VF) for this fund is 13.78 and is classified as "Moderate". (Source: Lipper). "Moderate" includes funds with VF that are above 10.84 and less than or equal to 14.24 (source: Lipper). The VF means there is a possibility for the fund in generating an upside return or downside return around this VF. The Volatility Class (VC) is assigned by Lipper based on quintile ranks of VF for qualified funds. VF is subject to monthly revision and VC will be revised every six months. The fund's portfolio may have changed since this date and there is no guarantee that the fund will continue to have the same VF or VC in the future. Presently, only funds launched in the market for at least 36 months will display the VF and its VC.

The term "Maybank AM" used herein refers to Maybank Asset Management. This Fund Fact Sheet ("FFS") is for informational purpose only. You should seek your own financial advice from a licensed adviser before investing in this Fund. Maybank AM does not make any representations or warranties of any kind express or implied, about the completeness, accuracy, reliability, suitability or availability with respect to the information contained herein.

Investors are advised to read and understand the contents of the Prospectus dated 26 June 2018, the First Supplementary Prospectus dated 30 April 2019, the Second Supplementary Prospectus dated 22 February 2021 and the Fund's Product Highlights Sheets ("PHS") before investing. The Prospectus and PHS are available at our nearest representative offices and investors have the right to request for a copy of the Prospectus and PHS. The Prospectus have been registered with the Securities Commission Malaysia who takes no responsibility for its contents.

You should be aware that investments in unit trust funds carry risks. An outline of the risks are contained in the Prospectus. Unit prices and income distribution, if any, may rise or fall. Past performance of a fund is not indicative of future performance. Please consider the fees and charges involved before investing. Units will be issued upon receipt of completed application form accompanying the Prospectus and subject to terms and conditions therein.


In no event shall Maybank AM be liable for any loss or damages howsoever arising whether in contract, tort, negligence, strict liability or any other basis, including without limitation, direct or indirect, special, incidental, consequential or punitive damages arising i) from incompleteness, inaccuracy, unreliability, unsuitability or unavailability with respect to this FFS and/or reliance thereon; or ii) from reproduction or use of the information/copyright/trademark contained in the FFS.

SC's approval or authorisation, or the registration, lodgement or submission of the Prospectus/ Information Memorandum does not amount to nor indicate that the SC has recommended or endorsed the Fund or the Fund Fact Sheet.

**FUND OBJECTIVE**

The Maybank Greater China Asean Equity-I - Class D (USD) ("MGCE-I Class D" or "the Fund") is a Shariah-compliant equity fund that aims to achieve capital growth over the Long Term by investing in Shariah-compliant shares and/or other Shariah-compliant securities equivalent to shares.

Any material changes to the investment objective of the Fund would require Unit Holders' approval.



**FUND INFORMATION**

**Fund Category**  
Equity (Shariah)

**Fund Type**  
Growth

**Launch Date**  
26-Jun-18

**Benchmark**  
35% MSCI China Islamic Index + 15% MSCI Hong Kong Islamic Index + 50% MSCI AC Asean Islamic Index

**NAV Per Unit**  
USD 0.9571

**Class Size**  
USD 956.68

**Total Fund Size (all classes)**  
RM 17.49 million (4.21 USD million)

**Distribution Policy**  
Distribution, if any, is incidental and will be made from the realised income of the Fund.

**Initial Offer Price (IOP)**  
USD 1.0000

**Sales Charge**  
Nil

**Redemption Charge**  
Nil

**Annual Management Fee**  
Nil

**Annual Trustee Fee**  
Up to 0.05% per annum of the NAV of the Fund, subject to a maximum of RM150,000.00 per annum (excluding foreign custodian fees and charges)

**Min. Initial Investment**  
USD 1,000,000

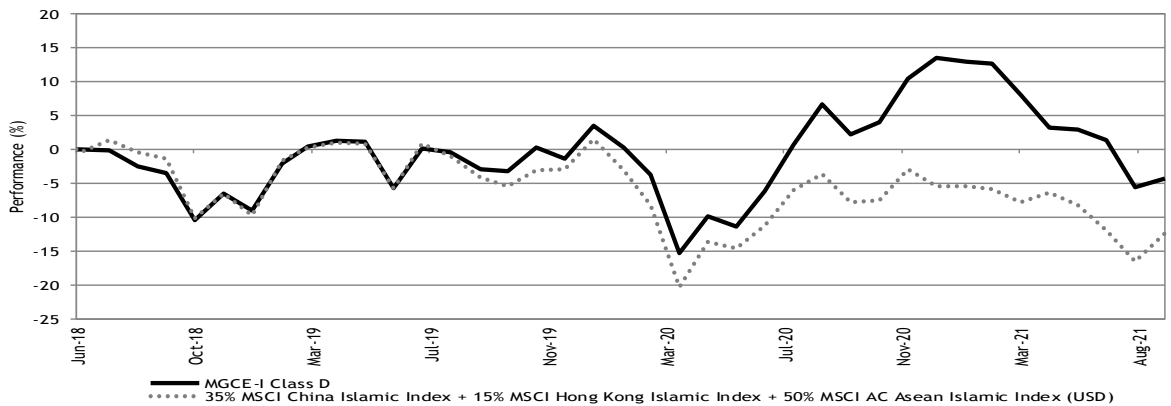
**Min. Additional Investment**  
USD 10,000

**Cut-off time for injection / Withdrawal**  
4.00 p.m. on a Business Day as stated in Prospectus / Information Memorandum. Do note that times may differ from respective distributors.

**Period of payment after withdrawal**  
Within 7 Business Days

**Financial Year End**  
30-Apr

**Performance Record as at 31-Aug-21**



\*\* Performance record from 26 June 18 - 31 Aug 21, income reinvested, calculated in USD  
 \*\* Inclusive of distribution since inception (if any)  
 Source: Novagni Analytics and Advisory Sdn. Bhd.

**Performance (%) Return as at 31-Aug-21**


Total Return	YTD	1 Mth	3 Mth	6 Mth	1 Yr	3 Yr	5 Yr	SI
Fund	-15.64	1.31	-7.07	-14.99	-10.23	-1.87	-	-4.29
Benchmark	-7.30	4.99	-4.50	-6.89	-8.96	-11.96	-	-12.27

	Annualised Return			Calendar Year Return				
	3 Yr	5 Yr	SI	2020	2019	2018*	2017	2016
Fund	-0.63	-	-1.37	9.63	13.64	-8.94	-	-
Benchmark	-4.16	-	-4.03	-6.84	12.48	-10.06	-	-

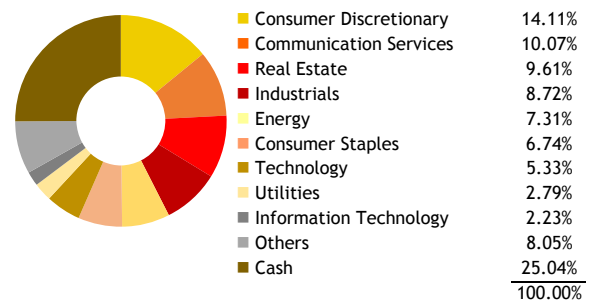
\*since commencement till 31 Dec 2018  
 Source: Novagni Analytics and Advisory Sdn. Bhd.

**Asset Allocation as at 31-Aug-21**



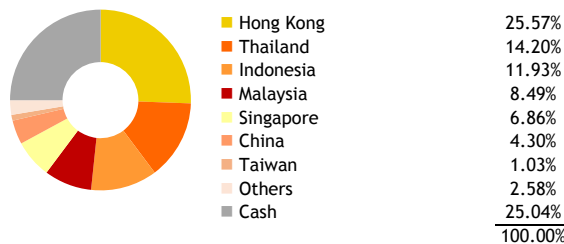
Source: Maybank Asset Management Sdn. Bhd.

**Sector Allocation as at 31-Aug-21**



Source: Maybank Asset Management Sdn. Bhd.

**Country Allocation as at 31-Aug-21**



Source: Maybank Asset Management Sdn. Bhd.

**Top 10 Holdings as at 31-Aug-21**

TELEKOMUNIKASI INDONESIA (PERSERO) TBK PT	5.14%
AIRPORTS OF THAILAND PRIVATE COMPANY LIMITED	5.02%
PTT PUBLIC COMPANY LIMITED	4.59%
SASSEUR REAL ESTATE INVESTMENT TRUST	2.97%
COM7 PRIVATE COMPANY LIMITED -NVDR	2.51%
XIAOMI CORPORATION -CLASS B	2.47%
ALIBABA GROUP HOLDING LIMITED	2.36%
PTT EXPLORATION & PRODUCTION PRIVATE COMPANY LIMITED -NVDR	2.08%
TENCENT HOLDINGS LIMITED	1.99%
CHINA MENGNIU DAIRY COMPANY LIMITED	1.97%

Source: Maybank Asset Management Sdn. Bhd.

The yield of the distributions are calculated based on the total dividend payout/ex-distribution NAV.

Based on the fund's portfolio returns as at 31 August 2021, the Volatility Factor (VF) for this fund is 13.30 and is classified as "Moderate". (Source: Lipper). "Moderate" includes funds with VF that are above 10.84 and less than or equal to 14.24 (source: Lipper). The VF means there is a possibility for the fund in generating an upside return or downside return around this VF. The Volatility Class (VC) is assigned by Lipper based on quintile ranks of VF for qualified funds. VF is subject to monthly revision and VC will be revised every six months. The fund's portfolio may have changed since this date and there is no guarantee that the fund will continue to have the same VF or VC in the future. Presently, only funds launched in the market for at least 36 months will display the VF and its VC.

The term "Maybank AM" used herein refers to Maybank Asset Management. This Fund Fact Sheet ("FFS") is for informational purpose only. You should seek your own financial advice from a licensed adviser before investing in this Fund. Maybank AM does not make any representations or warranties of any kind express or implied, about the completeness, accuracy, reliability, suitability or availability with respect to the information contained herein.

Investors are advised to read and understand the contents of the Prospectus dated 26 June 2018, the First Supplementary Prospectus dated 30 April 2019, the Second Supplementary Prospectus dated 22 February 2021 and the Fund's Product Highlights Sheets ("PHS") before investing. The Prospectus and PHS are available at our nearest representative offices and investors have the right to request for a copy of the Prospectus and PHS. The Prospectus have been registered with the Securities Commission Malaysia who takes no responsibility for its contents.

You should be aware that investments in unit trust funds carry risks. An outline of the risks are contained in the Prospectus. Unit prices and income distribution, if any, may rise or fall. Past performance of a fund is not indicative of future performance. Please consider the fees and charges involved before investing. Units will be issued upon receipt of completed application form accompanying the Prospectus and subject to terms and conditions therein.

In no event shall Maybank AM be liable for any loss or damages howsoever arising whether in contract, tort, negligence, strict liability or any other basis, including without limitation, direct or indirect, special, incidental, consequential or punitive damages arising i) from incompleteness, inaccuracy, unreliability, unsuitability or unavailability with respect to this FFS and/or reliance thereon; or ii) from reproduction or use of the information/copyright/trademark contained in the FFS.

SC's approval or authorisation, or the registration, lodgement or submission of the Prospectus/ Information Memorandum does not amount to nor indicate that the SC has recommended or endorsed the Fund or the Fund Fact Sheet.