

**FUND OBJECTIVE**

The Maybank Malaysia SmallCap Fund ("MMSCF" or "the Fund") is an equity fund that aims to achieve Medium to Long Term capital growth by primarily investing into securities of small and medium sized companies:

- (i) listed on the Bursa Malaysia's Main Market, ACE Market and/or any other boards approved by the SC;
- (ii) with market capitalisation of not more than the limit considered by the SC to be appropriate for fund similar to this Fund; and
- (iii) which have the potential for capital appreciation over the Medium to Long Term.

Any material change to the investment objective of the Fund would require Unit Holders' approval.



**FUND INFORMATION**

**Fund Category**

Equity

**Fund Type**

Growth

**Launch Date**

3-Mar-04

**Benchmark**

100% FBM SmallCap Index

**NAV Per Unit**

RM 0.7651

**Fund Size**

RM 122.67 million

**Distribution Policy**

It is not the main objective of the Fund to distribute income as the main focus of the Fund is to secure capital growth in line with the performance of the Fund's benchmark. Any distribution is at the Manager's discretion, subject to Trustee's approval. Distribution will be made from realised income and realised gains of the Fund.

**Initial Offer Price (IOP)**

RM 0.5000

**Sales Charge**

Up to 6.50% of the NAV per Unit of the Fund

**Redemption Charge**

Nil

**Annual Management Fee**

1.50% of the NAV, calculated and accrued on a daily basis

**Annual Trustee Fee**

Up to 0.07%, subject to a minimum fee of RM18,000 per annum.

**Min. Initial Investment**

RM500

**Min. Additional Investment**

RM100

**Cut-off time for injection / Withdrawal**

4.00 p.m. on a Business Day as stated in Prospectus / Information Memorandum. Do note that times may differ from respective distributors.

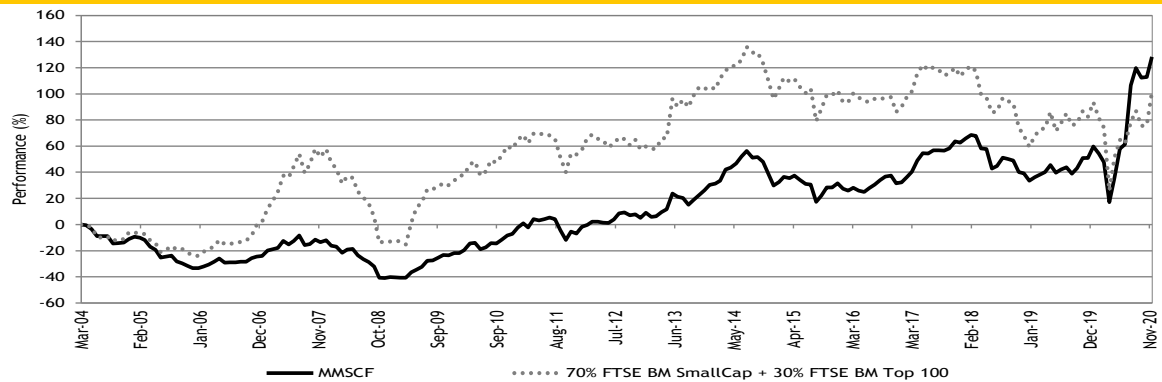
**Period of payment after withdrawal**

Within 10 calendar days

**Financial Year End**

31-Jul

**Performance Record as at 30-Nov-20**



\*\* Performance record from 3 Mar 04 - 30 Nov 20, income reinvested, calculated in MYR  
\* Inclusive of distribution since inception (if any)  
Source: Novagni Analytics and Advisory Sdn. Bhd.

**Performance (%) Return as at 30-Nov-20**

Total Return	YTD	1 Mth	3 Mth	6 Mth	1 Yr	3 Yr	5 Yr	SI
Fund	42.81	7.25	3.94	44.42	51.23	40.45	77.90	128.31
Benchmark	3.98	14.21	7.51	22.11	10.29	-5.68	1.11	101.28
	Annualised Return			Calendar Year Return				
	3 Yr	5 Yr	SI	2019	2018	2017	2016	2015
Fund	11.99	12.21	5.05	19.79	-19.50	25.40	0.45	1.28
Benchmark	-1.93	0.22	4.26	21.43	-27.08	14.97	-6.11	3.38


Source: Novagni Analytics and Advisory Sdn. Bhd.

**Income Distribution History**

Date	Gross (sen)	Yield (%)	Total yield (%)
29/07/2020	1.50	2.15	2.15
31/07/2017	4.00	7.46	7.46
31/07/2014	4.00	6.96	6.96
31/07/2013	3.00	6.35	6.35
31/07/2012	2.50	5.51	5.51

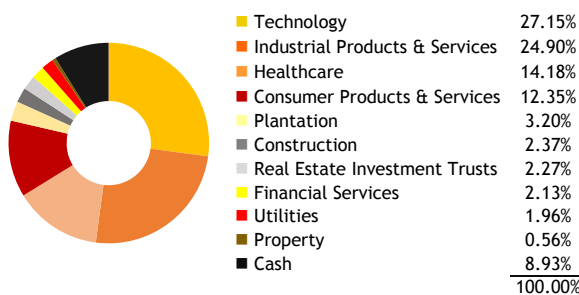
Source: Maybank Asset Management Sdn. Bhd.

**Asset Allocation as at 30-Nov-20**



Source: Maybank Asset Management Sdn. Bhd.

**Sector Allocation as at 30-Nov-20**



Source: Maybank Asset Management Sdn. Bhd.

**Top 10 Holdings as at 30-Nov-20**

SUPERMAX CORPORATION BHD	7.42%
PERAK TRANSIT BERHAD	6.30%
UWC BERHAD	6.11%
FRONTKEN CORP BHD	4.77%
GLOBETRONICS TECHNOLOGY BERHAD	4.24%
FOCUS POINT HOLDINGS BERHAD	4.22%
MALAYSIAN PACIFIC INDUSTRIES BHD	4.09%
COMFORT GLOVES BERHAD	3.25%
DUFU TECHNOLOGY CORP. BERHAD	2.86%
FOUNDPAC GROUP BERHAD	2.86%

Source: Maybank Asset Management Sdn. Bhd.

The yield of the distributions are calculated based on the total dividend payout/ex-distribution NAV.

Based on the fund's portfolio returns as at 30 November 2020, the Volatility Factor (VF) for this fund is 26.93 and is classified as "Very High". (Source: Lipper). "Very High" includes funds with VF that are above 16.91 (source: Lipper). The VF means there is a possibility for the fund in generating an upside return or downside return around this VF. The Volatility Class (VC) is assigned by Lipper based on quintile ranks of VF for qualified funds. VF is subject to monthly revision and VC will be revised every six months. The fund's portfolio may have changed since this date and there is no guarantee that the fund will continue to have the same VF or VC in the future. Presently, only funds launched in the market for at least 36 months will display the VF and its VC.

This is a replacement Master Prospectus dated 17 January 2020 in respect of the funds that replaces and supercedes the Master Prospectus dated 1 November 2018 as amended by the First Supplementary Master Prospectus dated 1 March 2019 and the Second Supplementary Master Prospectus dated 15 August 2019 in respect of the funds.

Investors are advised to read and understand the contents of this Master Prospectus (Conventional Funds) and Product Highlight Sheet before investing. If in doubt, please consult a professional advisor. The Master Prospectus has been registered and lodged with the Securities Commission Malaysia. Among others, investor should consider the fees and charges involved. The price of units and distributions payable, if any, may go down as well as up. Past performances of the fund should not be taken as indicative of its future performance. Where a distribution is declared, investors are advised that following the distribution, the NAV per unit will be reduced from cum-distribution NAV to ex-distribution NAV. Investments in the fund is exposed to equity specific risk, credit and default risk, interest rate risk, currency risk and country risk. Units will only be issued on receipt of an application form referred to and accompanying the Master Prospectus which can be obtained at Maybank branches and any distribution channels as mentioned in the Master Prospectus.

SC's approval or authorisation, or the registration, lodgement or submission of the Prospectus/ Information Memorandum does not amount to nor indicate that the SC has recommended or endorsed the Fund or the Fund Fact Sheet.