



**FUND OBJECTIVE**

The Maybank Money Market-I Fund Class A ("MMMIA" or "the Fund") is a money market (shariah) fund that aims to provide investors with high-level liquidity and regular income<sup>1</sup> stream to meet cash flow requirements based on Shariah Principles while maintaining capital preservation.

Any material change to the investment objective of the Fund would require Unit Holders' approval.

<sup>1</sup> Distribution of income, if any, is through reinvestment of Units into the Unit Holder's account.

**FUND INFORMATION**

**Fund Category**

Money Market (Shariah)

**Fund Type**

Income

**Launch Date**

6-Jul-11

**Benchmark**

Maybank Islamic overnight rate

**NAV Per Unit**

RM 0.5006

**Class Size**

RM 4,047.73 million

**Total Fund Size (all classes)**

RM 4,386.58 million

**Distribution Policy**

Monthly reinvestment, depending on the level of income (if any) the Fund generates.

Distribution will be made from realised income and realised gains of the Fund.

**Initial Offer Price (IOP)**

RM 0.5000

**Sales Charge**

Nil

**Redemption Charge**

Nil

**Annual Management Fee**

Up to 0.50% of the NAV of Class A

**Annual Trustee Fee**

Up to 0.08% per annum of the NAV of the Fund, (before deducting annual management fee and annual trustee fee for the day) accrued daily, subject to a minimum fee of RM18,000 per annum.

**Min. Initial Investment**

RM1,000

**Min. Additional Investment**

RM500

**Cut-off time for injection / Withdrawal**

4.00 p.m. on a Business Day as stated in Prospectus / Information Memorandum. Do note that times may differ from respective distributors.

**Period of payment after withdrawal**

Before 4.00 p.m., T+1  
After 4.00 p.m., T+2

**Financial Year End**

30-Jun

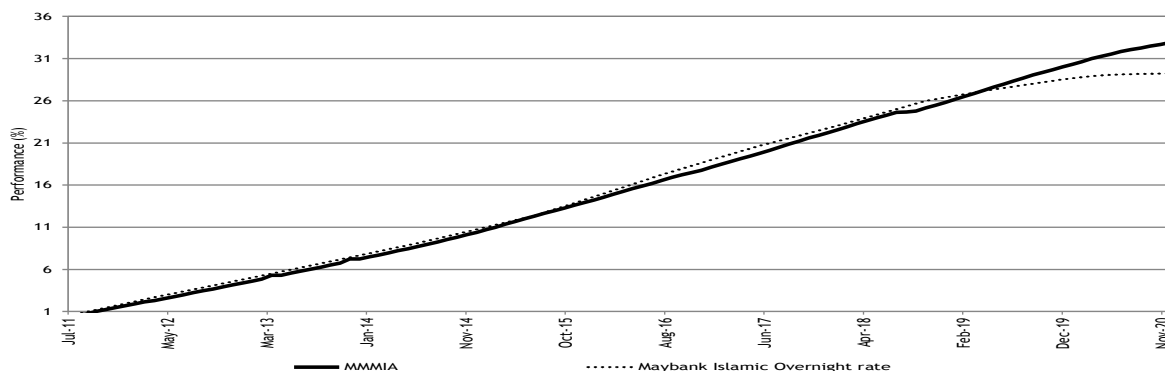
**Portfolio Yield**

2.18%

**Portfolio Duration**

88 days

**Performance Record as at 30-Nov-20**



\*\* Performance record from 6 Jul 11 - 30 Nov 20, income reinvested, calculated in MYR

\* Inclusive of distribution since inception (if any)

Source: Novagni Analytics and Advisory Sdn. Bhd.

**Performance (%) Return as at 30-Nov-20**

Total Return	YTD	1 Mth	3 Mth	6 Mth	1 Yr	3 Yr	5 Yr	SI
Fund	2.22	0.16	0.48	1.02	2.48	9.07	16.73	32.40
Benchmark	0.57	0.02	0.06	0.15	0.70	5.57	13.20	28.75

	Annualised Return			Calendar Year Return				
	3 Yr	5 Yr	SI	2019	2018	2017	2016	2015
Fund	2.94	3.14	3.03	3.37	2.93	3.51	3.41	3.49
Benchmark	1.82	2.51	2.72	1.70	2.96	3.19	3.82	3.50

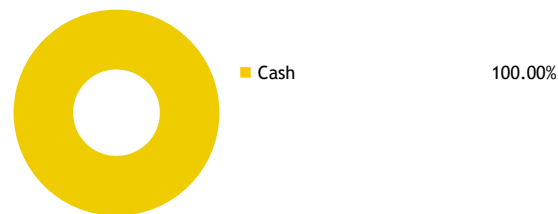
Source: Novagni Analytics and Advisory Sdn. Bhd.

**Income Distribution History**

Date	Gross (sen)	Total yield (%)
2020	1.14	2.30
2019	1.73	3.51
2018	1.27	2.57
2017	1.88	3.82
2016	1.53	3.10

Source: Maybank Asset Management Sdn. Bhd.

**Asset Allocation as at 30-Nov-20**



Source: Maybank Asset Management Sdn. Bhd.

The yield of the distributions are calculated based on the total dividend payout/ex-distribution NAV.

Investment in Maybank Dana Nabeel is not the same as placement in a deposit with a financial institution. There are risks involved and investors should rely on their own evaluation to assess the merits and risk.

Based on the fund's portfolio returns as at 30 November 2020, the Volatility Factor (VF) for this fund is 0.22 and is classified as "Very Low". (Source: Lipper). "Very Low" includes funds with VF that are 0.000 and less than or equal to 3.635 (source: Lipper). The VF means there is a possibility for the fund in generating an upside return or downside return around this VF. The Volatility Class (VC) is assigned by Lipper based on quintile ranks of VF for qualified funds. VF is subject to monthly revision and VC will be revised every six months. The fund's portfolio may have changed since this date and there is no guarantee that the fund will continue to have the same VF or VC in the future. Presently, only funds launched in the market for at least 36 months will display the VF and its VC.

This is a replacement Master Prospectus dated 17 January 2020 in respect of the funds that replaces and supercedes the Master Prospectus dated 1 November 2018 as amended by the First Supplementary Master Prospectus dated 18 October 2019 in respect of the funds.

Investors are advised to read and understand the contents of this Master Prospectus (Shariah Funds) and Product Highlight Sheet before investing. If in doubt, please consult a professional advisor. The Master Prospectus has been registered and lodged with the Securities Commission Malaysia. Among others, investor should consider the fees and charges involved. The price of units and distributions payable, if any, may go down as well as up. Past performances of the fund should not be taken as indicative of its future performance. Where a distribution is declared, investors are advised that following the distribution, the NAV per unit will be reduced from cum-distribution NAV to ex-distribution NAV. Investments in the fund is exposed to equity specific risk, credit and default risk, interest rate risk, currency risk and country risk. Units will only be issued on receipt of an application form referred to and accompanying the Master Prospectus which can be obtained at Maybank branches and any distribution channels as mentioned in the Master Prospectus.

SC's approval or authorisation, or the registration, lodgement or submission of the Prospectus/ Information Memorandum does not amount to nor indicate that the SC has recommended or endorsed the Fund or the Fund Fact Sheet.

**FUND OBJECTIVE**

The Maybank Money Market-I Fund Class B ("MMMIB" or "the Fund") is a money market (shariah) fund that aims to provide investors with high-level liquidity and regular income<sup>1</sup> stream to meet cash flow requirements based on Shariah Principles while maintaining capital preservation.

Any material change to the investment objective of the Fund would require Unit Holders' approval.

<sup>1</sup> Distribution of income, if any, is through reinvestment of Units into the Unit Holder's account.

**FUND INFORMATION**

**Fund Category**

Money Market (Shariah)

**Fund Type**

Income

**Launch Date**

18-Oct-19

**Benchmark**

Maybank Islamic overnight rate

**NAV Per Unit**

RM 1.0007

**Class Size**

RM 338.86 million

**Total Fund Size (all classes)**

RM 4,386.58 million

**Distribution Policy**

Monthly reinvestment, depending on the level of income (if any) the Fund generates.

Distribution will be made from realised income and realised gains of the Fund.

**Initial Offer Price (IOP)**

RM 1.0000

**Sales Charge**

Nil

**Redemption Charge**

Nil

**Annual Management Fee**

Up to 0.20% of the NAV of Class B

**Annual Trustee Fee**

Up to 0.08% per annum of the NAV of the Fund, (before deducting annual management fee and annual trustee fee for the day) accrued daily, subject to a minimum fee of RM18,000 per annum.

**Min. Initial Investment**

RM10,000,000

**Min. Additional Investment**

RM5,000,000

**Cut-off time for injection / Withdrawal**

4.00 p.m. on a Business Day as stated in Prospectus / Information Memorandum. Do note that times may differ from respective distributors.

**Period of payment after withdrawal**

Before 4.00 p.m., T+1  
After 4.00 p.m., T+2

**Financial Year End**

30-Jun

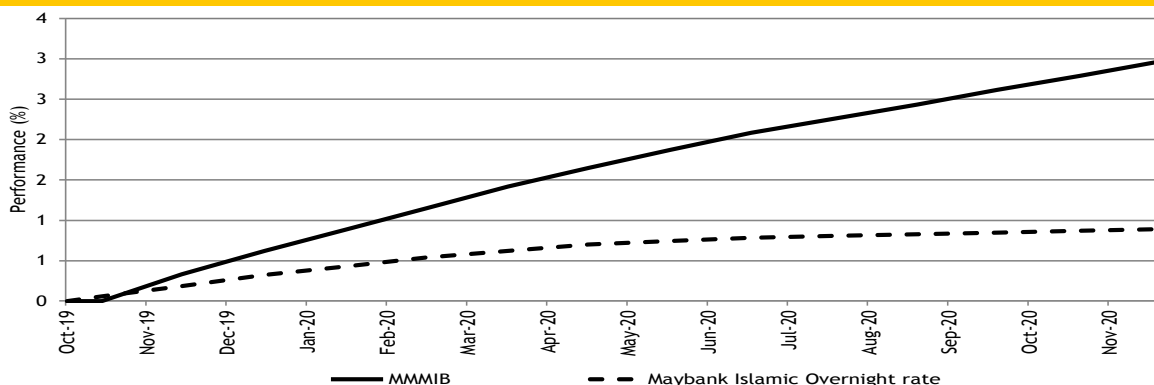
**Portfolio Yield**

2.18%

**Portfolio Duration**

88 days

**Performance Record as at 30-Nov-20**



\*\* Performance record from 18 Oct 19 - 30 Nov 20, income reinvested, calculated in MYR  
\* Inclusive of distribution since inception (if any)  
Source: Novagni Analytics and Advisory Sdn. Bhd.

**Performance (%) Return as at 30-Nov-20**

Total Return	YTD	1 Mth	3 Mth	6 Mth	1 Yr	3 Yr	5 Yr	SI
Fund	2.33	0.17	0.52	1.07	2.63	-	-	2.97
Benchmark	0.57	0.02	0.06	0.15	0.70	-	-	0.89

	Annualised Return			Calendar Year Return				
	3 Yr	5 Yr	SI	2019*	2018	2017	2016	2015
Fund	-	-	2.64	0.62	-	-	-	-
Benchmark	-	-	0.79	0.13	-	-	-	-

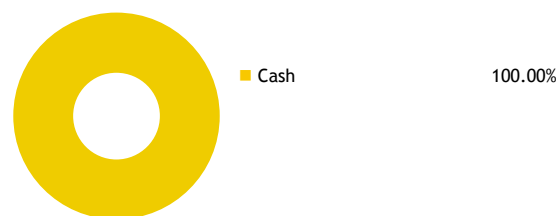
\*since commencement till 31 Dec 2019  
Source: Novagni Analytics and Advisory Sdn. Bhd.

**Income Distribution History**

Date	Gross (sen)	Total yield (%)
2020	2.41	2.43
2019	0.45	0.45

Source: Maybank Asset Management Sdn. Bhd.

**Asset Allocation as at 30-Nov-20**



Source: Maybank Asset Management Sdn. Bhd.

The yield of the distributions are calculated based on the total dividend payout/ex-distribution NAV.

Investment in Maybank Dana Nabeel is not the same as placement in a deposit with a financial institution. There are risks involved and investors should rely on their own evaluation to assess the merits and risk.

This is a replacement Master Prospectus dated 17 January 2020 in respect of the funds that replaces and supercedes the Master Prospectus dated 1 November 2018 as amended by the First Supplementary Master Prospectus dated 18 October 2019 in respect of the funds.

Investors are advised to read and understand the contents of this Master Prospectus (Shariah Funds) and Product Highlight Sheet before investing. If in doubt, please consult a professional advisor. The Master Prospectus has been registered and lodged with the Securities Commission Malaysia. Among others, investor should consider the fees and charges involved. The price of units and distributions payable, if any, may go down as well as up. Past performances of the fund should not be taken as indicative of its future performance. Where a distribution is declared, investors are advised that following the distribution, the NAV per unit will be reduced from cum-distribution NAV to ex-distribution NAV. Investments in the fund is exposed to equity specific risk, credit and default risk, interest rate risk, currency risk and country risk. Units will only be issued on receipt of an application form referred to and accompanying the Master Prospectus which can be obtained at Maybank branches and any distribution channels as mentioned in the Master Prospectus.

SC's approval or authorisation, or the registration, lodgement or submission of the Prospectus/ Information Memorandum does not amount to nor indicate that the SC has recommended or endorsed the Fund or the Fund Fact Sheet.