

FUND OBJECTIVE

The Maybank Enhanced Constant Income Fund ("MECIF" or "the Fund") is a fixed income (close-ended) fund that aims to provide Unit Holders with income through investments in a portfolio of Fixed Income Securities.

FUND INFORMATION

Fund Category
 Fixed Income (close-ended)

Fund Type
 Income

Launch Date
 30-Jun-20

Commencement Date
 29-Jul-20

Maturity Date
 29-Jan-24 or earlier

Benchmark
 Prevailing 3-year Maybank fixed deposit rate as at the Commencement Date.

NAV Per Unit
 RM 1.0099

Fund Size
 RM 43.90 million

Distribution Policy
 The Fund will declare income distribution annually, subject to the availability of income, during the tenure of the Fund.

Initial Offer Price (IOP)
 RM1.0000

Sales Charge
 Up to 3.00% of the offer price of the Fund

Exit Fee
 Up to 1st Anniversary 3.50%
 Next Business Day following 1st anniversary up to 2nd anniversary 2.50%
 Next Business Day following 2nd anniversary up to Maturity Date 1.50%
 Maturity Date or Early Maturity Date Nil

Annual Trustee Fee
 0.03% per annum of the NAV of the Fund (excluding foreign custodian fees and charges), calculated and accrued daily and is payable monthly to the Trustee.

Min. Initial Investment
 RM1,000 or such other amount or number of units (as the case may be) as may be decided by the Manager from time to time.

Min. Additional Investment
 RM1,000 or such other amount or number of units (as the case may be) as may be decided by the Manager from time to time.

Cut-off time for injection / Withdrawal
 4.00 p.m. on a Business Day as stated in Prospectus / Information Memorandum. Do note that times may differ from respective distributors.

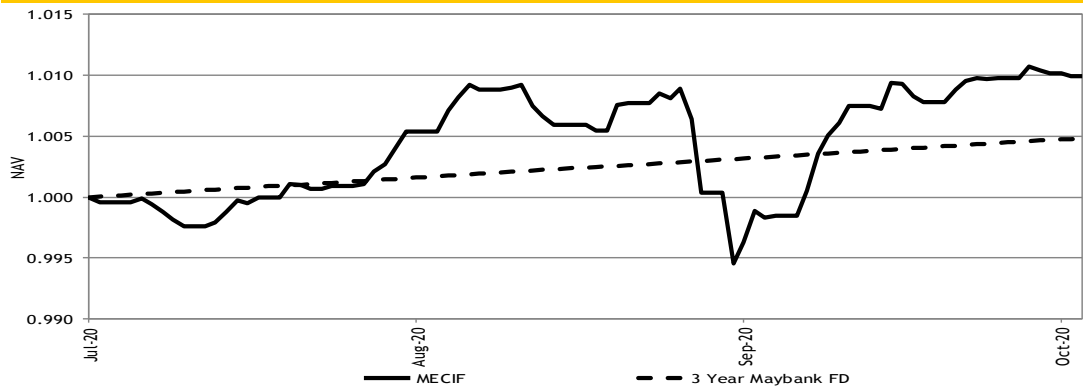
Period of payment after withdrawal
 Within 10 calendar days

Financial Year End
 31-Aug

Portfolio Yield
 5.65%

Portfolio Duration
 2.36 years

Price Movement Chart as at 31-Oct-20



** NAV - NAV price from 29 July 20 - 31 Oct 20
 ** Inclusive of distribution since inception (if any)
 Source: Novagmi Analytics and Advisory Sdn. Bhd.

Performance (%) Return as at 31-Oct-20

Total Return	YTD	1 Mth	3 Mth	6 Mth	1 Yr	3 Yr	5 Yr	SI
Fund	0.99	1.10	1.03	-	-	-	-	0.99
Benchmark	0.48	0.16	0.47	-	-	-	-	0.48

	Annualised Return			Calendar Year Return				
	3 Yr	5 Yr	SI	2019	2018	2017	2016	2015
Fund	-	-	-	-	-	-	-	-
Benchmark	-	-	-	-	-	-	-	-

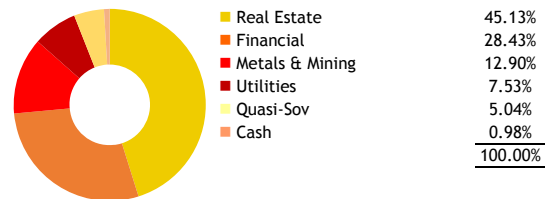
Source: Novagmi Analytics and Advisory Sdn. Bhd.

Asset Allocation as at 31-Oct-20



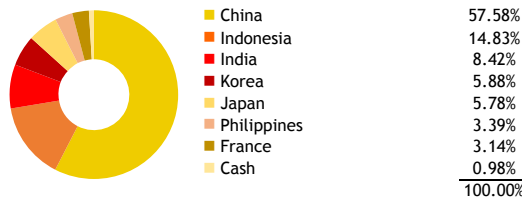
Source: Maybank Asset Management Sdn. Bhd.

Sector Allocation as at 31-Oct-20



Source: Maybank Asset Management Sdn. Bhd.

Country Allocation as at 31-Oct-20



Source: Maybank Asset Management Sdn. Bhd.

Top 10 Holdings as at 31-Oct-20

SHIMAO GROUP HOLDINGS LIMITED	5.60%	15.07.2026	6.73%
SHINHAN FINANCIAL GROUP CO LTD	5.875%	13/08/2023	5.60%
ASAHI MUTUAL LIFE INSURANCE CO	6.500%	05/09/2023	5.52%
COUNTRY GARDEN HOLDINGS CO LTD	6.150%	17.09.2025	5.22%
COASTAL EMERALD LTD	4.30%	1.8.24 PERP	4.79%
FAR EAST HORIZON LTD	4.35%	PERP MTN 14.06.2022	4.68%
BAYAN RESOURCES TBK PT	6.125%	24/01/2023	4.59%
INDO ENERGY FINANCE II	6.375%	24.01.23	4.35%
CENTRAL CHN REAL ESTATE CENCHI	7.9	07/11/23	4.28%
SOAR WISE LTD	3.45%	23/10/2022	4.23%

Source: Maybank Asset Management Sdn. Bhd.

Credit Ratings as at 31-Oct-20

A	5.04%
BBB	36.69%
BB	53.90%
NR	3.39%
	<u>99.02%</u>



The yield of the distributions are calculated based on the total dividend payout/ex-distribution NAV.

The term "Maybank AM" used herein refers to Maybank Asset Management. This Fund Fact Sheet ("FFS") is for informational purpose only. You should seek your own financial advice from a licensed adviser before investing in this Fund. Maybank AM does not make any representations or warranties of any kind express or implied, about the completeness, accuracy, reliability, suitability or availability with respect to the information contained herein.

Investors are advised to read and understand the contents of the Information Memorandum dated 22 June 2020 and the Fund's Product Highlights Sheets ("PHS") before investing. The Information Memorandum and PHS are available at our nearest representative offices and investors have the right to request for a copy of the Prospectus and PHS. The Prospectus has been registered with the Securities Commission Malaysia who takes no responsibility for its contents.

You should be aware that investments in wholesale funds carry risks. An outline of the risks are contained in the Information Memorandum. Unit prices and income distribution, if any, may rise or fall. Past performance of a fund is not indicative of future performance. Please consider the fees and charges involved before investing. Units will be issued upon receipt of completed application form accompanying the Information Memorandum and subject to terms and conditions therein.

In no event shall Maybank AM be liable for any loss or damages howsoever arising whether in contract, tort, negligence, strict liability or any other basis, including without limitation, direct or indirect, special, incidental, consequential or punitive damages arising i) from incompleteness, inaccuracy, unreliability, unsuitability or unavailability with respect to this FFS and/or reliance thereon; or ii) from reproduction or use of the information/copyright/trademark contained in the FFS.

SC's approval or authorisation, or the registration, lodgement or submission of the Prospectus/ Information Memorandum does not amount to nor indicate that the SC has recommended or endorsed the Fund or the Fund Fact Sheet.