

## FUND OBJECTIVE

The MAMG Asia Rising Star Fund - MYR Class ("MARSFMYR" or "the Fund") is a feeder fund that aims to maximise investment returns by investing in the Target Fund, the BNY Mellon Asia Rising Stars Fund.

Any material changes to the investment objective of the Fund would require Unit Holders' approval.

## FUND INFORMATION

### Fund Category

Feeder Fund (equity)

### Fund Type

Growth

### Launch Date

18-Oct-18

### Benchmark

MSCI AC Asia Small Cap Index

### NAV Per Unit

RM 0.8585

### Class Size

RM 0.03 million

### Feeder Fund (Total Size)

RM 0.04 million

### Target Fund Size

Winded up on 2 Sept 2020

### Distribution Policy

Distribution, if any, is incidental. Distribution will be made from the realised income of the Fund.

### Initial Offer Price (IOP)

RM1.0000

### Sales Charge

Up to 5.00% of the NAV per Unit of each Class

### Redemption Charge

Nil

### Annual Management Fee

Up to 1.80% per annum of the NAV of each Class

### Annual Trustee Fee

0.02% per annum of the NAV of the Fund (subject to a minimum of RM6,000 per annum), accrued daily in the Fund's base currency, USD, and paid monthly to the Trustee.

### Min. Initial Investment

RM1,000 or such other lower amount as determined by the Manager from time to time.

### Min. Additional Investment

RM100 or such other lower amount as determined by the Manager from time to time.

### Cut-off time for injection / Withdrawal

4.00 p.m. on a Business Day as stated in Prospectus / Information Memorandum. Do note that times may differ from respective distributors.

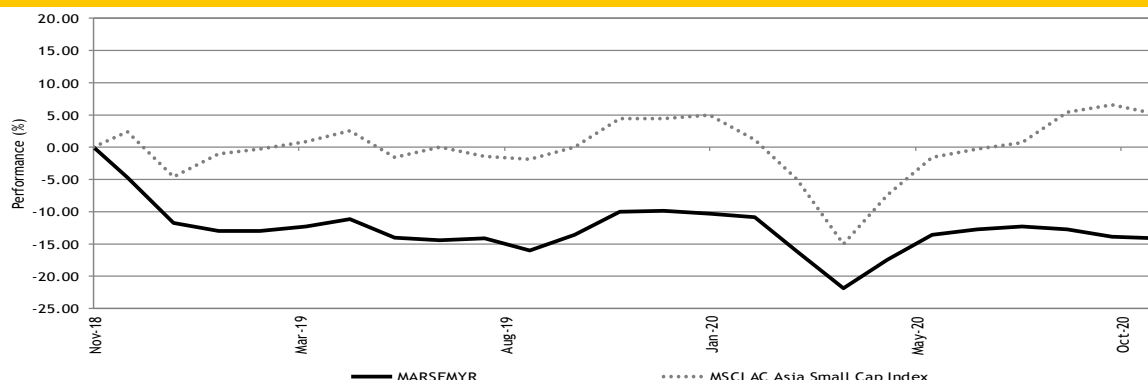
### Period of payment after withdrawal

Within 10 calendar days

### Financial Year End

31-Dec

## Performance Record as at 31-Oct-20



\*\* Performance record from 7 Nov 18 - 31 Oct 20, income reinvested, calculated in MYR

\*\* Inclusive of distribution since inception (if any)

Source: Novagni Analytics and Advisory Sdn. Bhd.

## Performance (%) Return as at 31-Oct-20

Total Return	YTD	1 Mth	3 Mth	6 Mth	1 Yr	3 Yr	5 Yr	SI
Fund	-4.28	-0.26	-2.08	3.98	-4.63	-	-	-14.15
Benchmark	0.08	-1.34	4.37	13.52	0.68	-	-	5.13
	Annualised Return			Calendar Year Return				
	3 Yr	5 Yr	SI	2019	2018*	2017	2016	2015
Fund	-	-	-7.40	1.57	-11.70	-	-	-
Benchmark	-	-	2.55	10.15	-4.64	-	-	-

\*since commencement till 31 Dec 2018

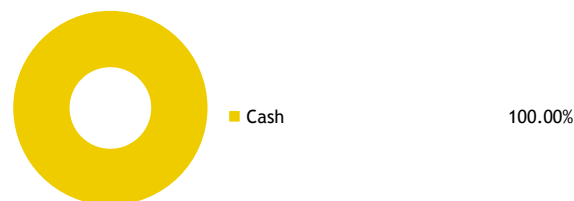
Source: Novagni Analytics and Advisory Sdn. Bhd.

## Asset Allocation (Feeder Fund) as at 31-Oct-20



Source: Maybank Asset Management Sdn. Bhd.

## Country Allocation (Target Fund) as at 31-Oct-20



Source: BNY Mellon Asia Rising Stars Fund

The yield of the distributions are calculated based on the total dividend payout/ex-distribution NAV.

The term "Maybank AM" used herein refers to Maybank Asset Management. This Fund Fact Sheet ("FFS") is for informational purpose only. You should seek your own financial advice from a licensed adviser before investing in this Fund. Maybank AM does not make any representations or warranties of any kind express or implied, about the completeness, accuracy, reliability, suitability or availability with respect to the information contained herein.

Investors are advised to read and understand the contents of the Prospectus dated 18 October 2018, First Supplementary Prospectus dated 1 June 2019 and the Fund's Product Highlights Sheets ("PHS") before investing. The Prospectus and PHS are available at our nearest representative offices and investors have the right to request for a copy of the Prospectus and PHS. The Prospectus has been registered with the Securities Commission Malaysia who takes no responsibility for its contents.

You should be aware that investments in unit trust funds carry risks. An outline of the risks are contained in the Prospectus. Unit prices and income distribution, if any, may rise or fall. Past performance of a fund is not indicative of future performance. Please consider the fees and charges involved before investing. Units will be issued upon receipt of completed application form accompanying the Prospectus and subject to terms and conditions therein.

In no event shall Maybank AM be liable for any loss or damages howsoever arising whether in contract, tort, negligence, strict liability or any other basis, including without limitation, direct or indirect, special, incidental, consequential or punitive damages arising i) from incompleteness, inaccuracy, unreliability, unsuitability or unavailability with respect to this FFS and/or reliance thereon; or ii) from reproduction or use of the information/copyright/trademark contained in the FFS.

SC's approval or authorisation, or the registration, lodgement or submission of the Prospectus/ Information Memorandum does not amount to nor indicate that the SC has recommended or endorsed the Fund or the Fund Fact Sheet.

## FUND OBJECTIVE

The MAMG Asia Rising Star Fund - USD Class ("MARSFUSD" or "the Fund") is a feeder fund that aims to maximise investment returns by investing in the Target Fund, the BNY Mellon Asia Rising Stars Fund.

Any material changes to the investment objective of the Fund would require Unit Holders' approval.

## FUND INFORMATION

### Fund Category

Feeder Fund (equity)

### Fund Type

Growth

### Launch Date

18-Oct-18

### Benchmark

MSCI AC Asia Small Cap Index

### NAV Per Unit

USD 0.8705

### Class Size

USD 870.46

### Feeder Fund (Total Size)

RM 0.04 million

### Target Fund Size

Winded up on 2 Sept 2020

### Distribution Policy

Distribution, if any, is incidental. Distribution will be made from the realised income of the Fund.

### Initial Offer Price (IOP)

USD 1.0000

### Sales Charge

Up to 5.00% of the NAV per Unit of each Class

### Redemption Charge

Nil

### Annual Management Fee

Up to 1.80% per annum of the NAV of each Class

### Annual Trustee Fee

0.02% per annum of the NAV of the Fund (subject to a minimum of RM6,000 per annum), accrued daily in the Fund's base currency, USD, and paid monthly to the Trustee.

### Min. Initial Investment

USD1,000 or such other lower amount as determined by the Manager from time to time.

### Min. Additional Investment

USD100 or such other lower amount as determined by the Manager from time to time.

### Cut-off time for injection / Withdrawal

4.00 p.m. on a Business Day as stated in Prospectus / Information Memorandum. Do note that times may differ from respective distributors.

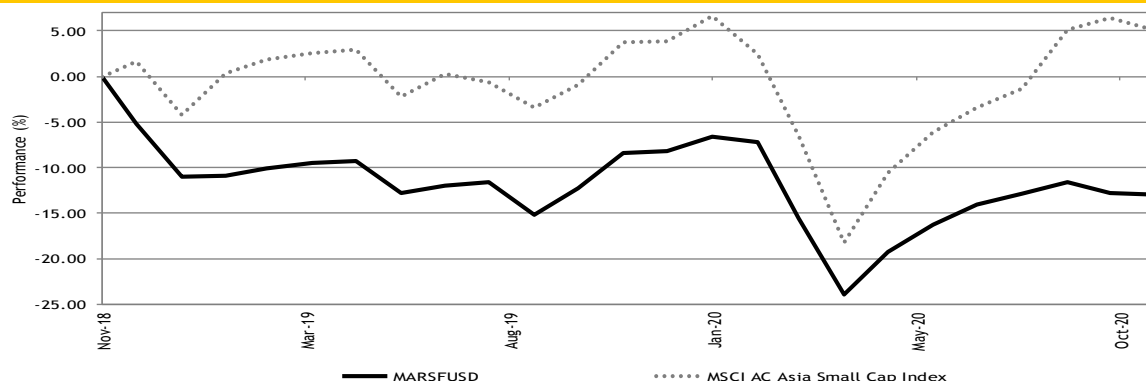
### Period of payment after withdrawal

Within 10 calendar days

### Financial Year End

31-Dec

## Performance Record as at 31-Oct-20



\*\* Performance record from 7 Nov 18 - 31 Oct 20, income reinvested, calculated in USD

\*\* Inclusive of distribution since inception (if any)

Source: Novagni Analytics and Advisory Sdn. Bhd.

## Performance (%) Return as at 31-Oct-20

Total Return	YTD	1 Mth	3 Mth	6 Mth	1 Yr	3 Yr	5 Yr	SI
Fund	-6.77	-0.19	-0.11	7.75	-4.95	-	-	-12.95
Benchmark	-1.44	-1.30	6.53	17.47	1.30	-	-	5.08
	Annualised Return			Calendar Year Return				
	3 Yr	5 Yr	SI	2019	2018*	2017	2016	2015
Fund	-	-	-6.75	4.85	-10.95	-	-	-
Benchmark	-	-	2.53	11.32	-4.23	-	-	-

\*since commencement till 31 Dec 2018


Source: Novagni Analytics and Advisory Sdn. Bhd.

## Asset Allocation (Feeder Fund) as at 31-Oct-20



Source: Maybank Asset Management Sdn. Bhd.

## Country Allocation (Target Fund) as at 31-Oct-20



Source: BNY Mellon Asia Rising Stars Fund

The yield of the distributions are calculated based on the total dividend payout/ex-distribution NAV.

The term "Maybank AM" used herein refers to Maybank Asset Management. This Fund Fact Sheet ("FFS") is for informational purpose only. You should seek your own financial advice from a licensed adviser before investing in this Fund. Maybank AM does not make any representations or warranties of any kind express or implied, about the completeness, accuracy, reliability, suitability or availability with respect to the information contained herein.

Investors are advised to read and understand the contents of the Prospectus dated 18 October 2018, First Supplementary Prospectus dated 1 June 2019 and the Fund's Product Highlights Sheets ("PHS") before investing. The Prospectus and PHS are available at our nearest representative offices and investors have the right to request for a copy of the Prospectus and PHS. The Prospectus has been registered with the Securities Commission Malaysia who takes no responsibility for its contents.

You should be aware that investments in unit trust funds carry risks. An outline of the risks are contained in the Prospectus. Unit prices and income distribution, if any, may rise or fall. Past performance of a fund is not indicative of future performance. Please consider the fees and charges involved before investing. Units will be issued upon receipt of completed application form accompanying the Prospectus and subject to terms and conditions therein.

In no event shall Maybank AM be liable for any loss or damages howsoever arising whether in contract, tort, negligence, strict liability or any other basis, including without limitation, direct or indirect, special, incidental, consequential or punitive damages arising i) from incompleteness, inaccuracy, unreliability, unsuitability or unavailability with respect to this FFS and/or reliance thereon; or ii) from reproduction or use of the information/copyright/trademark contained in the FFS.

SC's approval or authorisation, or the registration, lodgement or submission of the Prospectus/ Information Memorandum does not amount to nor indicate that the SC has recommended or endorsed the Fund or the Fund Fact Sheet.

## FUND OBJECTIVE

The MAMG Asia Rising Star Fund - AUD Class ("MARSFAUD" or "the Fund") is a feeder fund that aims to maximise investment returns by investing in the Target Fund, the BNY Mellon Asia Rising Stars Fund.

Any material changes to the investment objective of the Fund would require Unit Holders' approval.

## FUND INFORMATION

### Fund Category

Feeder Fund (equity)

### Fund Type

Growth

### Launch Date

18-Oct-18

### Benchmark

MSCI AC Asia Small Cap Index

### NAV Per Unit

AUD 0.8896

### Class Size

AUD 888.68

### Feeder Fund (Total Size)

RM 0.04 million

### Target Fund Size

Winded up on 2 Sept 2020

### Distribution Policy

Distribution, if any, is incidental. Distribution will be made from the realised income of the Fund.

### Initial Offer Price (IOP)

AUD 1.0000

### Sales Charge

Up to 5.00% of the NAV per Unit of each Class

### Redemption Charge

Nil

### Annual Management Fee

Up to 1.80% per annum of the NAV of each Class

### Annual Trustee Fee

0.02% per annum of the NAV of the Fund (subject to a minimum of RM6,000 per annum), accrued daily in the Fund's base currency, USD, and paid monthly to the Trustee.

### Min. Initial Investment

AUD1,000 or such other lower amount as determined by the Manager from time to time.

### Min. Additional Investment

AUD100 or such other lower amount as determined by the Manager from time to time.

### Cut-off time for injection / Withdrawal

4.00 p.m. on a Business Day as stated in Prospectus / Information Memorandum. Do note that times may differ from respective distributors.

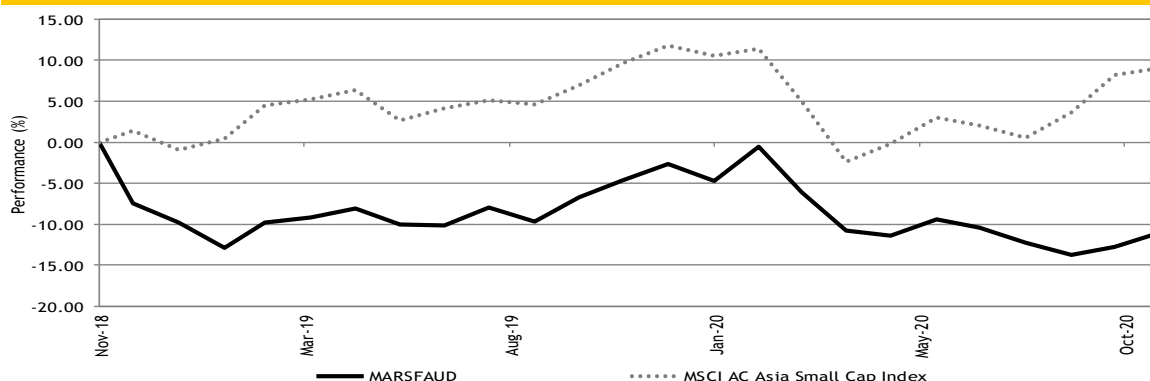
### Period of payment after withdrawal

Within 10 calendar days

### Financial Year End

31-Dec

## Performance Record as at 31-Oct-20



\*\* Performance record from 7 Nov 18 - 31 Oct 20, income reinvested, calculated in AUD

\*\* Inclusive of distribution since inception (if any)

Source: Novagni Analytics and Advisory Sdn. Bhd.

## Performance (%) Return as at 31-Oct-20

Total Return	YTD	1 Mth	3 Mth	6 Mth	1 Yr	3 Yr	5 Yr	SI
Fund	-6.66	1.88	1.43	0.39	-6.72	-	-	-11.04
Benchmark	-1.37	0.83	8.45	9.19	-0.59	-	-	9.05
	Annualised Return			Calendar Year Return				
	3 Yr	5 Yr	SI	2019	2018*	2017	2016	2015
Fund	-	-	-5.73	5.64	-9.78	-	-	-
Benchmark	-	-	4.46	11.62	-0.96	-	-	-

\*since commencement till 31 Dec 2018

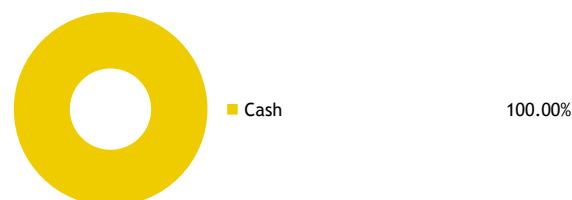
Source: Novagni Analytics and Advisory Sdn. Bhd.

## Asset Allocation (Feeder Fund) as at 31-Oct-20



Source: Maybank Asset Management Sdn. Bhd.

## Country Allocation (Target Fund) as at 31-Oct-20



Source: BNY Mellon Asia Rising Stars Fund

The yield of the distributions are calculated based on the total dividend payout/ex-distribution NAV.

The term "Maybank AM" used herein refers to Maybank Asset Management. This Fund Fact Sheet ("FFS") is for informational purpose only. You should seek your own financial advice from a licensed adviser before investing in this Fund. Maybank AM does not make any representations or warranties of any kind express or implied, about the completeness, accuracy, reliability, suitability or availability with respect to the information contained herein.

Investors are advised to read and understand the contents of the Prospectus dated 18 October 2018, First Supplementary Prospectus dated 1 June 2019 and the Fund's Product Highlights Sheets ("PHS") before investing. The Prospectus and PHS are available at our nearest representative offices and investors have the right to request for a copy of the Prospectus and PHS. The Prospectus has been registered with the Securities Commission Malaysia who takes no responsibility for its contents.

You should be aware that investments in unit trust funds carry risks. An outline of the risks are contained in the Prospectus. Unit prices and income distribution, if any, may rise or fall. Past performance of a fund is not indicative of future performance. Please consider the fees and charges involved before investing. Units will be issued upon receipt of completed application form accompanying the Prospectus and subject to terms and conditions therein.

In no event shall Maybank AM be liable for any loss or damages howsoever arising whether in contract, tort, negligence, strict liability or any other basis, including without limitation, direct or indirect, special, incidental, consequential or punitive damages arising i) from incompleteness, inaccuracy, unreliability, unsuitability or unavailability with respect to this FFS and/or reliance thereon; or ii) from reproduction or use of the information/copyright/trademark contained in the FFS.

SC's approval or authorisation, or the registration, lodgement or submission of the Prospectus/ Information Memorandum does not amount to nor indicate that the SC has recommended or endorsed the Fund or the Fund Fact Sheet.

**FUND OBJECTIVE**

The MAMG Asia Rising Star Fund - SGD Class ("MARSFSGD" or "the Fund") is a feeder fund that aims to maximise investment returns by investing in the Target Fund, the BNY Mellon Asia Rising Stars Fund.

Any material changes to the investment objective of the Fund would require Unit Holders' approval.

**FUND INFORMATION**

**Fund Category**

Feeder Fund (equity)

**Fund Type**

Growth

**Launch Date**

18-Oct-18

**Benchmark**

MSCI AC Asia Small Cap Index

**NAV Per Unit**

SGD 0.8533

**Class Size**

SGD 853.74

**Feeder Fund (Total Size)**

RM 0.04 million

**Target Fund Size**

Winded up on 2 Sept 2020

**Distribution Policy**

Distribution, if any, is incidental. Distribution will be made from the realised income of the Fund.

**Initial Offer Price (IOP)**

SGD 1.0000

**Sales Charge**

Up to 5.00% of the NAV per Unit of each Class

**Redemption Charge**

Nil

**Annual Management Fee**

Up to 1.80% per annum of the NAV of each Class

**Annual Trustee Fee**

0.02% per annum of the NAV of the Fund (subject to a minimum of RM6,000 per annum), accrued daily in the Fund's base currency, USD, and paid monthly to the Trustee.

**Min. Initial Investment**

SGD1,000 or such other lower amount as determined by the Manager from time to time.

**Min. Additional Investment**

SGD100 or such other lower amount as determined by the Manager from time to time.

**Cut-off time for injection / Withdrawal**

4.00 p.m. on a Business Day as stated in Prospectus / Information Memorandum. Do note that times may differ from respective distributors.

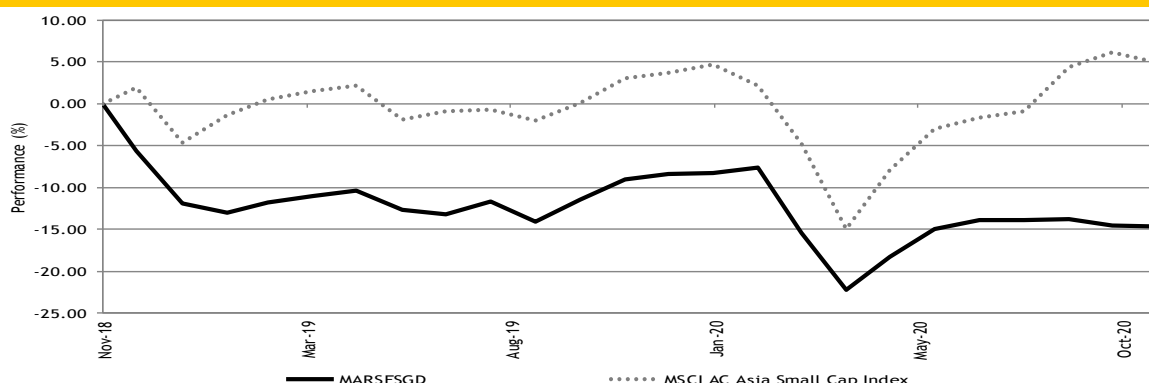
**Period of payment after withdrawal**

Within 10 calendar days

**Financial Year End**

31-Dec

**Performance Record as at 31-Oct-20**



\*\* Performance record from 7 Nov 18 - 31 Oct 20, income reinvested, calculated in SGD

\*\* Inclusive of distribution since inception (if any)

Source: Novagni Analytics and Advisory Sdn. Bhd.

**Performance (%) Return as at 31-Oct-20**

Total Return	YTD	1 Mth	3 Mth	6 Mth	1 Yr	3 Yr	5 Yr	SI
Fund	-6.93	-0.18	-0.92	4.44	-6.22	-	-	-14.67
Benchmark	0.18	-1.17	5.88	13.88	1.72	-	-	4.85
	Annualised Return			Calendar Year Return				
	3 Yr	5 Yr	SI	2019	2018*	2017	2016	2015
Fund	-	-	-7.69	4.08	-11.91	-	-	-
Benchmark	-	-	2.42	9.82	-4.70	-	-	-

\*since commencement till 31 Dec 2018

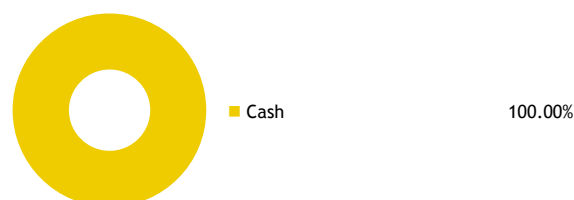
Source: Novagni Analytics and Advisory Sdn. Bhd.

**Asset Allocation (Feeder Fund) as at 31-Oct-20**



Source: Maybank Asset Management Sdn. Bhd.

**Country Allocation (Target Fund) as at 31-Oct-20**



Source: BNY Mellon Asia Rising Stars Fund

The yield of the distributions are calculated based on the total dividend payout/ex-distribution NAV.

The term "Maybank AM" used herein refers to Maybank Asset Management. This Fund Fact Sheet ("FFS") is for informational purpose only. You should seek your own financial advice from a licensed adviser before investing in this Fund. Maybank AM does not make any representations or warranties of any kind express or implied, about the completeness, accuracy, reliability, suitability or availability with respect to the information contained herein.

Investors are advised to read and understand the contents of the Prospectus dated 18 October 2018, First Supplementary Prospectus dated 1 June 2019 and the Fund's Product Highlights Sheets ("PHS") before investing. The Prospectus and PHS are available at our nearest representative offices and investors have the right to request for a copy of the Prospectus and PHS. The Prospectus has been registered with the Securities Commission Malaysia who takes no responsibility for its contents.

You should be aware that investments in unit trust funds carry risks. An outline of the risks are contained in the Prospectus. Unit prices and income distribution, if any, may rise or fall. Past performance of a fund is not indicative of future performance. Please consider the fees and charges involved before investing. Units will be issued upon receipt of completed application form accompanying the Prospectus and subject to terms and conditions therein.

In no event shall Maybank AM be liable for any loss or damages howsoever arising whether in contract, tort, negligence, strict liability or any other basis, including without limitation, direct or indirect, special, incidental, consequential or punitive damages arising i) from incompleteness, inaccuracy, unreliability, unsuitability or unavailability with respect to this FFS and/or reliance thereon; or ii) from reproduction or use of the information/copyright/trademark contained in the FFS.

SC's approval or authorisation, or the registration, lodgement or submission of the Prospectus/ Information Memorandum does not amount to nor indicate that the SC has recommended or endorsed the Fund or the Fund Fact Sheet.



## FUND OBJECTIVE

The MAMG Asia Rising Star Fund - EUR Class ("MARSFEUR" or "the Fund") is a feeder fund that aims to maximise investment returns by investing in the Target Fund, the BNY Mellon Asia Rising Stars Fund.

Any material changes to the investment objective of the Fund would require Unit Holders' approval.

## FUND INFORMATION

### Fund Category

Feeder Fund (equity)

### Fund Type

Growth

### Launch Date

18-Oct-18

### Benchmark

MSCI AC Asia Small Cap Index

### NAV Per Unit

EUR 0.8630

### Class Size

EUR 862.97

### Feeder Fund (Total Size)

RM 0.04 million

### Target Fund Size

Winded up on 2 Sept 2020

### Distribution Policy

Distribution, if any, is incidental. Distribution will be made from the realised income of the Fund.

### Initial Offer Price (IOP)

EUR 1.0000

### Sales Charge

Up to 5.00% of the NAV per Unit of each Class

### Redemption Charge

Nil

### Annual Management Fee

Up to 1.80% per annum of the NAV of each Class

### Annual Trustee Fee

0.02% per annum of the NAV of the Fund (subject to a minimum of RM6,000 per annum), accrued daily in the Fund's base currency, USD, and paid monthly to the Trustee.

### Min. Initial Investment

EUR1,000 or such other lower amount as determined by the Manager from time to time.

### Min. Additional Investment

EUR100 or such other lower amount as determined by the Manager from time to time.

### Cut-off time for injection / Withdrawal

4.00 p.m. on a Business Day as stated in Prospectus / Information Memorandum. Do note that times may differ from respective distributors.

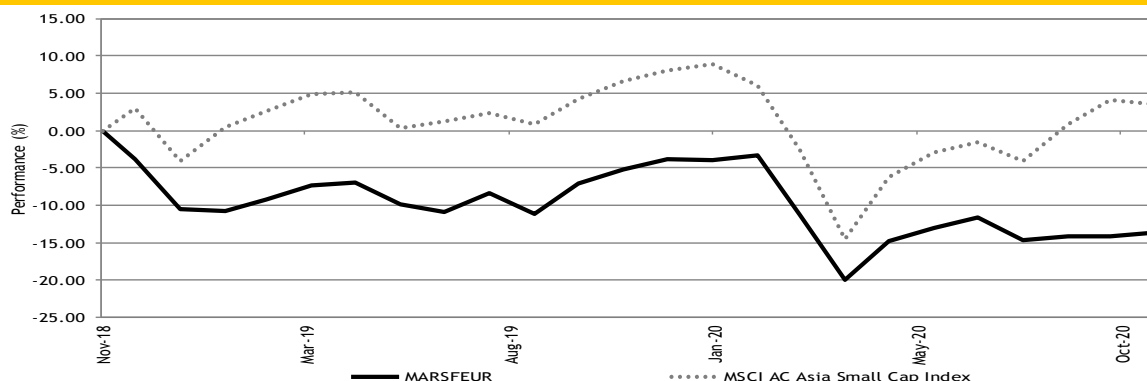
### Period of payment after withdrawal

Within 10 calendar days

### Financial Year End

31-Dec

## Performance Record as at 31-Oct-20



\*\* Performance record from 7 Nov 18 - 31 Oct 20, income reinvested, calculated in EUR

\*\* Inclusive of distribution since inception (if any)

Source: Novagni Analytics and Advisory Sdn. Bhd.

## Performance (%) Return as at 31-Oct-20

Total Return	YTD	1 Mth	3 Mth	6 Mth	1 Yr	3 Yr	5 Yr	SI
Fund	-10.13	0.50	1.12	1.27	-8.93	-	-	-13.70
Benchmark	-4.97	-0.66	7.85	10.32	-3.05	-	-	3.44

	Annualised Return			Calendar Year Return				
	3 Yr	5 Yr	SI	2019	2018*	2017	2016	2015
Fund	-	-	-7.16	7.28	-10.49	-	-	-
Benchmark	-	-	1.72	13.53	-4.13	-	-	-

\*since commencement till 31 Dec 2018

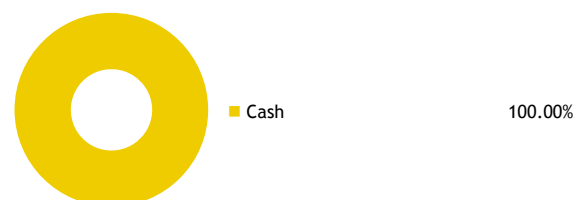
Source: Novagni Analytics and Advisory Sdn. Bhd.

## Asset Allocation (Feeder Fund) as at 31-Oct-20



Source: Maybank Asset Management Sdn. Bhd.

## Country Allocation (Target Fund) as at 31-Oct-20



Source: BNY Mellon Asia Rising Stars Fund

The yield of the distributions are calculated based on the total dividend payout/ex-distribution NAV.

The term "Maybank AM" used herein refers to Maybank Asset Management. This Fund Fact Sheet ("FFS") is for informational purpose only. You should seek your own financial advice from a licensed adviser before investing in this Fund. Maybank AM does not make any representations or warranties of any kind express or implied, about the completeness, accuracy, reliability, suitability or availability with respect to the information contained herein.

Investors are advised to read and understand the contents of the Prospectus dated 18 October 2018, First Supplementary Prospectus dated 1 June 2019 and the Fund's Product Highlights Sheets ("PHS") before investing. The Prospectus and PHS are available at our nearest representative offices and investors have the right to request for a copy of the Prospectus and PHS. The Prospectus has been registered with the Securities Commission Malaysia who takes no responsibility for its contents.

You should be aware that investments in unit trust funds carry risks. An outline of the risks are contained in the Prospectus. Unit prices and income distribution, if any, may rise or fall. Past performance of a fund is not indicative of future performance. Please consider the fees and charges involved before investing. Units will be issued upon receipt of completed application form accompanying the Prospectus and subject to terms and conditions therein.

In no event shall Maybank AM be liable for any loss or damages howsoever arising whether in contract, tort, negligence, strict liability or any other basis, including without limitation, direct or indirect, special, incidental, consequential or punitive damages arising i) from incompleteness, inaccuracy, unreliability, unsuitability or unavailability with respect to this FFS and/or reliance thereon; or ii) from reproduction or use of the information/copyright/trademark contained in the FFS.

SC's approval or authorisation, or the registration, lodgement or submission of the Prospectus/ Information Memorandum does not amount to nor indicate that the SC has recommended or endorsed the Fund or the Fund Fact Sheet.