

## FUND OBJECTIVE

The MAMG Gold Fund - MYR Class ("MAMGGMYR" or "the Fund") is a feeder (wholesale) fund that aims to maximise investment returns by investing in the target fund, the Pictet CH Precious Metals Fund - Physical Gold ("Target Fund").

## FUND INFORMATION

### Fund Category

Feeder fund (wholesale)

### Fund Type

Growth

### Launch Date

3-Jun-20

### NAV Per Unit

RM 1.0316

### Class Size

RM 5.86 million

### Feeder Fund (Total Size)

RM 17.57 million

### Target Fund Size

USD 2,506 million

### Distribution Policy

Distribution shall be incidental and shall be made from the realised income/gain of the Fund.

### Initial Offer Price (IOP)

RM 1.0000

### Sales Charge

Up to 3.00% of the NAV per Unit

### Redemption Charge

Nil

### Annual Management Fee

Up to 0.62% per annum of the NAV of each Class, calculated and accrued daily in the base currency of the Fund, USD, and payable monthly to the Manager.

### Annual Trustee Fee

Up to 0.02% per annum of the NAV of the Fund subject to a minimum of RM6,000 per annum (excluding foreign custodian fees and charges), calculated and accrued daily and payable monthly to the Trustee.

### Min. Initial Investment

RM5,000 or such other lower amount or number of units, as the case may be, as may be decided by the Manager from time to time.

### Min. Additional Investment

RM1,000 or such other lower amount or number of units, as the case may be, as may be decided by the Manager from time to time.

### Cut-off time for injection / Withdrawal

4.00 p.m. on a Business Day as stated in Prospectus / Information Memorandum. Do note that times may differ from respective distributors.

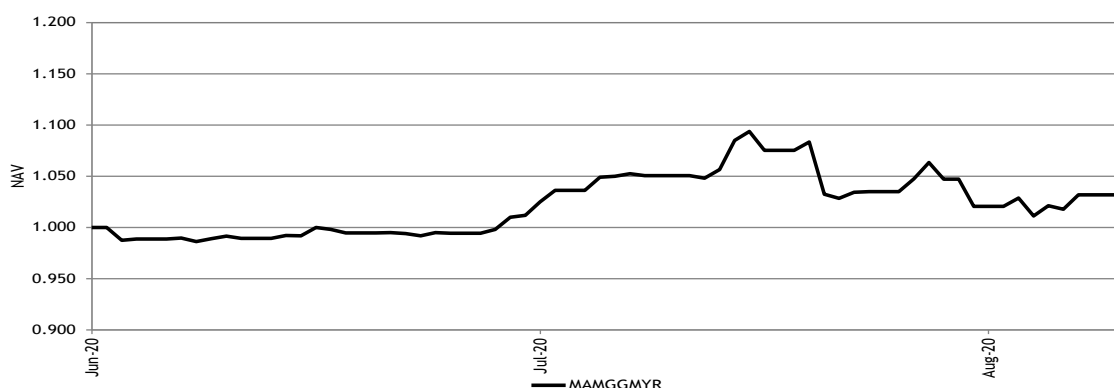
### Period of payment after withdrawal

Within 14 calendar days

### Financial Year End

31-Mar

## Price Movement Chart as at 31-Aug-20



\*\* NAV - NAV price from 24 June 20 - 31 Aug 20, income reinvested, calculated in MYR

\*\* Inclusive of distribution since inception (if any)

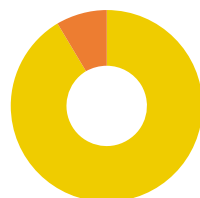
Source: Novagni Analytics and Advisory Sdn. Bhd.

## Performance (%) Return as at 31-Aug-20

Total Return	YTD	1 Mth	3 Mth	6 Mth	1 Yr	3 Yr	5 Yr	SI	
Fund	3.16	-1.79	-	-	-	-	-	3.16	
		Annualised Return			Calendar Year Return				
		3 Yr	5 Yr	SI	2019	2018	2017	2016	2015
Fund	-	-	-	-	-	-	-	-	-

Source: Novagni Analytics and Advisory Sdn. Bhd.

## Asset Allocation (Feeder Fund) as at 31-Aug-20



Pictet CH Precious Metals Fund	91.44%
Cash	8.56%
	<u>100.00%</u>

Source: Maybank Asset Management Sdn. Bhd.

## Top 10 Holdings (Target Fund) as at 31-Aug-20

GOLD 12.5kg(995)	98.29%
GOLD 1kg(999.9)	1.69%

Source: Pictet CH Precious Metals Fund - Physical Gold



The yield of the distributions are calculated based on the total dividend payout/ex-distribution NAV.

The term "Maybank AM" used herein refers to Maybank Asset Management. This Fund Fact Sheet ("FFS") is for informational purpose only. You should seek your own financial advice from a licensed adviser before investing in this Fund. Maybank AM does not make any representations or warranties of any kind express or implied, about the completeness, accuracy, reliability, suitability or availability with respect to the information contained herein.

Investors are advised to read and understand the contents of the Information Memorandum dated 03 June 2020 and the Fund's Product Highlights Sheets ("PHS") before investing. The Information Memorandum and PHS are available at our nearest representative offices and investors have the right to request for a copy of the Prospectus and PHS. The Prospectus has been registered with the Securities Commission Malaysia who takes no responsibility for its contents.

You should be aware that investments in wholesale funds carry risks. An outline of the risks are contained in the Information Memorandum. Unit prices and income distribution, if any, may rise or fall. Past performance of a fund is not indicative of future performance. Please consider the fees and charges involved before investing. Units will be issued upon receipt of completed application form accompanying the Information Memorandum and subject to terms and conditions therein.

In no event shall Maybank AM be liable for any loss or damages howsoever arising whether in contract, tort, negligence, strict liability or any other basis, including without limitation, direct or indirect, special, incidental, consequential or punitive damages arising i) from incompleteness, inaccuracy, unreliability, unsuitability or unavailability with respect to this FFS and/or reliance thereon; or ii) from reproduction or use of the information/copyright/trademark contained in the FFS.

SC's approval or authorisation, or the registration, lodgement or submission of the Prospectus/ Information Memorandum does not amount to nor indicate that the SC has recommended or endorsed the Fund or the Fund Fact Sheet.

**FUND OBJECTIVE**

The MAMG Gold Fund - MYR (Hedged) Class ("MAMGGMYRH" or "the Fund") is a feeder (wholesale) fund that aims to maximise investment returns by investing in the target fund, the Pictet CH Precious Metals Fund - Physical Gold ("Target Fund").

**FUND INFORMATION**

**Fund Category**

Feeder fund (wholesale)

**Fund Type**

Growth

**Launch Date**

3-Jun-20

**NAV Per Unit**

RM 1.0571

**Class Size**

RM 7.27 million

**Feeder Fund (Total Size)**

RM 17.57 million

**Target Fund Size**

USD 2,506 million

**Distribution Policy**

Distribution shall be incidental and shall be made from the realised income/gain of the Fund.

**Initial Offer Price (IOP)**

RM 1.0000

**Sales Charge**

Up to 3.00% of the NAV per Unit

**Redemption Charge**

Nil

**Annual Management Fee**

Up to 0.62% per annum of the NAV of each Class, calculated and accrued daily in the base currency of the Fund, USD, and payable monthly to the Manager.

**Annual Trustee Fee**

Up to 0.02% per annum of the NAV of the Fund subject to a minimum of RM6,000 per annum (excluding foreign custodian fees and charges), calculated and accrued daily and payable monthly to the Trustee.

**Min. Initial Investment**

RM5,000 or such other lower amount or number of units, as the case may be, as may be decided by the Manager from time to time.

**Min. Additional Investment**

RM1,000 or such other lower amount or number of units, as the case may be, as may be decided by the Manager from time to time.

**Cut-off time for injection / Withdrawal**

4.00 p.m. on a Business Day as stated in Prospectus / Information Memorandum. Do note that times may differ from respective distributors.

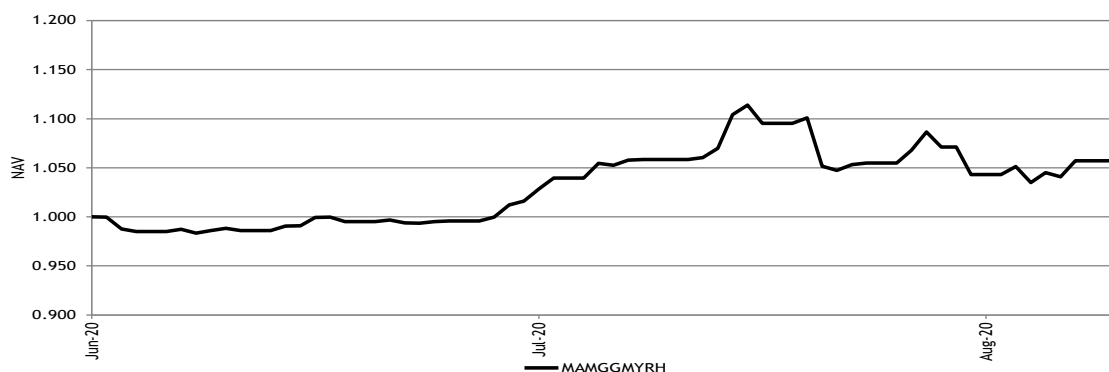
**Period of payment after withdrawal**

Within 14 calendar days

**Financial Year End**

31-Mar

**Price Movement Chart as at 31-Aug-20**




\*\* NAV - NAV price from 23 June 20 - 31 Aug 20, income reinvested, calculated in MYR  
\*\* Inclusive of distribution since inception (if any)  
Source: Novagni Analytics and Advisory Sdn. Bhd.

**Performance (%) Return as at 31-Aug-20**

Total Return	YTD	1 Mth	3 Mth	6 Mth	1 Yr	3 Yr	5 Yr	SI
Fund	5.71	-0.13	-	-	-	-	-	5.71
	Annualised Return			Calendar Year Return				
	3 Yr	5 Yr	SI	2019	2018	2017	2016	2015
Fund	-	-	-	-	-	-	-	-

Source: Novagni Analytics and Advisory Sdn. Bhd.

**Asset Allocation (Feeder Fund) as at 31-Aug-20**



Source: Maybank Asset Management Sdn. Bhd.

**Top 10 Holdings (Target Fund) as at 31-Aug-20**

GOLD 12.5kg(995)	98.29%
GOLD 1kg(999.9)	1.69%

Source: Pictet CH Precious Metals Fund - Physical Gold



The yield of the distributions are calculated based on the total dividend payout/ex-distribution NAV.

The term "Maybank AM" used herein refers to Maybank Asset Management. This Fund Fact Sheet ("FFS") is for informational purpose only. You should seek your own financial advice from a licensed adviser before investing in this Fund. Maybank AM does not make any representations or warranties of any kind express or implied, about the completeness, accuracy, reliability, suitability or availability with respect to the information contained herein.

Investors are advised to read and understand the contents of the Information Memorandum dated 03 June 2020 and the Fund's Product Highlights Sheets ("PHS") before investing. The Information Memorandum and PHS are available at our nearest representative offices and investors have the right to request for a copy of the Prospectus and PHS. The Prospectus has been registered with the Securities Commission Malaysia who takes no responsibility for its contents.

You should be aware that investments in wholesale funds carry risks. An outline of the risks are contained in the Information Memorandum. Unit prices and income distribution, if any, may rise or fall. Past performance of a fund is not indicative of future performance. Please consider the fees and charges involved before investing. Units will be issued upon receipt of completed application form accompanying the Information Memorandum and subject to terms and conditions therein.

In no event shall Maybank AM be liable for any loss or damages howsoever arising whether in contract, tort, negligence, strict liability or any other basis, including without limitation, direct or indirect, special, incidental, consequential or punitive damages arising i) from incompleteness, inaccuracy, unreliability, unsuitability or unavailability with respect to this FFS and/or reliance thereon; or ii) from reproduction or use of the information/copyright/trademark contained in the FFS.

SC's approval or authorisation, or the registration, lodgement or submission of the Prospectus/ Information Memorandum does not amount to nor indicate that the SC has recommended or endorsed the Fund or the Fund Fact Sheet.

## FUND OBJECTIVE

The MAMG Gold Fund - USD Class ("MAMGGUSD" or "the Fund") is a feeder (wholesale) fund that aims to maximise investment returns by investing in the target fund, the Pictet CH Precious Metals Fund - Physical Gold ("Target Fund").

## FUND INFORMATION

### Fund Category

Feeder fund (wholesale)

### Fund Type

Growth

### Launch Date

3-Jun-20

### NAV Per Unit

USD 1.0699

### Class Size

USD 1.07 million

### Feeder Fund (Total Size)

RM 17.57 million

### Target Fund Size

USD 2,506 million

### Distribution Policy

Distribution shall be incidental and shall be made from the realised income/gain of the Fund.

### Initial Offer Price (IOP)

USD 1.0000

### Sales Charge

Up to 3.00% of the NAV per Unit

### Redemption Charge

Nil

### Annual Management Fee

Up to 0.62% per annum of the NAV of each Class, calculated and accrued daily in the base currency of the Fund, USD, and payable monthly to the Manager.

### Annual Trustee Fee

Up to 0.02% per annum of the NAV of the Fund subject to a minimum of RM6,000 per annum (excluding foreign custodian fees and charges), calculated and accrued daily and payable monthly to the Trustee.

### Min. Initial Investment

USD5,000 or such other lower amount or number of units, as the case may be, as may be decided by the Manager from time to time.

### Min. Additional Investment

USD1,000 or such other lower amount or number of units, as the case may be, as may be decided by the Manager from time to time.

### Cut-off time for injection / Withdrawal

4.00 p.m. on a Business Day as stated in Prospectus / Information Memorandum. Do note that times may differ from respective distributors.

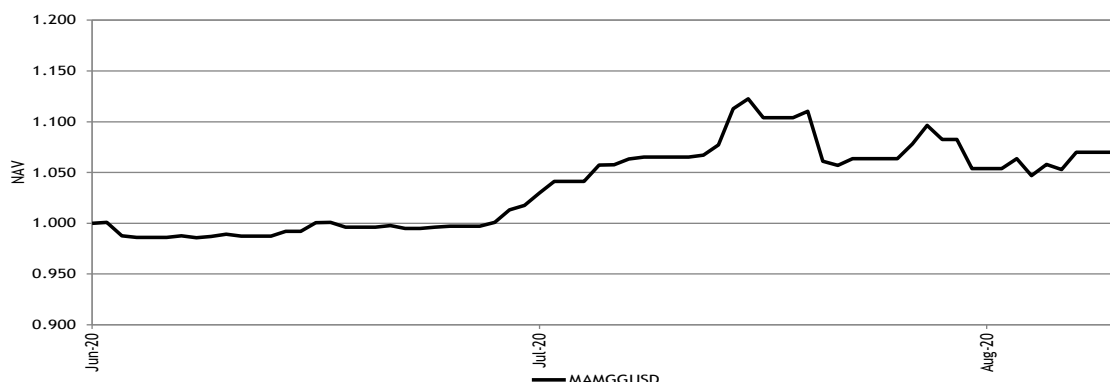
### Period of payment after withdrawal

Within 14 calendar days

### Financial Year End

31-Mar

## Price Movement Chart as at 31-Aug-20




\*\* NAV - NAV price from 23 June 20 - 31 Aug 20, income reinvested, calculated in USD  
\*\* Inclusive of distribution since inception (if any)  
Source: Novagni Analytics and Advisory Sdn. Bhd.

## Performance (%) Return as at 31-Aug-20

Total Return	YTD	1 Mth	3 Mth	6 Mth	1 Yr	3 Yr	5 Yr	SI	
Fund	6.99	0.43	-	-	-	-	-	6.99	
		Annualised Return			Calendar Year Return				
		3 Yr	5 Yr	SI	2019	2018	2017	2016	2015
Fund	-	-	-	-	-	-	-	-	-

Source: Novagni Analytics and Advisory Sdn. Bhd.

## Asset Allocation (Feeder Fund) as at 31-Aug-20



Source: Maybank Asset Management Sdn. Bhd.

## Top 10 Holdings (Target Fund) as at 31-Aug-20

GOLD 12.5kg(995)	98.29%
GOLD 1kg(999.9)	1.69%

Source: Pictet CH Precious Metals Fund - Physical Gold



The yield of the distributions are calculated based on the total dividend payout/ex-distribution NAV.

The term "Maybank AM" used herein refers to Maybank Asset Management. This Fund Fact Sheet ("FFS") is for informational purpose only. You should seek your own financial advice from a licensed adviser before investing in this Fund. Maybank AM does not make any representations or warranties of any kind express or implied, about the completeness, accuracy, reliability, suitability or availability with respect to the information contained herein.

Investors are advised to read and understand the contents of the Information Memorandum dated 03 June 2020 and the Fund's Product Highlights Sheets ("PHS") before investing. The Information Memorandum and PHS are available at our nearest representative offices and investors have the right to request for a copy of the Prospectus and PHS. The Prospectus has been registered with the Securities Commission Malaysia who takes no responsibility for its contents.

You should be aware that investments in wholesale funds carry risks. An outline of the risks are contained in the Information Memorandum. Unit prices and income distribution, if any, may rise or fall. Past performance of a fund is not indicative of future performance. Please consider the fees and charges involved before investing. Units will be issued upon receipt of completed application form accompanying the Information Memorandum and subject to terms and conditions therein.

In no event shall Maybank AM be liable for any loss or damages howsoever arising whether in contract, tort, negligence, strict liability or any other basis, including without limitation, direct or indirect, special, incidental, consequential or punitive damages arising i) from incompleteness, inaccuracy, unreliability, unsuitability or unavailability with respect to this FFS and/or reliance thereon; or ii) from reproduction or use of the information/copyright/trademark contained in the FFS.

SC's approval or authorisation, or the registration, lodgement or submission of the Prospectus/ Information Memorandum does not amount to nor indicate that the SC has recommended or endorsed the Fund or the Fund Fact Sheet.