

FUND OBJECTIVE

The Maybank Asian Credit Income Fund - MYR Class ("MACIMYR" or "the Fund") is a feeder fund that aims to maximise investment returns by investing in the Target Fund, the Maybank Asian Income Fund.

Any material change to the investment objective of the Fund would require the Unit Holders' approval.

FUND INFORMATION

Fund Category

Feeder fund

Fund Type

Fixed Income

Launch Date

7-Jul-20

Benchmark

JP Morgan Asian Credit Index

NAV Per Unit

RM 1.0025

Class Size

RM 105.67 million

Feeder Fund (Total Size)

RM 108.24 million

Target Fund Size

USD 107.86 million

Distribution Policy

Distribution will be incidental for the first financial year. Thereafter, distribution will be on a bi-monthly basis, i.e. every two months (subject to the availability of income).

Initial Offer Price (IOP)

RM 1.0000

Sales Charge

Up to 3.00% of the NAV per Unit

Redemption Charge

Nil

Annual Management Fee

Up to 1.25% per annum of the NAV of each Class.

Annual Trustee Fee

0.06% per annum of the NAV of the Fund (excluding foreign custodian fees and charges), accrued daily and paid monthly to the Trustee.

Min. Initial Investment

RM1,000 or such other lower amount as determined by the Manager from time to time.

Min. Additional Investment

RM100 or such other lower amount as determined by the Manager from time to time.

Cut-off time for injection / Withdrawal

4.00 p.m. on a Business Day as stated in Prospectus / Information Memorandum. Do note that times may differ from respective distributors.

Period of payment after withdrawal

Within 10 calendar days

Financial Year End

30-Apr

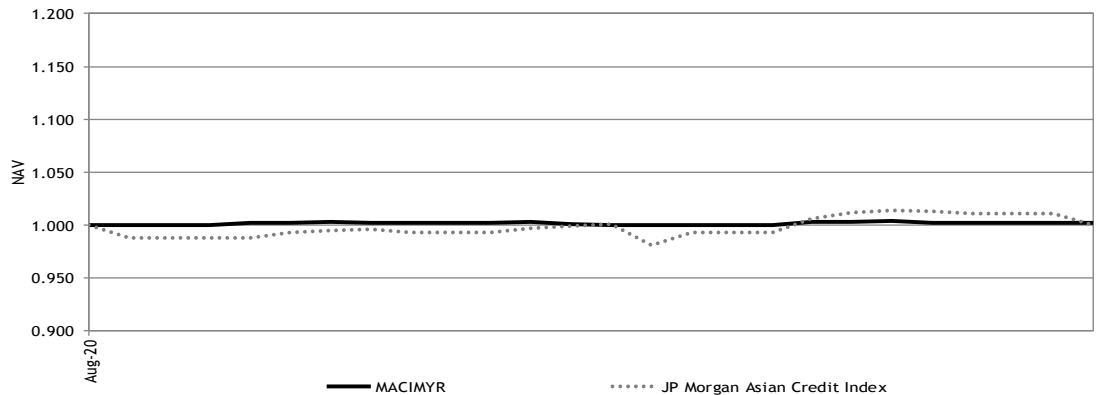
Portfolio Yield (Target Fund)

4.34%

Portfolio Duration (Target Fund)

5.56 years

Price Movement Chart as at 31-Aug-20



** NAV - NAV price from 06 Aug 20 - 31 Aug 20, income reinvested, calculated in MYR
** Inclusive of distribution since inception (if any)
Source: Novagni Analytics and Advisory Sdn. Bhd.


Performance (%) Return as at 31-Aug-20

Total Return	YTD	1 Mth	3 Mth	6 Mth	1 Yr	3 Yr	5 Yr	SI
Fund	0.25	-	-	-	-	-	-	0.25
Benchmark	0.04	-	-	-	-	-	-	0.04

	Annualised Return			Calendar Year Return				
	3 Yr	5 Yr	SI	2019	2018	2017	2016	2015
Fund	-	-	-	-	-	-	-	-
Benchmark	-	-	-	-	-	-	-	-

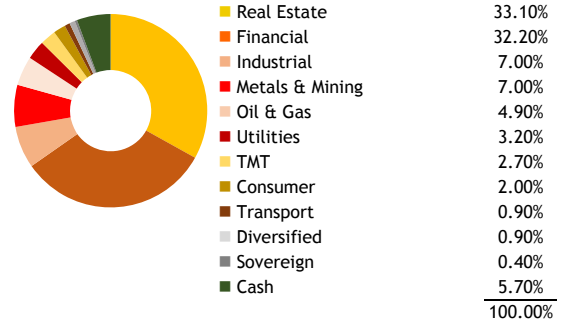
Source: Novagni Analytics and Advisory Sdn. Bhd.

Asset Allocation (Feeder Fund) as at 31-Aug-20



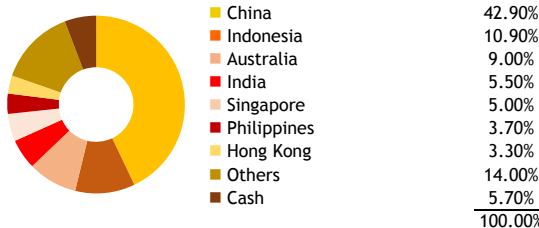
Source: Maybank Asset Management Sdn. Bhd.

Sector Allocation (Target Fund) as at 31-Aug-20



Source: Maybank Asian Income Fund

Country Allocation (Target Fund) as at 31-Aug-20



Source: Maybank Asian Income Fund

Top 10 Holdings (Target Fund) as at 31-Aug-20

SCENTRE GROUP TR 4.375% 20-28/05/2030	2.10%
QBE INSURANCE 20-31/12/2060 FRN	2.00%
INDONESIA ASAHAN 5.8% 20-15/05/2050	1.90%
BP CAPITAL PLC 20-31/12/2060 FRN	1.70%
AUST & NZ BANK 16-29/12/2049	1.60%
CREDIT SUISSE 20-31/12/2060 FRN	1.40%
BAYAN RESOURCES 6.125% 20-24/01/2023	1.40%
NATL AUSTRALIABK 2.332% 20-21/08/2030	1.30%
PT ADARO INDONES 4.25% 19-31/10/2024	1.20%
HUARONG FINANCE 4.95% 17-07/11/2047	1.00%

Source: Maybank Asian Income Fund

(Target Fund) Characteristics

Average Rating: BBB-/BB+

Source: Maybank Asian Income Fund

MONTHLY COMMENTARY OF TARGET FUND

Fund Positioning

On 27th August 2020 during the Jackson Hole meeting, the US Fed communicated that they are shifting from targeting inflation of 2% to targeting average inflation of 2% over time. This suggests that they will be tolerant if and when inflation does hit 2% or even rise above it, given that we have had many years of below 2% inflation target. In addition, their focus is on shortfalls from maximum employment, suggesting liquidity will remain very supportive and interest rates will stay low for the next few years.

In this scenario, bond markets will remain stable and continue to generate positive returns. We have been monitoring our bond holdings diligently to ensure the credit risk remain safe and strategically adding new names to our portfolio through primary market to optimize our cash holdings.

Our focus remain to generate 4% to 5% per annum returns to investors. As liquidity remain flush, corporate bonds will outperform sovereign bonds in 2H2020 as credit spreads tighten in an extended period of low interest rates.

The yield of the distributions are calculated based on the total dividend payout/ex-distribution NAV.

The term "Maybank AM" used herein refers to Maybank Asset Management. This Fund Fact Sheet ("FFS") is for informational purpose only. You should seek your own financial advice from a licensed adviser before investing in this Fund. Maybank AM does not make any representations or warranties of any kind express or implied, about the completeness, accuracy, reliability, suitability or availability with respect to the information contained herein.

Investors are advised to read and understand the contents of the Prospectus dated 07 July 2020 and the Fund's Product Highlights Sheets ("PHS") before investing. The Prospectus and PHS are available at our nearest representative offices and investors have the right to request for a copy of the Prospectus and PHS. The Prospectus has been registered with the Securities Commission Malaysia who takes no responsibility for its contents.

You should be aware that investments in unit trust funds carry risks. An outline of the risks are contained in the Prospectus. Unit prices and income distribution, if any, may rise or fall. Past performance of a fund is not indicative of future performance. Please consider the fees and charges involved before investing. Units will be issued upon receipt of completed application form accompanying the Prospectus and subject to terms and conditions therein.

In no event shall Maybank AM be liable for any loss or damages howsoever arising whether in contract, tort, negligence, strict liability or any other basis, including without limitation, direct or indirect, special, incidental, consequential or punitive damages arising i) from incompleteness, inaccuracy, unreliability, unsuitability or unavailability with respect to this FFS and/or reliance thereon; or ii) from reproduction or use of the information/copyright/trademark contained in the FFS.

SC's approval or authorisation, or the registration, lodgement or submission of the Prospectus/ Information Memorandum does not amount to nor indicate that the SC has recommended or endorsed the Fund or the Fund Fact Sheet.

MONTHLY COMMENTARY OF TARGET FUND

Fund Positioning

We started August more cautious given that historically August has been the weakest month for risk assets after May. The portfolio saw good inflows during the month and we decided to deploy cash slower given our cautious stance. Overall the portfolio had cash around 15% during the month.

New issues continued to price on the tighter end during this month. New issues HY generally opened weaker while IG bonds stayed firm. Mid month Treasuries weakened and provided opportunities to pick up IG at cheaper yields.

The main risk to manage going forward for corporate bond is default risk as we are in the midst of a recession. We continue to focus on switching out weak credits and buying into stronger credits. We reduced high yield exposure while added to long end investment grade. We continued to avoid travel and recreational related sectors and preferred IT and logistics related companies. Country wise we preferred China and Indonesia over India.

The yield of the distributions are calculated based on the total dividend payout/ex-distribution NAV.

The term "Maybank AM" used herein refers to Maybank Asset Management. This Fund Fact Sheet ("FFS") is for informational purpose only. You should seek your own financial advice from a licensed adviser before investing in this Fund. Maybank AM does not make any representations or warranties of any kind express or implied, about the completeness, accuracy, reliability, suitability or availability with respect to the information contained herein.

Investors are advised to read and understand the contents of the Prospectus dated 07 July 2020 and the Fund's Product Highlights Sheets ("PHS") before investing. The Prospectus and PHS are available at our nearest representative offices and investors have the right to request for a copy of the Prospectus and PHS. The Prospectus has been registered with the Securities Commission Malaysia who takes no responsibility for its contents.

You should be aware that investments in unit trust funds carry risks. An outline of the risks are contained in the Prospectus. Unit prices and income distribution, if any, may rise or fall. Past performance of a fund is not indicative of future performance. Please consider the fees and charges involved before investing. Units will be issued upon receipt of completed application form accompanying the Prospectus and subject to terms and conditions therein.

In no event shall Maybank AM be liable for any loss or damages howsoever arising whether in contract, tort, negligence, strict liability or any other basis, including without limitation, direct or indirect, special, incidental, consequential or punitive damages arising i) from incompleteness, inaccuracy, unreliability, unsuitability or unavailability with respect to this FFS and/or reliance thereon; or ii) from reproduction or use of the information/copyright/trademark contained in the FFS.

SC's approval or authorisation, or the registration, lodgement or submission of the Prospectus/ Information Memorandum does not amount to nor indicate that the SC has recommended or endorsed the Fund or the Fund Fact Sheet.