

**FUND OBJECTIVE**

The Maybank Enhanced Constant Income Fund ("MECIF" or "the Fund") is a fixed income (close-ended) fund that aims to provide Unit Holders with income through investments in a portfolio of Fixed Income Securities.

**FUND INFORMATION**

**Fund Category**

Fixed Income (close-ended)

**Fund Type**

Income

**Launch Date**

30-Jun-20

**Commencement Date**

30-Jul-20

**Maturity Date**

30-Jan-24

**Benchmark**

Prevailing 3-year Maybank fixed deposit rate as at the Commencement Date.

**NAV Per Unit**

RM 1.0054

**Fund Size**

RM 43.72 million

**Distribution Policy**

The Fund will declare income distribution annually, subject to the availability of income, during the tenure of the Fund.

**Initial Offer Price (IOP)**

RM1.0000

**Sales Charge**

Up to 3.00% of the offer price of the Fund

**Exit Fee**

1st Year 3.50%  
2nd Year 2.50%  
3rd Year 1.50%  
Maturity Date Nil

**Annual Trustee Fee**

0.03% per annum of the NAV of the Fund (excluding foreign custodian fees and charges), calculated and accrued daily and is payable monthly to the Trustee.

**Min. Initial Investment**

RM1,000 or such other amount or number of units (as the case may be) as may be decided by the Manager from time to time.

**Min. Additional Investment**

RM1,000 or such other amount or number of units (as the case may be) as may be decided by the Manager from time to time.

**Cut-off time for injection / Withdrawal**

4.00 p.m. on a Business Day as stated in Prospectus / Information Memorandum. Do note that times may differ from respective distributors.

**Period of payment after withdrawal**

Within 10 calendar days

**Financial Year End**

31-Aug

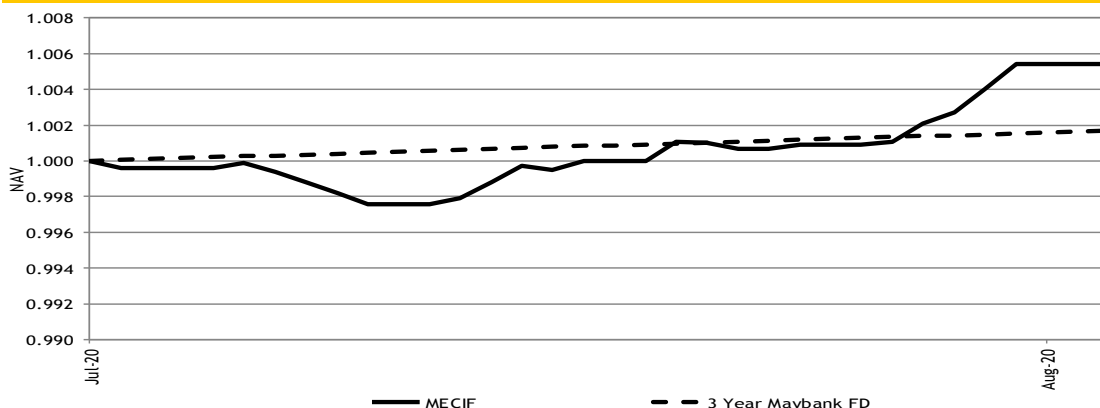
**Portfolio Yield**

5.19%

**Portfolio Duration**

2.44 years

**Price Movement Chart as at 31-Aug-20**



\*\* NAV - NAV price from 29 July 20 - 31 Aug 20  
\*\* Inclusive of distribution since inception (if any)  
Source: Novagmi Analytics and Advisory Sdn. Bhd.

**Performance (%) Return as at 31-Aug-20**


Total Return	YTD	1 Mth	3 Mth	6 Mth	1 Yr	3 Yr	5 Yr	SI
Fund	0.54	0.58	-	-	-	-	-	0.54
Benchmark	0.17	0.16	-	-	-	-	-	0.17

	Annualised Return			Calendar Year Return				
	3 Yr	5 Yr	SI	2019	2018	2017	2016	2015
Fund	-	-	-	-	-	-	-	-
Benchmark	-	-	-	-	-	-	-	-

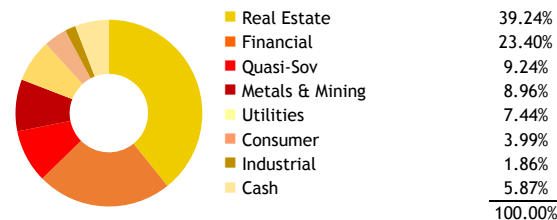
Source: Novagmi Analytics and Advisory Sdn. Bhd.

**Asset Allocation as at 31-Aug-20**



Source: Maybank Asset Management Sdn. Bhd.

**Sector Allocation as at 31-Aug-20**



Source: Maybank Asset Management Sdn. Bhd.

**Top 10 Holdings as at 31-Aug-20**

SHIMAO GROUP HOLDINGS LIMITED	5.60%	15.07.2026	6.68%
ASAHI MUTUAL LIFE INSURANCE CO	6.500%	05/09/2023	5.66%
SHINHAN FINANCIAL GROUP CO LTD	5.875%	13/08/2023	5.60%
COUNTRY GARDEN HOLDINGS CO LTD	6.150%	17.09.2025	5.18%
COASTAL EMERALD LTD	4.30%	1.8.24 PERP	4.90%
FAR EAST HORIZON LTD	4.35%	PERP MTN 14.06.2022	4.71%
BAYAN RESOURCES TBK PT	6.125%	24/01/2023	4.66%
CENTRAL CHN REAL ESTATE CENCHI	7.9	07/11/23	4.36%
SOAR WISE LTD	3.45%	23/10/2022	4.27%
INDO ENERGY FINANCE II	6.375%	24.01.23	4.24%

Source: Maybank Asset Management Sdn. Bhd.

**Credit Ratings as at 31-Aug-20**

A	5.20%
BBB	31.66%
BB	57.27%
	<u>94.13%</u>

Source: Maybank Asset Management Sdn. Bhd.

The yield of the distributions are calculated based on the total dividend payout/ex-distribution NAV.

The term "Maybank AM" used herein refers to Maybank Asset Management. This Fund Fact Sheet ("FFS") is for informational purpose only. You should seek your own financial advice from a licensed adviser before investing in this Fund. Maybank AM does not make any representations or warranties of any kind express or implied, about the completeness, accuracy, reliability, suitability or availability with respect to the information contained herein.

Investors are advised to read and understand the contents of the Information Memorandum dated 22 June 2020 and the Fund's Product Highlights Sheets ("PHS") before investing. The Information Memorandum and PHS are available at our nearest representative offices and investors have the right to request for a copy of the Prospectus and PHS. The Prospectus has been registered with the Securities Commission Malaysia who takes no responsibility for its contents.

You should be aware that investments in wholesale funds carry risks. An outline of the risks are contained in the Information Memorandum. Unit prices and income distribution, if any, may rise or fall. Past performance of a fund is not indicative of future performance. Please consider the fees and charges involved before investing. Units will be issued upon receipt of completed application form accompanying the Information Memorandum and subject to terms and conditions therein.

In no event shall Maybank AM be liable for any loss or damages howsoever arising whether in contract, tort, negligence, strict liability or any other basis, including without limitation, direct or indirect, special, incidental, consequential or punitive damages arising i) from incompleteness, inaccuracy, unreliability, unsuitability or unavailability with respect to this FFS and/or reliance thereon; or ii) from reproduction or use of the information/copyright/trademark contained in the FFS.

SC's approval or authorisation, or the registration, lodgement or submission of the Prospectus/ Information Memorandum does not amount to nor indicate that the SC has recommended or endorsed the Fund or the Fund Fact Sheet.