

FUND OBJECTIVE

The Maybank Constant Income Fund 8 ("MCIF8" or "the Fund") is a fixed income (close-ended) fund that aims to provide Unit Holders with income* through investments in a portfolio of Fixed Income Securities.

Any material change to the investment objective of the Fund would require Unit Holders' approval.

*Income will be paid out via cash payment mode

FUND INFORMATION

Fund Category
Fixed Income (close-ended)

Fund Type
Income

Launch Date
21-Oct-19

Commencement Date
15-Nov-19

Maturity Date
15-Nov-22

Benchmark
Prevailing 3-year Maybank fixed deposit rate as at the Commencement Date.

NAV Per Unit
RM 1.0122

Fund Size
RM 243.83 million

Distribution Policy

The Fund will declare income distribution annually, subject to the availability of income, during the tenure of the Fund.

Initial Offer Price (IOP)
RM1.0000

Sales Charge
Up to 2.50% of the offer price of the Fund

Exit Fee

1st Year 3.50%
2nd Year 2.50%
3rd Year 1.50%
Maturity Date Nil

Annual Trustee Fee

0.03% per annum of the NAV of the Fund (excluding foreign custodian fees and charges) accrued daily and payable monthly to the Trustee.

Min. Initial Investment

RM1,000 or such other amount as determined by the Manager.

Min. Additional Investment

RM1,000 or such other amount as determined by the Manager.

Cut-off time for injection / Withdrawal

4.00 p.m. on a Business Day as stated in Prospectus / Information Memorandum. Do note that times may differ from respective distributors.

Period of payment after withdrawal

Within 10 calendar days

Financial Year End

30-Nov

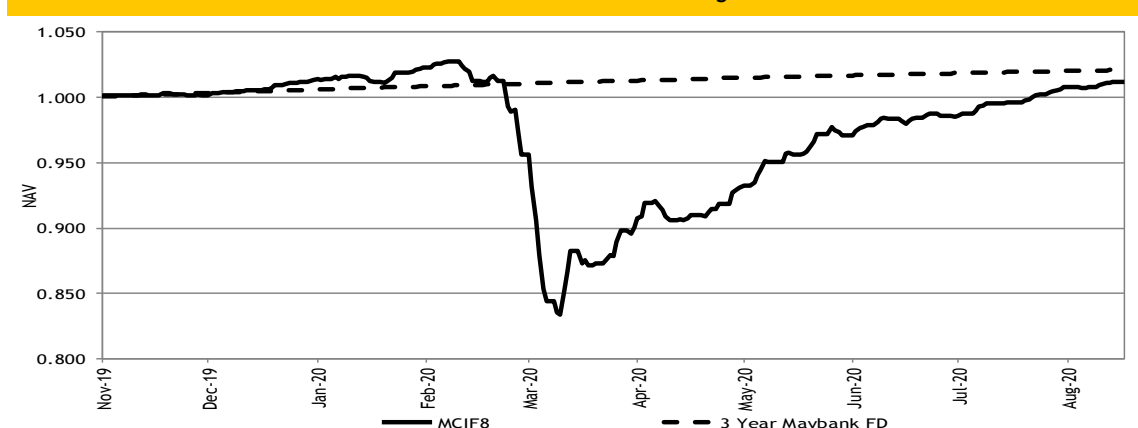
Portfolio Yield

5.23%

Portfolio Duration

2.41 years

Price Movement Chart as at 31-Aug-20



** NAV - NAV price from 15 Nov 19 - 31 Aug 20
** Inclusive of distribution since inception (if any)
Source: Novagmi Analytics and Advisory Sdn. Bhd.

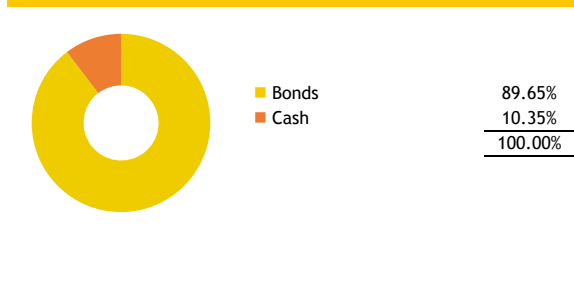
Performance (%) Return as at 31-Aug-20

Total Return	YTD	1 Mth	3 Mth	6 Mth	1 Yr	3 Yr	5 Yr	SI
Fund	0.62	1.58	5.87	-0.02	-	-	-	1.09
Benchmark	1.59	0.16	0.49	1.12	-	-	-	1.99

	Annualised Return			Calendar Year Return				
	3 Yr	5 Yr	SI	2019*	2018	2017	2016	2015
Fund	-	-	-	0.60	-	-	-	-
Benchmark	-	-	-	0.39	-	-	-	-

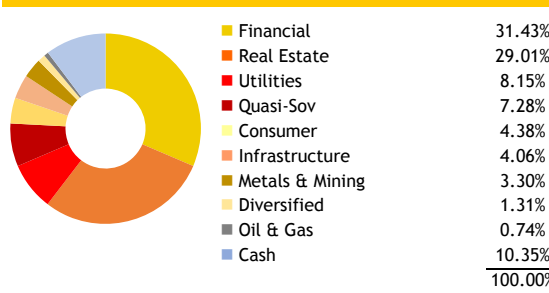
*since commencement till 31 Dec 2019
Source: Novagmi Analytics and Advisory Sdn. Bhd.

Asset Allocation as at 31-Aug-20



Source: Maybank Asset Management Sdn. Bhd.

Sector Allocation as at 31-Aug-20



Source: Maybank Asset Management Sdn. Bhd.

Top 10 Holdings as at 31-Aug-20

BNP PARIBAS SA 6.625% PERP 25.03.2024	6.18%
JULIUS BAER GRUPPE AG 4.75% PERP 12.09.2024	5.30%
PHOENIX GROUP HOLDINGS PLC 5.625% PERP 29.01.2025	5.16%
CFLD (CAYMAN) INVESTMENT LTD 6.90% 13.01.2023	3.40%
ZHONGYUAN ASSET MGMT 4.20% 29.11.2022	2.79%
COASTAL EMERALD LTD 4.30% 1.8.24 PERP	2.63%
HSBC HOLDINGS PLC 6.250% 23/03/2023	2.61%
CAIYUN INTERNATIONAL INVESTMENT 5.5% 08.04.2022	2.58%
CCCI TREASURE LTD 3.425%	2.56%
SRI REJEKI ISMAN TBK PT 7.25% 16.01.2025	2.49%

Source: Maybank Asset Management Sdn. Bhd.

Credit Ratings as at 31-Aug-20

A	2.71%
BBB	39.13%
BB	39.65%
B	2.94%
NR	5.22%
Total	89.65%

Source: Maybank Asset Management Sdn. Bhd.

The yield of the distributions are calculated based on the total dividend payout/ex-distribution NAV.

The term "Maybank AM" used herein refers to Maybank Asset Management. This Fund Fact Sheet ("FFS") is for informational purpose only. You should seek your own financial advice from a licensed adviser before investing in this Fund. Maybank AM does not make any representations or warranties of any kind express or implied, about the completeness, accuracy, reliability, suitability or availability with respect to the information contained herein.

Investors are advised to read and understand the contents of the Prospectus dated 21 October 2019 and the Fund's Product Highlights Sheets ("PHS") before investing. The Prospectus and PHS are available at our nearest representative offices and investors have the right to request for a copy of the Prospectus and PHS. The Prospectus has been registered with the Securities Commission Malaysia who takes no responsibility for its contents.

You should be aware that investments in unit trust funds carry risks. An outline of the risks are contained in the Prospectus. Unit prices and income distribution, if any, may rise or fall. Past performance of a fund is not indicative of future performance. Please consider the fees and charges involved before investing. Units will be issued upon receipt of completed application form accompanying the Prospectus and subject to terms and conditions therein.

In no event shall Maybank AM be liable for any loss or damages howsoever arising whether in contract, tort, negligence, strict liability or any other basis, including without limitation, direct or indirect, special, incidental, consequential or punitive damages arising i) from incompleteness, inaccuracy, unreliability, unsuitability or unavailability with respect to this FFS and/or reliance thereon; or ii) from reproduction or use of the information/copyright/trademark contained in the FFS.

SC's approval or authorisation, or the registration, lodgement or submission of the Prospectus/ Information Memorandum does not amount to nor indicate that the SC has recommended or endorsed the Fund or the Fund Fact Sheet.